

# FOUR QUARTERS DESERVE



## SUPERIOR DRINKABILITY

RESPONSIBILITY MATTERS  
©2008 Anheuser-Busch, Inc., Bud Light® Beer, St. Louis, MO  
The NBA and individual NBA member team identifications are the intellectual property of  
NBA Properties, Inc. and the respective NBA member teams. ©2008 NBA Properties, Inc. All rights reserved.



2008-09 DETROIT PISTONS MEDIA GUIDE



## 2008-09 DETROIT PISTONS MEDIA GUIDE









# 2008-09 DETROIT PISTONS MEDIA GUIDE



The Detroit Pistons 2008-09 Media Guide was written and edited by Cletus Lewis, Jr. and Kevin Grigg. Additional assistance provided by Matt Dobek and Michelle Fikany. Design and page layout by Jim Brewer with additional assistance by Amy Raczkowski. Photography by Allen Einstein, David Roberts Photography and NBA Photos. Statistical information provided by Elias Sports Bureau and Chris Thorn.

Printing Services by Tepel Brothers Printing Company.

© 2008 Detroit Pistons

All NBA and team insignia depicted in this publication are the property of NBA Properties, Inc. and the respective teams and may not be reproduced for commercial purposes without the prior written consent of NBA Properties, Inc.

The information contained in this publication was compiled by the Detroit Pistons and is provided as a courtesy to our fans and the media and may be used only for personal or editorial purposes. Any commercial use of this information is prohibited without the prior written consent of the Detroit Pistons.

**DETROIT PISTONS**

5 Championship Drive, Auburn Hills, MI, 48326 • (248) 377-0100 • FAX (248) 377-3260

## WE WORK AS ONE.



# TABLE OF CONTENTS

Media Information .....	3
Staff Directory .....	4-6
<b>LEADERSHIP .....</b>	<b>7</b>
William Davidson .....	8-9
Tom Wilson .....	10-11
Joe Dumars .....	12-13
Scott Perry .....	14
Alan Ostfield .....	15
Michael Curry .....	16-17
Dave Cowens .....	18
Darrell Walker .....	18
Pat Sullivan .....	19
Harold Ellis .....	19
George David .....	20
Tony Ronzone .....	20
Doug Ash .....	21
Bill Pope .....	21
Ryan Hoover .....	21
Mike Abdenour .....	22
Arnie Kander .....	22
Executive Staff .....	23-24
<b>PLAYERS .....</b>	<b>25</b>
Roster .....	26
Alex Acker .....	27
Arron Afflalo .....	28-29
Chauncey Billups .....	30-31
Kwame Brown .....	32-33
Will Bynum .....	34-35
Richard Hamilton .....	36-37
Walter Herrmann .....	38-39
Amir Johnson .....	40-41
Jason Maxiell .....	42-43
Antonio McDyess .....	44-45
Tayshaun Prince .....	46-47
Rodney Stuckey .....	48-49
Rasheed Wallace .....	50-51
Cheikh Samb .....	52
Walter Sharpe .....	53
Continued Bios .....	54-56
Career Highs .....	57-58
<b>2006-07 SEASON IN REVIEW .....</b>	<b>59</b>
2007-08 Final Statistics .....	60-61
Home/Road Statistics .....	62
Wins/Losses Statistics .....	63
Pistons Game-By-Game Statistics .....	64-67
Opponents Game-By-Game Statistics .....	68-69
Pistons Individual Season-Highs .....	70-71
Pistons Highs/Lows .....	72
Opponents Highs/Lows .....	73
Pistons Miscellaneous Statistics .....	74-76

2007-08 Final Playoff Statistics .....	77
2007-08 Playoff Stats Round-By-Round .....	78
<b>RECORDS .....</b>	<b>79</b>
All-Time Pistons Team Records .....	80-82
All-Time Pistons Individual Records .....	83-85
All-Time Pistons Career Leaders .....	86-87
All-Time Pistons Yearly Leaders .....	88-93
All-Time Pistons Top Performances .....	94-95
All-Time Opponents Team Records .....	96
All-Time Opponents Individual Records .....	97-98
Pistons Home Team Records .....	99-100
Pistons Individual Home Team Records .....	101-102
Detroit Arena Team Records .....	103-104
Individual Detroit Arena Records .....	105-106
Detroit Arena Records - Totals .....	107-108
Year-By-Year Records .....	109
The Last Time .....	110
<b>HISTORY .....</b>	<b>111</b>
All-Time Coaching Records .....	112-114
All-Time Roster .....	115-157
All-Time Numerical Roster .....	158-162
Transactions .....	163-172
Draft History .....	173-177
Season-By-Season Recaps .....	178-227
Playoff History .....	228-235
Playoff Honor Roll .....	236-237
Attendance .....	238
Top Crowds .....	239
Notes .....	240
<b>NBA .....</b>	<b>241</b>
NBA Directory .....	242-243
NBDL Directory .....	244
NBA Community Programs .....	245
2007-08 NBA Final Statistics .....	246-249
All-Time NBA Leaders .....	250-251
Opponents .....	252-309
<b>OVERTIME .....</b>	<b>311</b>
The Palace of Auburn Hills .....	312-315
Pistons Community Relations .....	316-319
Basketball Camps & Clinics .....	320-321
2007-08 Traveling Media .....	322
Broadcasters .....	322-324
DSBA / Michigan Sports Hall of Fame .....	325
Automotion .....	326
Hooper / Detroit Shock .....	327
Notes .....	328

# MEDIA GUIDELINES & INFORMATION

**CREDENTIALS:** Requests for game-by-game credentials should be submitted in writing – on company letterhead – to the Pistons’ Public Relations Department **AT LEAST 30 HOURS PRIOR** to the game you wish to cover (2:00 p.m. on Friday for a Saturday, Sunday or Monday game). Credential requests may be faxed (248-377-3260) or mailed. **NO CREDENTIAL REQUESTS WILL BE HONORED ON GAME DAY.** Please make certain all requests for credentials are confirmed by the Public Relations Department prior to arriving at the arena. Credentials may be obtained 2 1/2 hours prior to each game at the press gate, located at the loading dock media entrance in the southwest corner of the arena. Credentials must be visibly worn at all times and are non-transferable.

**PHOTOGRAPHERS:** Limited (and assigned) space is available for both accredited television and still photographers in one of two quadrants – either the west side of the basket stanchion on the north end of the floor or the east side of the basket stanchion on the north end of the floor. **ABSOLUTELY NO TRIPODS ALLOWED.** Photographers must be seated and stationary, at least four feet behind the baseline at all times. Photographers are not permitted on the court at any time during the game and cannot shoot from public walkways or gathering areas. Orders for strobe lights must be requested through the Pistons’ Public Relations Department.

Photo credentials will be issued in the same manner as other credentials, although requests should be submitted by the photo editor. It is club policy **NOT** to allow freelance photographers. Each photographer will be assigned a position by the Pistons’ Public Relations Department, making it imperative that we are aware of your intentions to shoot a particular game. A photo (and seating) chart will be available in the media room and on the back of each basket stanchion. Photographers located on the baseline will be permitted only one standard size “Domke” bag which must be placed behind the photographer during the game. Equipment not needed during the game must be stored off-court. One additional camera can be stored either beside or directly behind the photographer.

**RUBBER LENS SHADES:** In order to reduce the risk of injury to players, rubber lens shades are now required for all still photographers, broadcasters, news and entertainment video and film crews who are authorized to shoot NBA game action. Any additional light sources must be either removed or covered with bubble wrap.

Rubber lens covers are available by contacting:  
*Robert’s Distributors, Inc.*  
 255 S. Meridian Street  
 Indianapolis, IN 46225  
 (800) 726-5544

**PARKING:** Members of the media who have been issued credentials will be granted parking privileges in press parking area, located on the south side of the arena. Entrance to the arena parking lot for Media Members will be through the southern-most entrance off Lapeer Road.

**MEDIA WORKROOM:** The media workroom, located across the hall from the Pistons’ locker room, is open three hours prior to each game and features comfortable work areas for your convenience. Telephone and fax service is available, as well as game notes, media guides, statistics, post-game quotes and out-of-town scores. Should you need any addi-

tional assistance or service, please do not hesitate to ask Matt Dobek, Kevin Grigg, Cletus Lewis or any member of the Pistons’ Public Relations staff.

**PRE- AND POST-GAME INTERVIEWS:** In accordance with NBA policy, both the Pistons and visiting locker rooms will be open to accredited media members for a 45 minute period prior to each game (6:00 – 6:45 p.m. for a 7:30 game) and no later than 15 minutes following the conclusion of each game. Players and coaches are available for interviews at those times, although it is recommended that any interview lasting longer than five minutes in duration be arranged in advance through the Pistons’ Public Relations Department (any live television pre- or post-game interviews should also be arranged in advance through the PR Department). **ONLY** working media members with valid credentials will be admitted to the locker room. No still photography is permitted in either teams’ locker room. **ABSOLUTELY NO AUTOGRAPHS ALLOWED DURING MEDIA ACCESS PERIOD.**

**INTERVIEW ROOM:** Detroit Pistons Head Coach Michael Curry will meet the media in the West hospitality room, down the hall from the Pistons’ locker room, approximately 10 minutes after the conclusion of the game.

**GAME NOTES, STATISTICS & STATISTICIANS:** Game notes and statistics are available in the Pistons media room three hours prior to each game. Statistics are distributed to working media following each quarter. Post-game quotes and notes are distributed as quickly as possible following the conclusion of each game. Local statisticians are available to assist visiting television and radio broadcasters, and can be arranged by contacting the Pistons Public Relations Department several days in advance. Once a request is made, the statisticians must be compensated whether or not they are used.

**FAX SERVICE:** The Pistons will provide complementary fax service to members of the working media following each game.

**AUTOGRAPHS: SEEKING AUTOGRAPHS OR SOUVENIR ITEMS FROM PLAYERS OR COACHES IS STRICTLY PROHIBITED AND SUBJECT TO FORFEITURE OF CREDENTIAL.**

**PRACTICE POLICY:** In general, practices – which will usually be held at the team’s practice facility – are closed to the media, with the exception of the last 30 minutes. However, players and coaches will be available for brief interviews with accredited media members at the conclusion of each session. Interviews lasting longer than five minutes in duration should be scheduled in advance through the Pistons’ Public Relations Department. Please contact a PR staff representative to confirm practice times, sites and player availability.

**INTERNATIONAL MEDIA POLICY:** International media interested in covering NBA regular season games must first submit a request in writing to the NBA league office. Please do not contact the Detroit Pistons individually. All credential requests must be received at least three business days prior to the first game requested. Photo identification will be required when picking up confirmed credentials at the media entrance. Requests must be **FAXED** to the attention of Rachel Walsh (NBA International) at 212-407-8058. Additional information on international media policies may be obtained by calling the NBA league office.



# STAFF DIRECTORY

## OFFICERS AND ADVISORY BOARD

Managing Partner	William Davidson
Legal Counsel	Oscar H. Feldman
Advisory Board	Warren J. Coville
Advisory Board	Bud Gerson
Advisory Board	Dorothy Gerson
Advisory Board	Ann Newman
Advisory Board	William M. Wetsman

## EXECUTIVE STAFF

President & Chief Executive Officer	Thomas S. Wilson
Chief Operating Officer & Assistant General Manager	Alan Ostfield
Executive Vice President	John Ciszewski
Executive Vice President	Dan Hauser
Executive Vice President	Mario Etemad C.E.C.
Executive Vice President	Marilyn Hauser
Executive Vice President & Chief Financial Officer	John O'Reilly
Executive Vice President, Broadcasting & Multimedia	Peter M. Skorich
Senior Vice President, Corporate Marketing	Ron Melnyk
Senior Vice President, Events	Stu Mayer
Senior Vice President, Legal	Susan Greenfield
Vice President, Human Resources	Tom Bennett
Vice President, Public Relations	Matt Dobek
Vice President, Marketing	Ellen Gahagan
Vice President, Premium Seating	Jon Dierkes
Vice President, Finance	Robert Johnson
Vice President, Public Relations	Matt Dobek
Vice President, Brand Management	Craig Turnbull
Vice President, Operations	Jim Summers
Executive Assistants	Kimberly Marker, Daniyel Clark, Diana Norgaard, Julie Telly, Margaret Gutowski

## BASKETBALL STAFF

President, Basketball Operations	Joe Dumars
Vice President of Basketball Operations	Scott Perry
Chief Operating Officer & Assistant General Manager	Alan Ostfield
Head Coach	Michael Curry
Assistant Coach	Darrell Walker
Assistant Coach	Dave Cowens
Assistant Coach	Pat Sullivan
Assistant Coach	Harold Ellis
Director of Basketball Operations	Tony Ronzone
Director of Player Personnel	George David
Assistant Coach/Advance Scout	Bill Pope
Director of Scouting	Doug Ash
Video Coordinator	Ron Oliver
Director, Player Development	Ryan Hoover
Head Athletic Trainer	Mike Abdenour
Strength and Conditioning Coach	Arnie Kander
Assistant Trainer	Bill Nyeholt
Assistant Strength and Conditioning Coach	Dave Boyer
Assistant Video Coordinator	Jason Hervey
Manager, Basketball Operations	Nancy Emery
Basketball Assistant	Missy Erwin
Team Physician	Dr. Ben Paolucci
Team Orthopedic Surgeon	Dr. Stephen Lemos
Team Dentist	Dr. Ron Berris
Team Security	Jerry Hendon
Basketball Information Specialist	Edward Rivero
Locker Room Assistants	Anthony Bowen, John Pavitt

## PISTONS PUBLIC RELATIONS DEPARTMENT

Vice President, Public Relations	Matt Dobek
Director, Media Relations	Kevin Grigg
Assistant Director, Media Relations	Cletus Lewis
Public Relations Assistant	Michelle Fikany
Team Photographer	Allen Einstein
Public Relations Coordinator-Shock	Megan Heinemann
Public Relations Assistant-Shock	Desi Segundo

## BOX OFFICE

Director, Box Office Operations	Bruce Trout
Sports Ticketing Manager	Dave Siwicki

## BROADCASTING/MULTIMEDIA

Executive Vice President	Peter M. Skorich
Vice President, Multimedia	Diane Ferranti
Broadcast Facilities Coordinator	David Rhoades
Director of Broadcast Production	Stan Fracker
Feature Producers	Paul Kent, Tad Van Schoik, Chris Stamatakis
Chief Engineer	Dan Brown
Senior Audio Engineer	Kyle Clements
In-Arena Audio Engineer	Steve Conway
Palacevision Director	Jeremy Smoker
Dance Team Director	Rebecca Girard
Game Operations Manager	Tim Dameron
Mascot Coordinator	Taylor Griswold
Executive Assistant	Virginia Niewoehner

# STAFF DIRECTORY

## COMPUTER SERVICES

Director, Information Technologies & Business Systems	Mike Garrett
Office Analyst	Judy Dowgiert
Tele-communications Manager	Jay Grobbling
Tele-communications Specialist	Phil Carter
Information Technologies Operations Manager	Mark Smillie
Senior Systems Analyst	Tony Brewster
Systems Analyst	Joe Hartman

## COMMUNITY RELATIONS

Director, Community Relations/Pistons-Palace Foundation	Dennis Sampier
Manager, Community Relations	Anne Balutowicz
Community Relations Coordinator	Erika Swilley
Community Relations Assistant	Nicolle Meyer
Community Relations Assistant	Jamie Murdoch

## EVENTS

Executive Vice President, Facility Operations	Mario Etemad C.E.C.
Vice President, Operations	Jim Summers
Director, Facility Operations	Chip Robinson
Director, Conversions	Mike Roche
Director, Housekeeping	John Pajak
Assistant Director, Housekeeping	Nolan Ducharme
Director, Parking	Frank Weisse
Assistant Director, Parking	Stan Torres
Building Superintendent	Andy Stevenson
Managers, Security	James Rhoades, Lisa Tincher
Director, Event Services	Laura Passariello
Director, Guest Services	Mike Keylon
Managers, Guest Services	Heidi Gilbert, Julie Erskine

## FINANCIAL SERVICES

Executive Vice President & Chief Financial Officer	John O'Reilly
Vice President, Corporate Controller	Robert Johnson
Assistant Controller-Financial Operations	Joe Biondo
Assistant Controller-Financial Reporting	Kristin Frisbie

## PALACE BOOKING/MARKETING STAFF

Executive Vice President	Marilyn Hauser
Senior Vice President, Sports & Events	Stu Mayer
Vice President, Marketing	Ellen Gahagan
Vice President Events, Projects/Development	John Itsell
Director, Public Relations	Jeff Corey
Marketing Manager	Kelly Kachnowski
Marketing Specialist	Dean Seaver
Senior Event Manager/Coordinator	Derek Boczkowski
Event Coordinator	Jim Reid
Public Relations Coordinator	Bryant Fillmore
Advertising/Marketing Coordinator	Brian Biondo
Booking/Marketing Coordinator	Dana Steiner
Marketing Coordinator	Ryan Haverland
Catering Coordinator	Crystal Moses
Booking Coordinator/Contract Specialist	Bryan Szlaga
Public Relations Assistant	Erin Adams
Executive Assistant	Erica Botsford

## PALACE RESTAURANT MANAGEMENT GROUP

Executive Vice President	Mario Etemad C.E.C.
Food & Beverage Director	Jon Collier
Director, Catering	Mark Gulliver
Director, Human Resources	Erica Packard
Controller	Maria Walter
Executive Sous Chef	Jeff Maier
Chefs	Dan Hall, Doug Briggs, Joe Doll, Edward Gruzowski, Christopher Quелlette, Donna Sanders, Jason Smith, Darren Stowell
Dining Services Managers	Blair Hamm, Carol Hendrix, Allayna Schadel, Dan Wright
Catering Sales Coordinator	Sarah Browning
Purchasing Manager	Todd Bewak
Assistant Purchasing Manager	William Klitzke
Food Trak Manager	John Lucchesi
Administrative Assistant	Denise Johnson

## PISTONS MARKETING STAFF

Senior Vice President, Corporate Marketing	Ron Melnyk
Vice President, Sponsorship Development	Larry Thompson
Director of Event Sponsorships	Craig Rosenthal
Director, Broadcast Traffic	Glen Kwiatkowski
Director, Corporate Marketing	Michael Zaretti
Director of Administration-Corporate Marketing	Anita White
Director of Corporate Sponsorships	Greg Bozek
Executive Director, Marketing Promotions	Debbie Stachel Guina
Corporate Marketing Director	Theresa Doan
Director, Sponsorship Marketing	Craig Peiser
Corporate Marketing Manager	Ken Keaser
Director, Corporate Partnerships	Josh Bitterman
Account Director-Sponsorship Development	Harlan Huckelby
Inventory Specialist-Corporate Marketing	Dave Neitzer
Executive Assistant	Margaret Gutowski
Marketing Coordinators	Nick LaDrig, Jason Thomas, Isoko Nimmons, Erin Prober



# STAFF DIRECTORY

## PRODUCTIONS

Vice President, Productions ..... Mike St. Peter  
 Stage Technicians ..... Jeff Underhill, Martin Doll  
 Scoreboard Technicians ..... Dave Gaertner

## CAMPS/CLINICS

Director, Pistons Camps and Clinics ..... Steve Moreland  
 Manager, Basketball Camps and Clinics ..... Curtis Rybski

## SALES DEPARTMENT

Executive Vice President, Corporate Sales ..... John Ciszewski  
 Senior Director, Corporate Sales ..... John Kapral  
 Vice President, Premium Seating ..... Jon Dierkes  
 Director, Sales ..... Shawn Kuzmin  
 Director, Palace Outdoor Group ..... Jim Lepor  
 Director, Group Sales ..... Sara Daniel  
 Director, Inside Sales ..... Joe Dellwo  
 Assistant Director, Inside Sales ..... Ryan Bertschman  
 Premium Sales Account Executive ..... Brad Eason  
 Senior Corporate Account Executives ..... Rodney Wilson, Korie Moyer, Susan Zayed  
 Corporate Account Executives ..... Jeff Grice, David Logan, Marc Summers, Kevin Moyer, Bruce Parker,  
 Jason Sluyter, Nicole Houin, Ryan Coyle  
 Group Sales Representatives ..... Michelle VanZweden, Tamara Mires, Hillary Bultema, Shawn Williams,  
 Cassie Wilkinson, Zack Sebastian  
 Inside Sales Representatives ..... Cyndi Knis, Kevin McConnell, Will Christy, Julie Kherkher, Sam Grossman,  
 Katie Marage, Garret Rasmusen, Jen Holmes, Derek Adamski,  
 T.J. Gies, Chris Hall, Mike Larocco  
 Palace Outdoor Group Account Executives ..... Stephanie Roland, Gary Strutz, Sandro Bermudez, Erik Pedersen  
 Director, Customer Retention ..... Liz Karolak  
 Customer Retention Representatives ..... Shannon Bakka, Kayla Rice, Ann Schreier, Amber Wardrop  
 Corporate Sales Office Manager ..... Cindy Oberheim  
 Group Sales Administrative Assistant ..... Raquel Gumma  
 Suite Services Director/Call Center Manager ..... Joann Flood  
 Suite Services Managers ..... Phyllis Dowgiert, Debbie Sundt  
 Suite Services Assistant ..... Maureen Francis  
 Suite Box Office Coordinator ..... Angela Finazzo  
 Suite Box Office Supervisor ..... Cathy Roney  
 Director of e-Marketing ..... Teresa Spencer  
 Manager, MyCompanyOffer ..... Amy Griswold  
 Director Shock Sales and Marketing ..... Carley Knox  
 Sales and Marketing Coordinators-Shock ..... Tamela Jackson, Rachel Myers, Samantha Hicks, Kristine Bergandino

## CREATIVE GROUP

Vice President, Brand Management ..... Craig Turnbull  
 Production Manager ..... Mark Dennis  
 Creative Director ..... Amy Raczkowski  
 Director, Shock Business Operations/Brand Management ..... Alicia Jeffreys  
 Art Director ..... Jason George  
 Senior Graphic Designer ..... Jim Brewer  
 Graphic Designers ..... Lona Garcia, Mike Jones, Justin Rose, Josh Perlinski, Nick Zalewski  
 Job Intake and Billing Specialist ..... Ruthann Wojtowicz  
 Digital Print and Finishing Coordinator ..... Marianne McLaughlin  
 Brand Marketing Coordinators ..... Mike Huff, Jacquelyn Benedict  
 Print and Finishing Assistant ..... Shawn Fadden  
 Director, Year-Round Hoops ..... Aaron Smith

## CRM

Director of CRM ..... Brian Fey  
 Database Marketing Coordinator ..... Jessica Perry


## STRATEGIC COMMUNICATIONS/WEBSITE OPERATIONS

Director of Strategic Communications ..... Dave Wieme  
 Web Site Editor ..... Keith Langlois  
 Web Content Assistant ..... Ryan Pretzer  
 Web Site Manager ..... Jason Maynard  
 Web Coordinator ..... Mike Potter

## SCORING CREW


Scoring Crew Director ..... Steve Stuckey  
 Statistician ..... Stewart Marcell  
 Scoring Crew ..... Nancy Emery, Jeff Corey, Tamara Mires, Rich Kaschalk, Eric Randolph,  
 John Kapral, Lauren Smillie, Shawn Kuzmin  
 PA Announcer ..... John Mason

# LEADERSHIP



**WE WORK AS ONE.**





# William DAVIDSON

MANAGING PARTNER

Recognized as one of the most successful owners in the National Basketball Association for over 30 years, Detroit Pistons Managing Partner William Davidson can be credited for a majority of the success the organization has enjoyed. Detroit's 1989, 1990 and 2004 World Championships can be directly attributed to Davidson, the club's majority owner since 1974, and under his direction, the Pistons have been considered one of the league's elite franchises for over 20 years. In September 2008, Davidson's contributions to the game of basketball were honored when he was officially enshrined into the Naismith Memorial Basketball Hall of Fame.

During the 2003-04 sports year, he became the first owner in sports history to win championships in three different professional leagues. The Pistons returned to glory, winning the organization's third championship in franchise history, the Tampa Bay Lightning won their first Stanley Cup and the Shock won its first WNBA Championship.

With a franchise-record seven straight seasons of recording 50 or more wins, the Pistons have won 384 regular season games (.669 winning percentage), including a franchise-record 63 wins in 2005-06. The club has compiled 73 playoff wins in that same span and made six consecutive trips to the Eastern Conference Finals for the first time in franchise history. Detroit has won six Central Division titles in the last seven seasons and nine overall since 1987-88. Only the San Antonio Spurs have won more division titles in the same 20-year span.

He continues to keep the team at the league's forefront with such amenities as a state-of-the-art practice facility, solely designed for the Pistons. Team members are able to use the facilities all summer long while working on personal off-season conditioning goals. It will be used for the team's training camp for the 13th straight year, alleviating the need to go off-site for the preseason.

Davidson's world champion Pistons were the first professional sports team to own their own plane, Roundball One. Roundball Two, a newer, larger, multimillion-dollar aircraft was purchased and refurbished in the summer of 1998 for the organization. Its 42 luxury seats and state-of-the-art video system allows the Pistons to fly in true, first-class comfort.



Davidson became one of just a few multi-sport, major players in 1999, when he, along with Palace Sports and Entertainment partners David Hermelin and the late Robert Sosnick, purchased the Tampa Bay Lightning of the National Hockey League. Davidson's vision for duplicating the success of the Pistons and their home, The Palace of Auburn Hills, came to fruition during the 2003-04 season in Tampa, when the Lightning hoisted the Stanley Cup in front of a capacity crowd at the St. Pete Times Forum. Davidson sold the Lightning to a group led by Hollywood producer Olin Koules in a deal finalized in July 2008.

The Shock joined the Washington Mystics as the first two expansion teams in the WNBA in 1998 and the team was an immediate success in the upstart league, finishing with a 17-13 record in the Eastern Conference in their inaugural season. Recording a league-best 24-10 record in 2007, the Shock missed a bid to win back-to-back WNBA Championships, losing to Phoenix in Game 5 of The Finals in front of a league record 22,076 fans at The Palace. The 2006 Shock won its second WNBA Championship in a 3-2 series victory over the Sacramento Monarchs. The 2003 season was a banner year for the Shock as they recorded a league-best 25-9 record and were crowned WNBA Champions by defeating the Los Angeles Sparks 2-1 in the WNBA Finals. The Shock set a WNBA attendance record (22,076) in Game 3 of the WNBA Finals and was the first team since 1890 to go from the worst team in a professional sports league to the best team.

With the busiest amphitheater in the country in DTE Energy Music Theatre (purchased in 1990), Palace Sports and Entertainment now has the ability to bring the best in summer entertainment to its clientele. In 1988-89, the Pistons began play in The Palace, a state-of-the-art arena built with Davidson's financial support: a facility, which when combined with the Pistons, forms the foundation of his entertainment business. The company also added management of the Meadow Brook Music Festival in the summer of 1994, further developing the entertainment division of Palace Sports and Entertainment.

The Pistons have played in the postseason in 19 of the past 25 years, including 11 of the past 13 seasons. Davidson acquired the Detroit Pistons in 1974 from the late Fred Zollner, the man who founded the team in Fort Wayne, Indiana in the 1940s. Zollner later moved the franchise to Detroit before the 1957-58 season.

Interested in a wide variety of sports, Davidson is one of the most knowledgeable heads of a NBA franchise. He can usually be found sitting courtside at all Pistons home games, and has studied many players and coaches in the league and is able to make some very astute observations.

Davidson's athletic history dates back many years and has continued alongside his business career. He was a high school and college trackman and played football in the Navy during World War II. Davidson was an inaugural inductee into the Jewish Sports Hall of Fame.

The Pistons' majority owner likes success and has known it in his business interests. That's why now, the success of the Detroit Pistons comes as no surprise to those who are aware of Davidson's ability to manage people. His secret is simple: Hire competent managers and place the responsibility on them.

Educated in Business Law, Davidson received a Bachelor's Degree in Business Administration from the University of Michigan and earned a Juris Doctor's Degree from Wayne State University.

After three years, Davidson gave up his law practice to take over a wholesale drug company. He rescued it from bankruptcy and turned it around in three years. After this success, he did the same with a surgical supply company. The next step was to take the Guardian Glass Company, the family business, pay off all debts and head it into the profitable direction the company now enjoys. Today, Guardian Industries remains the flagship of his corporate interests. Its world headquarters are located on the same property as The Palace and the Pistons practice facility in Auburn Hills, Michigan.

Davidson's previous track record has paved the way for the Pistons, The Palace and DTE Energy Music Theatre. His formula for success, which turned the Pistons around and made The Palace one of the top arenas in the world, carries over into the DTE Energy Music Theatre, now considered one of the top amphitheatres in the country.

Davidson's management talents are continually on display in NBA circles, where he served as Chairman of the Board of Governors and has been active on several committees, including the one that selected former NBA Commissioner Lawrence O'Brien in 1975.

Davidson's involvement in the Detroit community is well documented. In 1997 he was honored for his lifelong philanthropic efforts, locally, nationally and internationally, by the Council of Michigan Foundations. The same year, he was listed in a New York Times article as one of America's most generous donors. Davidson was also one of the "founding fathers" who originated the Pistons/Palace Foundation, a charitable vehicle that has donated more than \$20 million dollars in cash and merchandise since 1989. In January, 1995 the foundation worked in conjunction with the City of Detroit's Parks and Recreation Department to establish the Partnership to Adopt and Renovate Parks for Kids (PARK) Program. The program provides for restoration of Detroit parks, basketball courts, baseball diamonds, running tracks and playground equipment.

In 1992, he donated \$30 million to his alma mater, the University of Michigan's School of Business Administration. The grant to establish the William Davidson Institute will provide assistance in a special program to help develop market economies throughout the world. He has also endowed the William Davidson Graduate School of Jewish Education at the Jewish Theological Seminary of America in New York with a \$15 million gift, and the American Technion Society to establish the world's first educational institution entirely dedicated to the international management of technology-based companies at the Technion-Israel Institute of Technology. In 1999, the Davidson Institute of Science Education was established at the Weizmann Institute of Science in Rehovot, Israel. His \$20 million gift was the largest private donation ever given to the Institute that is a leading international science research center and graduate school.

Locally Davidson has donated a renewable \$2 million gift to the Detroit Symphony Orchestra that enables the organization to make long-term touring plans both in the U.S. and internationally and pledged to fight cancer with a gift of \$1 million to support collaborative research, prevention and early detection programs in breast and pediatric cancers at the Karmanos Cancer Institute and Children's Research Center of Michigan.

The Detroit Pistons ownership group includes Legal Counsel Oscar Feldman, and Advisory Board Members Warren Coville, Bud Gerson, Dorothy Gerson, Ann Newman and William Wetsman.

Davidson and his wife, Karen, currently reside in Bloomfield Hills. He has two grown children, Ethan and Marla.





# Tom WILSON

PRESIDENT AND CHIEF EXECUTIVE OFFICER,  
PALACE SPORTS & ENTERTAINMENT

PRESIDENT AND CHIEF EXECUTIVE OFFICER, PISTONS

Tom Wilson enters his 17th season as president of the Detroit Pistons and 20th as president of Palace Sports and Entertainment, Inc. During his 31-year tenure as the team's top business executive, the Pistons have won three NBA Championships (1989, 1990, 2004) and evolved into one of the best-marketed and most highly-valued teams in professional sports.

Palace Sports & Entertainment has enjoyed unprecedented success over the past six years, becoming the first sports franchise to win three major titles (NBA Championship, Stanley Cup and WNBA Championship) during the 2003-04 sports year. The Detroit Shock won its second WNBA crown in 2006 and, in February 2005, *ESPN The Magazine* named the Detroit Pistons as the number one franchise in professional sports according to its annual survey. This past season the Pistons made their sixth consecutive trip to the Eastern Conference Finals for the first time in franchise history and won their sixth Central Division crown in seven years.

Elevating Wilson to the presidency in 1992, Managing Partner William Davidson stressed the importance of building a structure within the organization that will have a long-term effect.

## TOM WILSON • LEADERSHIP

Since joining the Pistons in 1977, Wilson has handled all business aspects of not only the Detroit Pistons, but also of Palace Sports and Entertainment, which includes The Palace of Auburn Hills, DTE Energy Music Theatre, Meadow Brook Music Festival and the Detroit Shock. He was named Employee of the Year for 1990 by Guardian Industries, the Pistons' and The Palace's parent company. The award marked the first time Guardian Industries gave the honor to an employee outside of its direct glass manufacturing and fabrication divisions.

The Palace of Auburn Hills, which celebrates its 20th season in 2008-09, was designed largely around Wilson's input and he was responsible for staffing and developing organizational philosophies for the arena. Wilson's ability to create a family atmosphere among his staff and guests has produced entertainment at its best. Enhancing the Palace experience, The Windsor Casino Club was introduced in October 2001 and the Caesars Windsor Suite Level opened in September 2002 offering fans additional entertainment opportunities before and after every Palace event. The popular KeyBank Club and Vito Anthony Suites were added on the event level of the building in 2005. These new areas allow guests to experience unique views and exciting entertainment possibilities at each Palace event. Further expansion in 2006 yielded the sparkling new Comcast Pavilion and concourse. The concourse level boasts several food and beverage options including Detroit staples Big Boy, Buffalo Wild Wings, Sanders Ice Cream and the popular Red Bull Bar. Fans can further enjoy their experience by visiting the upscale Ameriprise Club located on the top level of the Atrium.

Under his direction, The Palace has earned Arena of the Year awards nine times by *Performance* magazine, beginning with New Venue of the Year in 1988. The Palace was also named Arena of the Year by *Pollstar* after receiving that publication's Best New Concert Venue honors for 1988. Wilson's direction was instrumental in the acquisition and renovation of DTE Energy Music Theatre as well, and he remains actively involved in the operational phase and the ongoing improvement of the facility.

DTE Energy Music Theatre has been named the nation's busiest, top-grossing or highest attended outdoor venue by *Amusement Business* in each of its 17 summers under Wilson's guidance. It was named Best Outdoor Concert Venue in *Pollstar's* 2000 Readers' Poll and has also been nominated Amphitheatre of the Year during each summer of PS & E ownership. In 1994 Palace Sports and

Entertainment assumed management of Meadow Brook Music Festival on the grounds of Oakland University in Rochester, Michigan.

As executive administrator of Palace Sports and Entertainment, Wilson is ultimately responsible for the day-to-day operations of its sales, advertising, marketing and broadcasting departments.



Under Wilson's guidance, the Detroit Shock of the Women's National Basketball Association was added to Palace Sports and Entertainment in the summer of 1998. Recording a league-best 24-10 record in 2007, the Shock missed a bid to win back-to-back WNBA Championships, losing to Phoenix in Game 5 of The Finals in front of a league record 22,076 fans at The Palace. Detroit won its second WNBA Championship in 2006,

following a 3-2 series victory over the Sacramento Monarchs. The 2003 season was a banner year for the Shock as they recorded a league-best 25-9 record and were crowned WNBA Champions by defeating the Los Angeles Sparks 2-1 in the WNBA Finals. The Shock set a WNBA attendance record (22,076) in Game 3 of the WNBA Finals and was the first team since 1890 to go from the worst team in a professional sports league to the best team.

A native Detroiter, Wilson joined the Pistons in 1977 as Sales Director and was promoted to Chief Executive Officer shortly thereafter. He graduated from Cass Technical High School and received a Bachelor's of business administration from Wayne State University. Upon graduation, Wilson worked for the Los Angeles Lakers, the Los Angeles Kings, and the Forum.

Wilson serves on the William Beaumont Hospital Board of Trustees and was named the 1994 Executive of the Year by the Oakland Executives Association. He was instrumental in the development and implementation of the Pistons/Palace Foundation that has provided more than \$40 million in grants and donations to deserving organizations and individuals throughout the state since its inception.

In 2002, he was presented with the prestigious Ernst & Young Master Entrepreneur Award for the State of Michigan and in 2003 he received the Gerald R. Ford Sportsperson of the Year award from the Michigan Sports Hall of Fame for his contributions to the community.

Wilson and his wife, Linda, reside in Oakland Township with daughter, Brooke, and son Kevin.





## Joe DUMARS

### PRESIDENT OF BASKETBALL OPERATIONS

Since being named as president of basketball operations on June 6, 2000, Joe Dumars has transformed the organization from a team that won 32 games in 2000-01 to a team that has compiled a record of 384-190 (.669) over the last seven years. In 2007-08, the club won 50-plus games for a franchise record seventh consecutive season and won its sixth Central Division title in seven years. In 2005-06, Detroit recorded its best regular-season record in franchise history (64-18). In 2004-05, the club won its second consecutive Eastern Conference Championship and reached the NBA Finals in consecutive seasons for the first time since 1989 and 1990. Over the last seven years, the club has won an NBA Championship (2004), compiled 73 playoff wins and made six consecutive trips to the Eastern Conference Finals, the most since the Los Angeles Lakers went to six straight from 1984 to 1989.

Bold personnel decisions and an unwillingness to settle for mediocrity have become trademarks of Dumars' leadership over the last eight years, and, as the Pistons look to return to the NBA Finals for the third time in six years, the 2003 *Sporting News* NBA Executive of the Year continues striving to keep the organization among the NBA's elite.

Known as one of the great competitors in the NBA throughout his 14-year playing career, "Joe D" – as he commonly referred to around the Detroit area – is entering his ninth full season as president of basketball operations in 2008-09 and his 24th overall in the NBA. The 45-year-old Louisiana native was promoted to his current position after serving as the club's vice president of player personnel during the 1999-00 season.

## JOE DUMARS • LEADERSHIP

Dumars' keen eye for talent has paved the way for Detroit's resurgence. His personnel moves have landed Detroit 2004 NBA Finals MVP Chauncey Billups as well as NBA All-Stars Richard Hamilton, Rasheed Wallace and Antonio McDyess. In addition, Dumars has drafted key talent equally important to Detroit's current and future success. Tayshaun Prince (No. 23 pick in 2002), Jason Maxiell (No. 26 pick in 2005), Amir Johnson (No. 56 pick in 2005), Rodney Stuckey (No. 15 pick in 2007) and Arron Afflalo (No. 27 pick in 2007) all play important roles in the future success of the franchise.

While the success and honors the club has enjoyed over the last seven seasons has been well documented, Dumars continues to stress the importance of continued improvement. That is why the 2008 offseason was as busy and equally important as the last. Dumars brought back a familiar face when he named Michael Curry as the 26th head coach in franchise history, a move made with intentions of refocusing the team on its core values of hard work, focus and attention to detail. He signed former No. 1 pick Kwame Brown to help solidify the frontcourt and added athletic point guard Will Bynum to add depth at the guard position. The club also selected three players, Walter Sharpe (Alabama-Birmingham), Trent Plaisted (BYU) and Deron Washington (Virginia Tech) with the 32nd, 46th and 59th pick, respectively, in the 2008 NBA Draft.

Dumars' Detroit beginning coincided with one of the most successful eras in Pistons basketball history. Following a 46-36 rookie campaign in 1985-86, Dumars' teams won 50-plus games each of the next five seasons and two NBA Championships (1989, 1990). He won the first of many NBA honors following the team's 63-19 record in 1988-89, being named to the NBA's All-Defensive First Team. The six-time NBA All-Star was named Most Valuable Player of the 1989 NBA Finals, following the club's successful back-to-back defense of the NBA Championship. Dumars was named first team NBA All-Rookie in 1985-86 and first team NBA All-Defense four times (1988-89, 1989-90, 1991-92 and 1992-93). He was named All-NBA Third Team for 1989-90 and 1990-91 and All-NBA Second Team in 1992-93 when he averaged a career-best 23.5 points per game.

Dumars retired from the game as a player following the 1998-99 NBA season and moved to the front office with a goal of helping return the

team to the place that he and his "Bad Boys" teammates knew so well; the NBA Finals. He played in The NBA Finals three times, winning championship rings in 1989 and 1990. His basketball acumen and insights into the game and its players will undoubtedly be beneficial to the organization as it continues to pursue its goals. Dumars, who became the seventh Pistons player to have their jersey retired, also had the NBA Sportsmanship Award named after him on the same evening. The NBA Sportsmanship Award winner, which recognizes the NBA player who best represents the ideals of sportsmanship on the court, is presented with the Joe Dumars Trophy each year. Dumars was named the inaugural recipient of the NBA Sportsmanship Award in November 1996. Dumars' play-



ing career was recognized with the highest of all honors when he was officially enshrined into the Naismith Memorial Basketball Hall of Fame in September 2006.

Drafted out of McNeese State with the 18th selection in the first round of the 1985 NBA Draft, Dumars went on to play 1,018 regular season games for Detroit in 14 seasons, making him the most tenured player in franchise history. He retired as the team's all-time leading three-point shooter with 990 made and its second all-time leading scorer with 16,401 points. The 6-foot-3 shooting guard also ranks second on Detroit's all-time list for assists (4,612), second in steals (902), third in field goals made (5,994), third in field goals attempted (13,026), third in free throws made (3,423) and third in free throws attempted (4,059).

In addition to his role with the Pistons, Dumars maintains a partnership in Joe Dumars Fieldhouse, an indoor multi-sports and entertainment complex located in Shelby Township. A second Joe Dumars Fieldhouse was opened in 2004 in Detroit, Michigan. Dumars was appointed to the executive committee of the United States Tennis Association in January 1999 and was most recently inducted into the Michigan Sports Hall of Fame and Louisiana Sports Hall of Fame in 2003. He fulfilled a life-long goal this past spring when he completed and received his bachelor's degree in business management from McNeese State.

Born on May 24, 1963, in Shreveport, Louisiana, Joe and his wife, Debbie, reside in Detroit with their two children, Jordan (17) and Aren (15).

LEADERSHIP  
PLAYERS  
07-08  
REVIEW  
RECORDS  
HISTORY  
NBA  
OVERTIME



# Scott PERRY

VICE PRESIDENT, BASKETBALL OPERATIONS



Scott Perry re-joined as the Pistons as Vice President of Basketball Operations in May 2008 after serving one year as Assistant General Manager for the Seattle SuperSonics (2007-08). He is responsible for directing day-to-day operations of the basketball operations department, handling player personnel issues and assisting in roster development.

Perry's first stint with Detroit saw him promoted to director of player personnel in June of 2002 after joining the club as a college scout during the summer of 2000.

Prior to joining the Pistons, Perry spent three seasons as a head coach at Eastern Kentucky in the Ohio Valley Conference and nine seasons as an assistant coach with Michigan, Cal-Berkeley and Detroit Mercy. In addition to helping Michigan land the nation's top ranked recruiting classes in 1994 and 1995, Perry played a significant role in recruiting NBA players Robert Traylor and Maurice Taylor. He also coached Dallas Mavericks guard Jason Kidd and former NBA forward Lamond Murray at California and former NBA guard Jalen Rose and Dallas Mavericks forward Juwan Howard at Michigan.

Graduating from Wayne State in 1986 with a Bachelor's degree in marketing, Perry was a captain and all-conference basketball player his senior year. Recruited to play at Oregon by Indiana Pacers coach Jim O'Brien and NBA executive Stu Jackson, he spent his freshman year with the Ducks prior to transferring. Chairman of the St. Cecilia's Athletic Board and organizer of the Ceciliaville Golf Outing for the past six years, Perry resides in West Bloomfield with his wife, Kim, and daughter Chelsea (14). Perry's father, Lowell, was the first black assistant coach in the NFL, hired by the Pittsburgh Steelers in 1957.

# Alan OSTFIELD

CHIEF OPERATING OFFICER &amp; ASSISTANT GENERAL MANAGER



Alan Ostfield is entering his seventh season as Chief Operating Officer and Assistant General Manager after joining Palace Sports & Entertainment and the Detroit Pistons as Senior Vice President of Business & Legal Affairs in January 2000. In his current position, Ostfield oversees every facet of Palace Sports & Entertainment's and the Detroit Pistons' business operations, structures and negotiates significant business relationships, evaluates new business opportunities and leads the strategic planning efforts. In addition Ostfield serves as Assistant General Manager of the Detroit Pistons, managing the NBA's salary cap and participating in player negotiations and transactions.


Prior to joining Palace Sports & Entertainment and the Detroit Pistons, Ostfield was Senior Vice President & General Counsel of the San Diego Padres Baseball Club, where he was involved in the club's business, legal and baseball activities. Ostfield began his sports career as an attorney with Wilmer, Cutler & Pickering in Washington D.C., specializing in sports, corporate and bankruptcy law and worked with a client list that included the Dallas Cowboys. He has also combined his experiences in professional sports with higher education, including developing and teaching "Managing a Professional Sports Franchise" in the University of Michigan's Sport Management Masters Program, teaching "Sports and the Law" at the University of San Diego School of Law and writing articles for various publications and speaking at various universities regarding the business and legal issues in professional sports.

Ostfield's achievements were recognized nationally in 2000, 2001 and 2002 when he was included in Street & Smith's SportsBusiness Journal's annual "Forty Under 40" list recognizing the 40 most influential sports executives under the age of 40. Street & Smith inducted Ostfield into its "Forty Under 40" Hall of Fame in 2002.

Actively involved in community and educational activities, Ostfield is currently a member of the Sport Management Advisory Board at the University of Michigan and the Board of Advisors for the National Sports Law Institute. He is an active member of the Pistons Read To Achieve program and is a contributor to Palace Sports & Entertainment's Speakers Bureau. Ostfield's past community activities have included serving on the Board of Directors of the Michigan Sports Hall of Fame and the Make-A-Wish Foundation of San Diego.

Ostfield earned a Bachelor's Degree in Economics from the University of Pennsylvania prior to attending Boston University, where he received his Juris Doctor (Magna Cum Laude) from its School of Law and a Master of Business Administration degree from its Graduate School of Management. He and his wife, Jennifer, reside in Beverly Hills with their two children, Benjamin and Hannah.





## Michael CURRY

HEAD COACH

When Joe Dumars hired Michael Curry as the 26th head coach in franchise history on June 10, 2008, he knew that he was hiring a coach that understands the culture Detroit Basketball. It is rare that a player on a 10-day contract makes an impression with veteran teammates, but in 1995, Curry made an immediate impression on Dumars.

“Most players who come in on a 10-day just want to survive,” recalls Dumars. “Michael was different – he came in talking and had opinions and I thought ‘Ok, this guy’s got some leadership skills. He’ll be out of here in 10 days, but he’s got some leadership skills.’”

He stuck around a lot longer than Dumars and most people expected – 11 NBA seasons as a player, four years as NBA Players Association President, a two-year appointment as an NBA executive, an assistant coach for the Pistons and now – head coach.

Curry’s leadership, toughness and tireless work ethic has earned him this opportunity, but it is his understanding of the organization and its expectations as well as his competitive drive that gives Dumars comfort in his ability to return this team to its roots – a team that goes to work and plays with passion – every night.

## MICHAEL CURRY • LEADERSHIP

Curry, 40, has spent 14 years in the NBA as a player, assistant coach and NBA administrator. Six of those 14 years were spent as a member of the Pistons’ organization. He was an assistant coach for the Pistons last year after serving as NBA Development League’s Vice President of Player Development (2005-06) and NBA Vice President of Basketball Operations (2006-07).

He played in the NBA for 11 seasons, including two stints with Detroit (1995-97 and 1999-2003), where he was widely respected for his leadership and knowledge of the game. In all, he compiled career averages of 4.5 points, 1.6 rebounds and 1.2 assists in 667 NBA games with Philadelphia, Washington, Detroit, Milwaukee, Toronto and Indiana and appeared in 36 career playoff games. Curry played a major role in Detroit’s turnaround during the 2001-02 and 2002-03 seasons under Rick Carlisle. The Pistons won the Central Division both years with 50-32 records, advanced to the second round of the NBA Playoffs in 2001-02 and the Eastern Conference Finals in 2002-03.

Curry’s leadership qualities were on display during the NBA lockout of 1999. Despite not being an officer in the NBA Players’ Association, he proved instrumental in helping ratify a new collective bargaining agreement between the NBA

and its players. His focus and ability to unify the players during that crucial time translated further into a two-year executive vice president role within the union and ultimately a four-year reign as the union’s president. During those six years leading the NBA Players’ Association, player salaries climbed to record levels across the board.



Following four years at Georgia Southern and prior to joining the NBA ranks, he played in Germany, Belgium, France, Italy and Spain, as well as in the United States Basketball League (1992), Global Basketball League and in the Continental Basketball Association (1992-93 and 1995-96). While playing for the Pistons

during the 2000-01 season, Curry completed a Master’s degree in sports management from Virginia Commonwealth University which was presented in May 2001.

The Augusta, GA native, who worked on the grounds crew at The Masters golf tournament while in high school, resides in Oakland County with his wife, Katrina and their four children, Xavier (a senior at Michigan State and member of the football team), Ashley (a senior at the University of Georgia), Michael Jr. and Crysten.







**Dave COWENS**  
ASSISTANT COACH

Hall of Famer and one of the NBA's 50 Greatest Players of All-Time, Dave Cowens enters his third season with the Detroit Pistons as an assistant coach. Prior to joining the Pistons he served as head coach and general manager for the expansion Chicago Sky in the WNBA in 2006.

Cowens brings with him nine years of coaching experience to the Pistons, including six years as an NBA head coach. He served as a player/coach for the 1978-79 Boston Celtics and re-joined the NBA coaching ranks in 1997 with the Charlotte Hornets. Cowens led Charlotte to their only back-to-back 50-win seasons in his first two seasons and posted a 109-70 (.609) record with the Hornets from 1997-99. He was named head coach of the Golden State Warriors in 2001, amassing a 25-80 record in two seasons. Overall, he's posted a 161-191 (.457) coaching record.

Originally selected by the Boston Celtics in the first round of the 1970 NBA Draft (fourth overall), Cowens enjoyed a prolific 11-year NBA playing career, including 10 seasons with Boston. The 6-9 center, who earned a reputation as a blue-collar player who outworked his opponents with hustle and desire, became the 14th player in Celtics franchise history to have his jersey (#18) retired on February 8, 1981. He earned NBA Co-Rookie of the Year honors in 1970-71 (along with Portland's Geoff Petrie) and the league's Most Valuable Player award in 1972-73, when he averaged career-high figures in both scoring (20.5) and rebounding (16.2)

Cowens averaged a double-double (points/rebounds) in each of his first eight NBA seasons, including his rookie campaign in 1970-71 (17.0 points and 15.0 rebounds). He was a member of two NBA Championship teams with the Celtics (1974, 1976), earned All-NBA Second Team honors three times (1973, 1975, 1976), NBA All-Defensive First Team honors once (1976), NBA All-Defensive Second Team honors twice (1975, 1980) and ranked among the league's top 10 leaders in rebounding seven times. Furthermore, he was a member of the Eastern Conference All-Star team on six occasions, highlighted by the 1973 classic in Chicago, when he earned MVP honors (15 points/13 rebounds). He collected 20 rebounds in his first-ever All-Star Game appearance in 1972.

A Kentucky native, Cowens attended Florida State University, where he still holds the single-game record for rebounds in a game (31). He and his wife, Deby, have two daughters, Meghan and Samantha.

Cowens averaged a double-double (points/rebounds) in each of his first eight NBA seasons, including his rookie campaign in 1970-71 (17.0 points and 15.0 rebounds). He was a member of two NBA Championship teams with the Celtics (1974, 1976), earned All-NBA Second Team honors three times (1973, 1975, 1976), NBA All-Defensive First Team honors once (1976), NBA All-Defensive Second Team honors twice (1975, 1980) and ranked among the league's top 10 leaders in rebounding seven times. Furthermore, he was a member of the Eastern Conference All-Star team on six occasions, highlighted by the 1973 classic in Chicago, when he earned MVP honors (15 points/13 rebounds). He collected 20 rebounds in his first-ever All-Star Game appearance in 1972.



**Darrell WALKER**  
ASSISTANT COACH

Darrell Walker joins the Pistons as an assistant coach in 2008-09, bringing with him the experience of two seasons as an NBA head coach and 10 seasons as a NBA player. He most recently served as an assistant coach for the New Orleans Hornets since 2004 under last season's NBA Coach of the Year Byron Scott.

Walker began his coaching career when he served as an assistant in Toronto during the Raptors' 1995-96 inaugural season. He was promoted to head coach the day after the end of the regular season and led the Raptors to a 30-52 mark in 1996-97. Walker resigned as head coach of the team on Feb. 13, 1998 with an overall record of 41-90 (.313).

In the 1999-00 season, Walker pulled a rare hat trick when he served as head coach of three different franchises. He began the season on the sidelines with the Rockford Lightning of the Continental Basketball Association before being named interim head coach of the Washington Wizards on January 29. He guided the Wizards to a 15-23 record after taking over and was named the team's director of player personnel in May. On July 14, Walker stepped in once again as an interim head coach, this time with the WNBA's Washington Mystics, who finished the season with a 5-7 record and qualified for the WNBA Playoffs for the first time. He remained in Washington as director of player personnel for the Wizards in 2000-01, was head scout and special assistant in 2001-02 and a scout during the 2002-03 and 2003-04 seasons before joining the Hornets.

Walker's 10-year playing career began when he was drafted out of Arkansas by the New York Knicks in the first round (12th overall) of the 1983 NBA Draft. He averaged 7.9 points and 3.5 assists as a rookie and 13.5 points, 5.0 assists, 3.4 rebounds and 2.04 steals in his second season. After stops with Denver and Washington, Walker was traded to Detroit where he played for a season-and-a-half, averaging 4.8 points and 2.6 assists in 83 games. He was released by Detroit midway through the 1992-93 season and ended his career with the Chicago Bulls, helping the Bulls win the 1993 NBA Championship. In 720 career NBA games, Walker averaged 8.9 points, 4.6 assists, 4.4 rebounds and 1.51 steals per game.

Walker and his wife, Lisa, have four sons, Darrell, Jerrell, Jarrett and Jarren. He also has one daughter, Felicia. He was inducted into the Arkansas Hall of Honor on August 30, 2008.



**Pat SULLIVAN**  
ASSISTANT COACH

Pat Sullivan returns to Detroit for his second stint as an assistant coach with the Pistons after serving as an assistant coach for the New Jersey Nets for the last three seasons. He was promoted to the bench with the Pistons under Larry Brown in 2005-06 after serving as assistant coach/video coordinator during the club's 2003-04 NBA Championship season. Sullivan served as a coach for the Pistons summer league team that competed at the Vegas Summer League last July.

The Bogota, New Jersey native brings over 15 years of basketball experience with him as either a player or a coach. As a player at North Carolina, Sullivan played in three NCAA Final Fours (1991, 1993 and 1995) and coached in three as an assistant coach at UNC (1997, 1998 and 2000). Following his stint at UNC, Sullivan moved to North Carolina-Wilmington, where he was an assistant coach from 2001-03. Sullivan played at North Carolina with current Piston Rasheed Wallace as well as former Pistons' players Jerry Stackhouse and Hubert Davis.

Sullivan graduated from North Carolina in 1995 with a Bachelor's Degree in communications. A die-hard fan of the New York Yankees, Sullivan currently resides in Oakland County.



**Harold ELLIS**  
ASSISTANT COACH

Former NBA and Morehouse College guard Harold Ellis begins his first season as an assistant coach with the Detroit Pistons. He spent the last six seasons as a minor league coordinator/scout with the Atlanta Hawks. Prior to his time with Atlanta, Ellis served as an assistant coach in 2001-02 on the inaugural staff of the NBA Development League's Roanoke Dazzle. In 2006, Ellis coached the Rome (GA) Gladiators of the World Basketball Association (WBA) to their second consecutive league title. He earned coach of the year honors in the process for the second straight time and led the club to a 42-6 mark during that span. He was also the team's general manager and was named by ProBasketballNews.com as the second-best coaching talent in the minors. Additionally, Ellis has spent time coaching with Rockford (CBA) and Las Vegas (IBL).

A former pro player in four leagues (the NBA, Continental Basketball Association, U.S. Basketball League and Greece), he is a 1992 graduate of Morehouse College. Ellis averaged 5.8 points in three NBA seasons with the L.A. Clippers (1993-94 and '94-95), where he was a teammate of Hall-of-Famer Dominique Wilkins, and Denver Nuggets.

An outstanding NCAA Division II player who led the Maroon Tigers in scoring in each of his four seasons (1988-92), Ellis became only the fifth player from a historically black college or university (HBCU) to have his uniform number retired (#30). Morehouse had a 90-30 record during his four years as a player there.

Ellis, the son of educators, has a Master's degree in sports management and administration from the U.S. Sports Academy in Daphne, AL and is pursuing a Ph.D. in sports psychology at the San Diego University for Integrative Studies. He recently served as Director of College Counselors at the adidas Basketball Experience in 2007 and has participated in the NBA's Basketball Without Borders Africa tour for the last four summers.





**George DAVID**  
DIRECTOR OF PLAYER PERSONNEL

George David was promoted to his current position as the club's director of player personnel in 2007 after serving as director of scouting, a position he was appointed to in August of 2002. David will direct the club's scouting department, develop the club's summer league roster and assist Vice President of Basketball Operations Scott Perry in all facets of draft preparation. He assisted President of Basketball Operations Joe Dumars and the basketball staff with its selection of 2002 draft pick Tayshaun Prince, 2005 draft picks Jason Maxiell and Amir Johnson, 2007 selections Rodney Stuckey and Arron Afflalo as well as 2008 selections Walter Sharpe, Trent Plaisted and Deron Washington.

Hired as video coordinator by former head coach Doug Collins during the 1996-97 season, the Detroit native begins his 12th year with the team. David served as a student assistant for Bob Knight at Indiana University from 1992-1996.

David graduated from Indiana in 1996 with a Bachelor's Degree in criminal justice. A die-hard fan of each local Detroit sports teams, David grew up locally in Farmington, MI, and currently resides in West Bloomfield.




**Tony RONZONE**  
DIRECTOR OF BASKETBALL OPERATIONS

Tony Ronzone enters his fourth season as Director of Basketball Operations and eighth with the Detroit Pistons. Ronzone directs all of Detroit's international scouting activities and assists with college scouting and evaluating NBA personnel. His efforts landed the Pistons Serbian centers Zeljko Rebraca and Darko Milicic, Turkish import Memhet Okur and Argentina shooting guard Carlos Delfino.

A member of the Olympic committee of F.I.B.A., the governing body of international basketball, Ronzone joined the Pistons after serving as a scout for the Dallas Mavericks from 1998-00. His coaching career began in New Zealand where he was the youngest coach in their history. Returning to the U.S. to become an assistant coach under Bill Freider at Arizona State in 1990, he recruited Mario Bennett who was a first round draft pick of the Phoenix Suns. He then went on to become head coach of the Saudi Arabian National Team in 1992 as well as serving a five-year stint in United Arab Emirates. Ronzone served as assistant coach for the Chinese youth national team that competed in the World Championships in Portugal in 1998. He was appointed to coach the Chinese National Team in the East Asian Games in Japan where he coached Yao Ming and Wang Zhi Zhi to a gold medal in 2001 and became the first American to coach for the Chinese.

Ronzone played as a collegiate at University of Nevada where he participated in two NCAA tournaments and finished his college career at Long Beach State. He played basketball professionally overseas in New Zealand, Australia, Philippines. Ronzone is involved in USA Basketball, where he served as Director of International Player Personnel for the gold medal winning men's basketball team at the 2008 Olympics in Beijing, China. He is also active in the NBA's Basketball Without Borders Program.



**Doug ASH**  
DIRECTOR, SCOUTING

Doug Ash was recently promoted to his current position of Director of Scouting after serving as the team's West Coast Scout the past four years. He will be involved in scouting college, NBA Development League, and NBA personnel.

Ash is a former college assistant coach with thirty years experience. He coached at Indiana University, the University of Oklahoma, Southern Methodist University, the University of New Mexico, and Baylor University.

A 1971 graduate of Hanover College, he received his Master's degree from Indiana University in 1974. He and his wife, Janis, reside in Oakland Township. They have one son, Michael (33).



**Bill POPE**  
ASSISTANT COACH / ADVANCE SCOUT

Bill Pope is entering his fourth season as assistant coach/advance scout with the Pistons. In his current position, Pope assists the coaching staff during training camp and the playoffs and serves as advance scout. Pope joined the Pistons as an assistant coach/video coordinator in 2004.

Pope spent the 2003-04 season as an assistant coach at Youngstown State after serving six years as head basketball coach at NCAA Division II Lincoln University. He was responsible for a dramatic turnaround at Lincoln as the school's head coach. He led the Blue Tigers to three consecutive winning seasons, a feat that had not been accomplished in 30 years. During his tenure the school had nine all-conference selections, two all-region performers, an All-American, a conference newcomer of the year and a conference player of the year in Kenny Dye in 2001-02. His 2000-01 squad shared the Heartland Conference Championship, posting 20-7 overall record and a 9-3 record in conference play. Pope was named Heartland Conference Coach of the Year following that season and the school was named NCAA Division II's Most Improved Team.

Pope graduated from Kansas in 1988 with a Bachelor's Degree in education, where he also served as a manager for the Jayhawks basketball team and head coach Larry Brown for five seasons. He joined Brown's staff with the San Antonio Spurs in 1989. Pope and his wife, Lesa, have two children, Ryan and Hallie.



**Ryan HOOVER**  
DIRECTOR, PLAYER DEVELOPMENT

Ryan Hoover enters his fourth season as director of player development with the Pistons after serving as a basketball operations assistant/scout in 2004-05. In his position, he will oversee the Pistons player development program and assist the basketball operations staff in a variety of areas.

A 2003 graduate of Oakland University, Hoover played four years on the Oakland basketball team prior to suffering a foot injury during his fifth year of eligibility. Hoover joined the Pistons as a basketball operations intern during in 2004.





**Mike ABDENOUR**  
ATHLETIC TRAINER

One of the NBA's most respected and tenured trainers, Mike Abdenour enters his 30th year with the Detroit Pistons and his 33rd year in the league this season. Abdenour's name has been virtually synonymous with the Pistons since he first started as the team's trainer in 1975. He worked in Detroit for 17 seasons before joining the Philadelphia 76ers in 1992. After a three-year stay in Philadelphia, Abdenour returned to the Pistons in 1995.


The 2007-08 season marked Abdenour's 13th in Detroit since his return. Aside from his duties as the team's head athletic trainer, Abdenour also handles travel matters for the Pistons.

Abdenour has a reputation as one of the league's most active and vocal trainers. He was always considered an integral part of coach Chuck Daly's staff on the Pistons' championship teams of 1989 and 1990, leaving Detroit after the 1991-92 season to take the job in Philadelphia.

Abdenour originally joined the Pistons staff in 1975 making the jump to the professional level from Wayne State University. He has been a member of the NBA's tight training fraternity since making that move.

A long standing certified member of the National Athletic Trainers' Association, as well as a Performance Enhancement Specialist with the National Academy Sports Medicine, Abdenour has handled a number of prestigious duties during his time in the NBA. Included on that list are serving as trainer for the 1979, 1994 and 2007 NBA All-Star games and the 1981 NBA All-Stars tour of mainland China. He served as secretary on the NBATA Executive Committee from 1987-89. He and his brother, Tom, made history of sorts in 1987, when they became the first brother training combination in professional sports as Tom was appointed trainer for the Golden State Warriors.

During the off-season Abdenour spends time with his wife, Janice, and his two sons Michael and Keith. Abdenour and his family reside in Grosse Pointe.



**Arnie KANDER**  
STRENGTH AND CONDITIONING COACH

Strength and conditioning coach Arnie Kander is entering his 17th season with the Detroit Pistons. Kander has been with the Pistons since the spring of 1992, when he became the team's first strength and conditioning coach. He works in conjunction with team trainer Mike Abdenour on the prevention, treatment and rehabilitation of injuries for the Pistons. Kander's duties also include the design and implementation of specific programs that are aimed at enhancing individual players' flexibility, strength and aerobic conditioning.

An innovator in the strength and conditioning field, Kander has designed and developed the team's training area in its practice facility to meet the physical conditioning and developmental needs of NBA players. In addition to working with the team throughout the course of the season, Kander conducts an optional summer training program for each of the Detroit players at the practice facility. The program has proven to be quite successful and Kander gets credit for both the quick development of Detroit's young players and the continued conditioning of the team's veterans.

A 1987 graduate in physical therapy from Wayne State University, Kander began his career as the sports coordinator at Crittenton Fitness Institute. He then moved on to Rochester Knee and Sports Therapy where he worked as a staff therapist. Kander began his association with the Pistons while working at Rochester Knee and Sports.

Kander's interest in strength and conditioning began during his career as a professional dancer with the Virginia Ballet Company from 1983-86. He has since submitted several research projects on isokinetic strength testing, jump training and developing a jump platform system. While working for the Pistons, Kander has consulted and developed conditioning programs for some of the Detroit area's finest professional and amateur athletes.

Kander and his wife, Denise, have two children; son Ian and daughter Lindsay. The family resides in Lake Orion, Michigan.

EXECUTIVE VICE PRESIDENTS



JOHN CISZEWSKI



DAN HAUSER



MARIO ETAMAD



MARILYN HAUSER



PETE SKORICH

PUBLIC RELATIONS



JOHN O'REILLY



MATT DOBEK  
Vice President of  
Public Relations



KEVIN GRIGG  
Director of  
Media Relations



CLETUS LEWIS  
Assistant Director,  
Media Relations



MICHELLE FIKANY  
Public Relations  
Assistant

BASKETBALL OPERATIONS



DR. RON BERRIS  
Team Dentist



DR. BEN PAOLUCCI  
Team Physician



DR. STEPHEN LEMOS  
Team Orthopedic Surgeon



DURAND WALKER  
Scout



RON OLIVER  
Video Coordinator



DAVE BOYER  
Assistant Strength and  
Conditioning Coach



NANCY EMERY  
Basketball Assistant



MISSY ERWIN  
Basketball Assistant



JERRY HENDON  
Team Security



JASON HERVEY  
Assistant Video  
Coordinator



DIANA NORGAARD  
Assistant to PS&E  
President



EDDIE RIVERO  
Basketball Information  
Specialist



BILL NYEHOLT  
Assistant Trainer



ANTHONY BOWEN  
Lockerroom Assistant



JOHN PAVITT  
Lockerroom Assistant



# LEADERSHIP • EXECUTIVE STAFF

## EXECUTIVE OFFICES



**TOM BENNETT**  
Vice President of  
Human Resources



**JON DIERKES**  
Vice President of  
Premium Seating



**DIANE FERRANTI**  
Vice President of  
Multimedia



**ELLEN GAHAGAN**  
Vice President of  
Marketing



**SUSAN GREENFIELD**  
Senior Vice President – Legal



**ROBERT JOHNSON**  
Vice President of Finance



**JOHN KAPRAL**  
Senior Director of  
Corporate Sales



**STU MAYER**  
Senior Vice President  
of Events



**RON MELNYK**  
Senior Vice President of  
Corporate Marketing



**STEVE MORELAND**  
Director of Camps  
& Clinics



**CRAIG ROSENTHAL**  
Director of Event  
Sponsorships



**DENNIS SAMPIER**  
Director of Community  
Relations



**JIM SUMMERS**  
Vice President of  
Operations



**LARRY THOMPSON**  
Vice President  
Sponsorship Development



**BRUCE TROUT**  
Director of Box Office  
Operations



**CRAIG TURNBULL**  
Vice President of  
Brand Management



**DAVID WIEME**  
Director of Strategic  
Communications



# PLAYERS



**WE WORK AS ONE.**



2008-09 DETROIT PISTONS ROSTER

NO	PLAYER	POS	HEIGHT	WEIGHT	BIRTHDATE	COLLEGE/COUNTRY	YEARS PRO
6	Alex Acker	G	6-5	185	1/21/83	Pepperdine	1
28	Arron Afflalo	G	6-5	215	10/15/85	UCLA	1
1	Chauncey Billups	G	6-3	202	9/25/76	Colorado	11
38	Kwame Brown	C	6-11	270	3/10/82	Glynn Academy HS	7
12	Will Bynum	G	6-0	185	1/4/83	Georgia Tech	1
32	Richard Hamilton	G	6-7	193	2/14/78	Connecticut	9
5	Walter Herrmann	F	6-9	225	6/26/79	Argentina	2
25	Amir Johnson	F	6-9	210	5/1/87	Westchester HS	3
54	Jason Maxiell	F	6-7	260	2/18/83	Cincinnati	3
24	Antonio McDyess	F	6-9	245	9/7/74	Alabama	13
22	Tayshaun Prince	F	6-9	215	2/28/80	Kentucky	6
35	Cheikh Samb	C	7-1	245	10/22/84	Senegal	1
42	Walter Sharpe	F	6-9	245	7/16/86	Alabama-Birmingham	R
3	Rodney Stuckey	G	6-5	205	4/21/86	Eastern Washington	1
30	Rasheed Wallace	F/C	6-11	230	9/17/74	North Carolina	13

HEAD COACH:

Michael Curry Georgia Southern

ASSISTANT COACHES:

Darrell Walker Arkansas  
 Dave Cowens Florida State  
 Pat Sullivan North Carolina  
 Harold Ellis Morehouse College  
 Bill Pope Kansas

ATHLETIC TRAINER:

Mike Abdenour Wayne State

STRENGTH AND CONDITIONING COACH:

Arnie Kander Wayne State

HOW THE PISTONS WERE ASSEMBLED

FROM THE DRAFT:

2007 Rodney Stuckey (First round, #15 overall)  
 2007 Arron Afflalo (First round, #27 overall)  
 2005 Jason Maxiell (First round, #26 overall)  
 2005 Amir Johnson (Second round, #56 overall)  
 2005 Alex Acker (Second round, #60 overall)  
 2002 Tayshaun Prince (First round, #23 overall)

SIGNED AS FREE AGENT:

2008 Walter Herrmann (Re-signed on August 11, 2008)  
 2008 Kwame Brown (Signed on August 4, 2008)  
 2008 Will Bynum (Signed on July 30, 2008)  
 2004 Antonio McDyess (Signed on July 16, 2004)  
 2002 Chauncey Billups (Re-signed on July 11, 2007)

OBTAINED IN TRADE:

2008 Walter Sharpe (Draft rights[#32 overall]acquired with 46th overall pick from Seattle in exchange for D.J. White[#29 overall] in 2008 NBA Draft)  
 2006 Cheikh Samb (From L.A. Lakers on draft night, June 28, 2006, in exchange for forward Maurice Evans)  
 2004 Rasheed Wallace [From Atlanta on February 19, 2004 in exchange for Zeljko Rebraca (to Atlanta), Bob Sura (to Atlanta) Chucky Atkins (to Boston) and a second round draft choice (to Boston)]  
 2002 Richard Hamilton (From Washington on September 11, 2002 along with Hubert Davis in exchange for Jerry Stackhouse, Brian Cardinal and Ratko Varda)



Alex ACKER

GUARD • #6



HEIGHT/WEIGHT: 6-5 / 185

NBA EXPERIENCE: 1 Year

BIRTHDATE: 1/21/83

BIRTHPLACE: Compton, CA

HIGH SCHOOL: Cajon HS (San Bernadino, CA)  
 then Eisenhower HS (Rialto, CA)

COLLEGE: Pepperdine

DRAFTED: By Detroit, 60th overall in 2005



2007-08 (FC Barcelona): Averaged 6.7 points, 1.7 rebounds and 1.0 assists in 30 games.

**PRO CAREER: DRAFTED:** Selected by Detroit in the second round (60th overall) of the 2005 NBA Draft. Averaged 14.6 points, 5.6 rebounds and 2.4 assists with Olympiacos in 2006-07 Euroleague play. **Career Averages/Milestones:** In five career NBA games averaged of 1.8 points and 1.0 rebounds in 7.0 minutes per game. **Year-by-Year Key Notes:** **2005-06:** Averaged 1.8 points, 1.0 rebounds, 0.7 assists and 7.0 minutes in five games during his rookie campaign... Scored a season-high four points in a season-high 18 minutes at Milwaukee (4/17)... Played in 17 games (nine starts) for the Fayetteville Patriots in the NBA Development League and averaged 17.9 points, 4.8 rebounds and 4.8 assists in 35.5 minutes per game... Scored 20-plus points seven times for the Patriots, including a season-high 31 (12-23 FG, 3-5 3FG, 4-6 FT) vs. Albuquerque (4/1)... Recorded five-plus assists 12 times, including a season-high eight twice [vs. Tulsa (3/17) and vs. Austin (3/12)].

**COLLEGE CAREER:** Was an early entry candidate for the 2005 NBA Draft... Ended his college career as the 20th all-time leading scorer in Pepperdine history with 1,273 points... Also ranked seventh in career steals with 133... Had career averages of 14.5 points, 5.6 rebounds, 2.8 assists and 1.5 steals in 88 games... Sat out the 2001-02 season to fulfill NCAA academic requirements. **2004-05 (Junior):** Named All-West Coast Conference... Ranked second on the team in scoring (16.6 ppg, sixth in the WCC) and rebounds (6.5 rpg, eighth in the WCC)... Scored a season-high 31 points at San Diego... Posted 25 points and nine rebounds at Long Beach State... Contributed 17 points, nine rebounds and seven assists vs. Wisconsin... Tallied 19 points, five rebounds and five assists at UCLA... Dished out a career-high 10 assists vs. Troy... Led the team with 31 points and nine rebounds vs. San Diego in the second round of the West Coast Conference Tournament. **2003-04 (Sophomore):** Averaged 13.6 points, 5.3 rebounds and 3.8 assists in 29 games... Ranked fourth in the WCC in steals (1.8 spg)... Led the team in scoring five times and paced the squad in rebounding 11 times... Registered a career-high 32 points at UC Irvine... Recorded a 15-point, 11-rebound double-double vs. Fairfield... Tallied 10 points, 11 rebounds and eight assists vs. San Diego... Named to the All-Tournament team at the Rainbow Classic... Earned honorable mention All-WCC honors. **2002-03 (Redshirt Freshman):** Named WCC Freshman of the Year... Averaged 13.0 points, 5.0 rebounds and 3.3 assists in 31 games... Scored in double figures 22 times and led the team in scoring in five games... Scored a season-high 29 points, grabbed a career-high 12 rebounds and dished out eight assists vs. Arkansas-Little Rock... Tallied 22 points at St. Mary's... Recorded a double-double with 12 points and 11 rebounds vs. San Diego.

**PERSONAL:** Full name is Alex Maurice Acker... Son of Luther and Helen Acker of Compton, CA... Older brother, Chris, played college basketball at Chaminade... List art as a hobby and enjoys painting basketball players and landscapes.

NBA REGULAR SEASON RECORD

YEAR TEAM	G-GS	MIN	FGM-FGA	PCT	FG3-FG3A	PCT	FT-FTA	PCT	OFF-DEF-TOT	AST	PF-DQ	STL	TO	BS	PTS	AVG
05-06 Detroit	5-0	35	4-16	.250	1-5	.200	0-0	--	1-4-5	4	4-0	1	4	0	9	1.8
<b>TOTALS</b>	<b>5-0</b>	<b>35</b>	<b>4-16</b>	<b>.250</b>	<b>1-5</b>	<b>.200</b>	<b>0-0</b>	<b>--</b>	<b>1-4-5</b>	<b>4</b>	<b>4-0</b>	<b>1</b>	<b>4</b>	<b>0</b>	<b>9</b>	<b>1.8</b>



# Arron AFFLALO

#28 • GUARD



HEIGHT/WEIGHT: 6-5 / 215

NBA EXPERIENCE: 1 Year


BIRTHDATE: 10/15/85

BIRTHPLACE: Los Angeles, CA

HIGH SCHOOL: Centennial HS (Compton, CA)

COLLEGE: UCLA

DRAFTED: By Detroit, 27th overall in 2007




**2007-08:** Appeared in 75 games (nine starts), averaging 3.7 points, 1.8 rebounds and 0.7 assists in 12.9 minutes per game... In nine starts – Pistons 6-3 in those games – averaged 7.0 points, 2.7 rebounds, 1.0 assists and 21.1 minutes per game... Saw action in 12 playoff games and averaged 1.2 points, 0.4 rebounds and 0.5 assists in 7.0 minutes per game... Scored a career-playoff high four points twice – vs. Philadelphia (4/29) in the first round and at Orlando (5/7) in the second round... Was the first Pistons rookie since Grant Hill (1994-95) to start a season opener at Miami (11/1) – played in place of Richard Hamilton who missed the game tending to the birth of his son... Scored 10-plus points seven times and led the team in scoring twice... Recorded a career-high 15 points twice [at Miami (3/27) and at Cleveland (4/16)]... Grabbed a career-high eight rebounds and dished out a career-high four assists at Cleveland (4/16)... Played a career-high 34 minutes at Minnesota (4/1)... Played 20-plus minutes in 15 games – Pistons 13-2 in those games – averaging 7.7 points, 3.4 rebounds, 1.5 assists and 24.6 minutes per game... Averaged 4.1 points and shot 42.4% from the field in home games compared to 3.2 points and 39.2% shooting from the field in away games... Shot 50.0% or better from the field in 30 of his 75 games played... Tallied 5-plus rebounds five times (Pistons 5-0 in those games)... Had back-to-back double-digit scoring efforts at Miami (4/6) and vs. New York (4/8) where he scored 10 points in each game... Enjoyed his best offensive month of the season in April where he averaged 6.2 points per game... DNP-CD seven times.

**PRO CAREER:** **Drafted:** Selected after junior year by Detroit in first round (#27 overall) of 2007 NBA Draft. **Career Averages/Milestones:** In 75 career NBA games has averages of 3.7 points on .411 (99-241 FG) shooting with 1.8 rebounds and 0.7 assists in 12.9 minutes per game.

**COLLEGE CAREER: Honors:** Earned consensus First Team All-America honors, was a member of the Wooden All-America team and was named Pacific-10 Conference Player of the Year in 2006-07... Earned First Team All-Pac-10 honors his sophomore and junior seasons... Led UCLA to the National Championship Game as a sophomore and a return trip to the Final Four his junior season. **Year-By-Year Key Notes:** Ended his career ranked 17th all-time in UCLA history in scoring with 1,540 points... Ranks second all-time in three-point field goals made (209) and attempted (560). **2006-07 (Junior):** Ranked third in the Pac-10 in scoring (16.9 ppg) and three-point field goals per game (2.4), while averaging 2.8 rebounds and 1.9 assists per game... Scored 20-plus points

## ARRON AFFLALO • PLAYERS



12 times... Matched a career-high with 27 points and set a career-high with eight assists vs. Washington... Also posted 27 points and grabbed a season-high nine rebounds at West Virginia... Named to the EA Sports Maui Invitational All-Tournament Team after averaging 19.3 points in three games... Led the team with 22 points vs. Weber State in the first round of the NCAA Tournament... Sank all 10 free throw attempts on his way to 17 points vs. Pittsburgh in the Sweet Sixteen... Registered 24 points vs. Kansas in the Regional Finals... Tallied 17 points vs. Florida in the Final Four Semifinal game. **2005-06 (Sophomore):** Led the team in scoring (15.8 ppg, seventh in the Pac-10), while averaging 4.2 rebounds and 1.8 assists... Registered 20-plus points 11 times, with a career-high 27 points at Arizona... Tallied 25 points and seven rebounds at California... Scored 23 points vs. Stanford... Posted his first career double-double with 11 points and a career-high 10 rebounds vs. Oregon State... Sank 6-of-9 shots beyond the arc and scored 20 points at Michigan... Posted 15 points in back-to-back games vs. Gonzaga and Memphis in the NCAA Tournament... Earned All-Oakland Region honors... Scored 10 points vs. Florida in the National Championship game. **2004-05 (Freshman):** Averaged 10.8 points, 3.3 rebounds and 2.2 assists and led the team in three-point shooting (.386)... Was one of two players, along with fellow freshman Jordan Farmar, to start every game for the Bruins... Scored in double figures 18 times... Posted a season-high 22 points and tied a season-high nine rebounds at USC... Led the team with 17 points at Notre Dame... Scored 16 points vs. Michigan State... Named to the Pacific-10 Conference All-Freshman Team.

**PERSONAL:** Full name is Arron Agustin Afflalo... Has three sisters and two brothers... Majored in sociology at UCLA... Active in the Pistons' community relations program, did a series of morning interviews to help promote the Pistons Cares Telethon benefitting the Michigan Chapter of the Make-A-Wish Foundation on March 14, 2008... The telethon raised over \$400,000 to help grant wishes for youngsters in the greater Detroit area... Teamed with fellow rookie Rodney Stuckey to provide 25 tickets to each Pistons home game last season and donated to charities in the metro Detroit area... Has expanded the program this year creating the "Student Academic Challenge" in conjunction with the Pistons Community Relations Department... He will provide 500 tickets to six games this season for students demonstrating consistent academic achievement.

### NBA REGULAR SEASON RECORD

YEAR TEAM	G-GS	MIN	FGM-FGA	PCT	FG3-FG3A	PCT	FT-FTA	PCT	OFF-DEF-TOT	AST	PF-DQ	STL	TO	BS	PTS	AVG
07-08 Detroit	75-9	970	99-241	.411	10-48	.208	68-87	.782	36-101-137	52	83-0	31	34	8	276	3.7
<b>TOTALS</b>	<b>75-9</b>	<b>970</b>	<b>99-241</b>	<b>.411</b>	<b>10-48</b>	<b>.208</b>	<b>68-87</b>	<b>.782</b>	<b>36-101-137</b>	<b>52</b>	<b>83-0</b>	<b>31</b>	<b>34</b>	<b>8</b>	<b>276</b>	<b>3.7</b>

### NBA PLAYOFF RECORD

YEAR TEAM	G-GS	MIN	FGM-FGA	PCT	FG3-FG3A	PCT	FT-FTA	PCT	OFF-DEF-TOT	AST	PF-DQ	STL	TO	BS	PTS	AVG
07-08 Detroit	12-0	84	7-18	.389	0-2	.000	0-0	---	0-5-5	6	5-0	4	1	0	14	1.2
<b>TOTALS</b>	<b>12-0</b>	<b>84</b>	<b>7-18</b>	<b>.389</b>	<b>0-2</b>	<b>.000</b>	<b>0-0</b>	<b>---</b>	<b>0-5-5</b>	<b>6</b>	<b>5-0</b>	<b>4</b>	<b>1</b>	<b>0</b>	<b>14</b>	<b>1.2</b>

LEADERSHIP

PLAYERS

07-08 REVIEW

RECORDS

HISTORY

NBA

OVERTIME




# Chauncey BILLUPS

#1 • GUARD



**HEIGHT/WEIGHT:** 6-3 / 202  
**NBA EXPERIENCE:** 11 Years  
**BIRTHDATE:** 9/25/76  
**BIRTHPLACE:** Denver, CO  
**HIGH SCHOOL:** George Washington HS (Denver, CO)  
**COLLEGE:** Colorado  
**DRAFTED:** By Boston, 3rd overall in 1997  
**ACQUIRED:** Signed as a free agent (7/17/02)




**2007-08:** Appeared in 78 games (all starts), averaging 17.0 points (.448 FG, .401 3FG, .918 FT), 2.7 rebounds, 6.8 assists and 1.29 steals in 32.3 minutes per game... Averaged 16.1 points, 2.9 rebounds, 5.5 assists and 32.0 minutes in 15 playoff games (all starts)... Ranked ninth in the NBA in assist-to-turnover ratio (3.31-to-1)... Among NBA leaders, ranked second in free throw percentage (.918), T-11th in assists (6.8 apg), T-24th in steals (1.29 spg) and T-30th in three-point percentage (.401)... Named an NBA All-Star for the third consecutive season and scored six points with four assists... Ranked second on the team in scoring (17.0 ppg) and led the club in assists (6.8 apg)... Led the team in scoring 37 times and assists 53 times... Scored 10-plus points 70 times, 20-plus points 22 times and 30-plus points three times... Dished out 10-plus assists 13 times... Recorded 13 double-doubles (all points/assists)... Detroit was 15-7 (.681) when Billups scored 20 or more points in a game (22 games)... Pistons were 29-6 (.829) when Billups shot 50% or better from the field (35 games)... Averaged 7.1 assists (407) in Pistons wins compared to 5.8 assists (122) in Pistons losses... Teamed with Richard Hamilton to form the fifth highest scoring guard tandem in the league at 34.6 points per game and became first guard tandem in NBA history to lead their team in scoring for six consecutive seasons... Averaged 18.7 points during the month of January – his highest average for a month during the season... Averaged 7.7 assists during the month of December – his highest average for a month during the season... Became one of two players in franchise history (Joe Dumars the other) to tally 100-plus three-point field goals in six consecutive seasons... Scored a season-high 34 points twice – at Milwaukee (2/20) and vs. Chicago (3/9)... Scored his 10,000th career NBA point at Portland (11/13)... Ranks second among franchise leaders in three-point field goals made behind Joe Dumars and fourth in assists behind Isiah Thomas, Dumars and Dave Bing... Missed two games with a sore knee and hip pointer (11/14 and 11/16) and one game while tending to a personal matter... DNP – Inactive List once.

**PRO CAREER:** Drafted Selected after sophomore year by Boston in first round (#3 overall) of 1997 NBA Draft. **Transactions:** Traded by Boston along with Dee Brown, John Thomas and Roy Rogers to Toronto in exchange for Kenny Anderson, Zan Tabak and Popeye Jones (2/18/98)... Traded by Toronto along with draft rights to Tyson Wheeler to Denver in three-way deal in which Toronto received 1999 first-round draft choice from Denver and draft rights to Zeljko Rebraca, Michael Williams and 1999 or 2000 first-round draft choice from Minnesota and the Timberwolves received Dean Garrett and Bobby Jackson from Nuggets (1/21/99)... Traded by Nuggets along with Ron Mercer, Johnny Taylor and draft considerations to Orlando for Chris Gatling, Tariq Abdul-Wahad, a future first-round draft pick and cash considerations (2/1/00)... Signed as free agent by Minnesota (8/8/00)... Signed as a free agent by Detroit (7/17/02)... Re-signed by Detroit (7/11/07). **Honors:** Was selected to the USA Senior National Team that recorded a 10-0 record and won the gold medal at the FIBA Americas Championship in 2007... Named to the All-NBA Second Team (2006) and All-NBA Third Team (2007)... Named NBA All-Defensive Second Team two consecutive seasons (2005, 2006)... Three-time NBA All-Star selection (2006, 2007, 2008)... Named 2004 NBA Finals Most Valuable Player, averaging 21.0 points, 3.2 rebounds, 5.2 assists and 1.20 steals in 38.4 minutes vs. the Los Angeles Lakers... Named Eastern Conference Player of the

## CHAUNCEY BILLUPS • PLAYERS

Week three times (2/2/03, 11/23/03 and 3/21/05) and NBA Eastern Conference Player of the Month twice (1/06 and 2/07). **Career Averages/Milestones:** In 758 career NBA games has averages of 14.8 points on .416 (3,427-8,238 FG) shooting with 2.9 rebounds and 5.5 assists in 31.8 minutes per game... Became only the third player in NBA history to have played for at least five different teams at the time of their first All-Star selection (Sam Cassell, Anthony Mason)... Joined Joe Dumars as the only players in league history to be named NBA Finals MVP before being named an all-star... Ranks 18th among NBA all-time leaders (10th among active players) in three-point field goals made (1,270)... Is one of two players in NBA history (Reggie Miller) to record 1,000 regular-season three-pointers and 200 postseason three-pointers... Is the club's all-time playoff leader in three-point field goals made (198). **Year-By-Year Key Notes:** **2006-07 (Detroit):** Appeared in 70 games (all starts), averaging 17.0 points (.427 FG, .345 3FG, .883 FT), 3.4 rebounds, 7.2 assists and 1.20 steals in 36.2 minutes per game... Ranked second in the NBA in assist-to-turnover ratio (3.59-to-1)... Among NBA leaders, ranked T-7th in free throw percentage (.883) and T-8th in assists (7.2 apg)... Ranked eighth among NBA point guards in double-doubles with 16 (points/assists)... Teamed with Richard Hamilton to become the first guard tandem in NBA history to lead their team in scoring for five consecutive seasons... Became one of two players in franchise history (Joe Dumars the other) to tally 100-plus three-point field goals in five consecutive seasons. **2005-06 (Detroit):** Appeared in 81 games (all starts), averaging a career-high 18.5 points (.418 FG, career-high .433 3FG, .894 FT), 3.1 rebounds, a career-high 8.6 assists and 0.88 steals in 36.1 minutes per game... Led the NBA and set a franchise record in assist-to-turnover ratio (4.11-to-1)... Among NBA leaders, ranked 4th in assists (8.6 apg), 6th in free throw percentage (.894) and 8th in three-point field goal percentage (.433)... Ranked 3rd among NBA point guards in double-doubles with a career-high 27 (points/assists)... Finished 5th in NBA's Most Valuable Player voting... Became only the third player in NBA history to have played for at least five different teams at the time of their first All-Star selection (Sam Cassell, Anthony Mason)... Joined Joe Dumars as the only players in league history to be named NBA Finals MVP before being named an all-star. **2004-05 (Detroit):** Appeared in 80 games (all starts), averaging 16.5 points (career-high .442 FG, .426 3FG, .898 FT), 3.4 rebounds, 5.8 assists and 1.01 steals in 35.8 minutes per game... Among NBA regular-season leaders, ranked 5th in free throw percentage (.898) and 8th in three-point field goal percentage (.426)... One of five NBA point guards ranked in the Top-35 players in scoring and Top-20 in assists (Allen Iverson, Stephon Marbury, Steve Francis, Mike Bibby and Tony Parker). **2003-04 (Detroit):** Appeared in 78 games (all starts), averaging 16.9 points, 3.5 rebounds, 5.7 assists and 1.08 steals in 35.4 minutes per game... Appeared



Continued on page 54

### NBA REGULAR SEASON RECORD

YEAR TEAM	G-GS	MIN	FGM-FGA	PCT	FG3-FG3A	PCT	FT-FTA	PCT	OFF-DEF-TOT	AST	PF-DQ	STL	TO	BS	PTS	AVG
97-98 Bos.-Tor.	80-70	2216	280-749	.374	107-325	.329	226-266	.850	62-128-190	314	172-2	107	174	4	893	11.2
98-99 Denver	45-41	1488	191-495	.386	85-235	.362	157-172	.913	24-72-96	173	115-0	58	98	14	624	13.9
99-00 Den.-Orl.	13-5	305	34-101	.337	7-41	.171	37-44	.841	8-26-34	39	27-0	10	24	2	112	8.6
00-01 Minnesota	77-33	1790	248-587	.422	73-194	.376	144-171	.842	32-126-158	260	178-2	51	111	11	713	9.3
01-02 Minnesota	82-54	2355	348-823	.423	124-315	.394	207-234	.885	35-191-226	450	169-1	66	138	17	1027	12.5
02-03 Detroit	74-74	2327	366-870	.421	149-380	.392	318-362	.878	38-235-273	287	136-0	63	134	15	1199	16.2
03-04 Detroit	78-78	2758	392-996	.394	130-335	.388	404-460	.878	35-241-276	446	177-2	84	189	8	1318	16.9
04-05 Detroit	80-80	2866	404-913	.442	165-387	.426	343-382	.898	48-223-271	464	194-1	81	180	9	1316	16.5
05-06 Detroit	81-81	2925	423-1012	.418	184-425	.433	465-520	.894	41-211-252	699	160-2	71	170	8	1495	18.5
06-07 Detroit	70-70	2533	348-815	.427	109-316	.345	386-437	.883	23-214-237	502	161-0	84	140	17	1191	17.0
07-08 Detroit	78-78	2522	393-877	.448	137-342	.401	401-437	.918	42-170-212	529	130-0	101	160	17	1324	17.0
<b>TOTALS</b>	<b>758-664</b>	<b>24085</b>	<b>3427-8238</b>	<b>.416</b>	<b>1270-3295</b>	<b>.385</b>	<b>3088-3485</b>	<b>.886</b>	<b>388-1837-2225</b>	<b>4163</b>	<b>1619-10</b>	<b>776</b>	<b>1518</b>	<b>122</b>	<b>11212</b>	<b>14.8</b>

### NBA PLAYOFF RECORD

YEAR TEAM	G-GS	MIN	FGM-FGA	PCT	FG3-FG3A	PCT	FT-FTA	PCT	OFF-DEF-TOT	AST	PF-DQ	STL	TO	BS	PTS	AVG
00-01 Minnesota	3-0	26	1-6	.167	0-1	.000	1-1	1.000	1-4-5	2	5-0	0	1	0	3	1.0
01-02 Minnesota	3-3	134	23-51	.451	6-15	.400	14-20	.700	1-14-15	17	14-1	3	9	1	66	22.0
02-03 Detroit	14-14	485	71-190	.374	26-84	.310	84-90	.933	4-43-47	66	38-0	9	34	2	252	18.0
03-04 Detroit	23-23	881	110-286	.385	37-107	.346	121-136	.890	14-56-70	136	57-1	31	60	2	378	16.4
04-05 Detroit	25-25	985	145-339	.428	44-126	.349	133-149	.893	23-85-108	162	71-1	25	49	5	467	18.7
05-06 Detroit	18-18	705	93-229	.406	32-94	.340	105-116	.905	7-54-61	117	43-1	22	43	2	323	17.9
06-07 Detroit	16-16	649	84-193	.435	35-90	.389	94-113	.832	7-46-53	91	39-1	19	46	2	297	18.6
07-08 Detroit	15-15	480	69-172	.401	24-64	.375	79-95	.832	6-38-44	83	32-0	12	20	1	241	16.1
<b>TOTALS</b>	<b>117-114</b>	<b>4345</b>	<b>596-1466</b>	<b>.407</b>	<b>204-581</b>	<b>.351</b>	<b>631-720</b>	<b>.876</b>	<b>63-340-403</b>	<b>674</b>	<b>299-5</b>	<b>121</b>	<b>262</b>	<b>15</b>	<b>2027</b>	<b>17.3</b>

### NBA FINALS RECORD

YEAR TEAM	G-GS	MIN	FGM-FGA	PCT	FG3-FG3A	PCT	FT-FTA	PCT	OFF-DEF-TOT	AST	PF-DQ	STL	TO	BS	PTS	AVG
03-04 Detroit	5-5	192	29-57	.509	8-17	.471	39-42	.929	3-13-16	26	8-0	6	13	0	105	21.0
04-05 Detroit	7-7	281	46-106	.434	11-37	.297	40-44	.909	9-26-35	44	20-0	7	9	1	143	20.4
<b>TOTALS</b>	<b>12-12</b>	<b>473</b>	<b>75-163</b>	<b>.460</b>	<b>19-54</b>	<b>.352</b>	<b>79-86</b>	<b>.919</b>	<b>12-39-51</b>	<b>70</b>	<b>28-0</b>	<b>13</b>	<b>22</b>	<b>1</b>	<b>248</b>	<b>20.7</b>



# Kwame BROWN

#38 • CENTER



HEIGHT/WEIGHT: 6-11 / 270

NBA EXPERIENCE: 7 Years

BIRTHDATE: 3/10/82

BIRTHPLACE: Charleston, SC

HIGH SCHOOL: Glynn Academy (GA)

DRAFTED: By Washington, 1st overall in 2001

ACQUIRED: Signed as a free agent (8/4/08)




**2007-08 (Los Angeles Lakers/Memphis):** Appeared in 38 games (15 starts) with the Los Angeles Lakers and Memphis Grizzlies averaging 4.8 points, 4.9 rebounds and 1.2 assists in 18.8 minutes per game... Was traded by Los Angeles to Memphis (2/1) along with Javaris Crittenton, Aaron McKie, the rights to Marc Gasol, two future first round picks (2008, 2010) and cash considerations in exchange for Pau Gasol and a 2010 second round pick... Averaged 3.5 points and 3.8 rebounds in 15 games (one start) for Memphis... Prior to joining the Grizzlies, averaged 5.7 points and 5.7 rebounds in 23 games (14 starts) with the Lakers... Scored 10-plus points four times (once with Memphis), including a season-high 11 points vs. New York (4/2)... Grabbed 10-plus rebounds three times, including a season-high 11 boards vs. Denver (1/21) and New York (1/29)... Recorded two double-doubles prior to joining Memphis [10 points/10 rebounds at Seattle (1/14) and 10 points/11 rebounds vs. New York (1/29)]... DNP-CD 20 times (all after trade to Memphis)... Was on the Inactive List 21 times due to injury with bursitis, right heel (11/6-11/9) and moderate left knee and left ankle sprains (11/20-12/25).

**PRO CAREER:** **Drafted:** Selected out of high school by Washington in the first round (#1 overall) of the 2001 NBA Draft. First high school player ever to be selected with the No. 1 pick in the NBA Draft. **Transactions:** Signed as free agent with Detroit (8/4/08)... Traded by Los Angeles to Memphis along with Javaris Crittenton, Aaron McKie, the rights to Marc Gasol, two future first round picks (2008, 2010) and cash considerations for Pau Gasol and a 2010 second round pick (2/1/08)... Traded by Washington with Laron Profit to the Los Angeles Lakers for Caron Butler and Chucky Atkins (8/2/05). **Career Averages/Milestones:** In 404 career NBA games has averages of 7.5 points on .484 (1,134-2,343 FG) shooting with 5.7 rebounds and 1.1 assists in 23.7 minutes per game. **Year-By-Year Key Notes:** **2006-07 (Los Angeles Lakers):** Appeared in 41 games (28 starts) and averaged 8.4 points, 5.6 rebounds and 1.20 blocks in 27.6 minutes per game... Led the team in rebounds 12 times and recorded four double-doubles... Scored a season-high 18 points with 12 rebounds and two blocks at Chicago (12/19)... Recorded season highs in rebounds (15), blocks (5) and minutes (45) vs. Charlotte (12/29)... Scored a playoff-career-high 19 points vs. Phoenix (4/26) in the first round of the NBA Playoffs. **2005-06 (Los Angeles Lakers):** Appeared in 72 games (49 starts) and averaged 7.4 points, 6.6 rebounds and 27.5 minutes per game... Ranked 37th among league leaders in rebounding... Posted seven double-doubles and 11 double-figure rebound games... Recorded a season-high 21 points with 12 rebounds vs. Sacramento (3/22)... Grabbed a season-high 15 rebounds vs. Golden State (4/11)... Averaged 12.9 points (.523 FG) and 6.6 rebounds in seven playoff games... Recorded playoff-career-highs in rebounds (11), assists (5) and blocks (3) vs. Phoenix (4/28). **2004-05 (Washington):** Appeared in 42 games (14 starts) and averaged 7.0 points and 4.9 rebounds per game... Missed 40 games and had two stints on the injured list with a broken bone in his right foot and a strained right ankle tendon... Scored in double-figures 11 times

## KWAME BROWN • PLAYERS

and tallied two double-doubles. **2003-04 (Washington):** Appeared in 74 games (57 starts) and averaged career-highs in points (10.9) and rebounds (7.4)... Led the Wizards in rebounding... Scored a career-high 30 points and grabbed a career-high 19 rebounds vs. Sacramento (3/17), his 18th double-double of the season... Scored 25 points vs. Indiana (1/24). **2002-03 (Washington):** Played in a career-high 80 games (20 starts), averaging 7.4 points and 5.3 rebounds in 22.2 minutes per game... Scored in double-figures 35 times and led the team in rebounding 11 times... Scored 20-plus points three times and grabbed 10-plus rebounds on seven occasions... Tallied a career-high six blocks vs. Boston (10/31). **2001-02 (Washington):** Saw action in 57 games as a rookie, including three starts... Averaged 4.5 points and 3.5 rebounds... Scored in double-figures eight times and led the club in rebounds four times.



**HIGH SCHOOL CAREER:** Signed a letter of intent to play at the University of Florida before declaring for the 2001 NBA Draft... Selected as a member of the *USA Today* All-USA Basketball First Team... Named to the *Parade Magazine* First Team All-American... Named to the McDonald's All-America Team... High School Player of the Year in the state of Georgia as a senior... Scored 1,539 career points... Averaged 20.1 points, 13.3 rebounds, 5.8 blocks, 3.0 assists and 2.0 steals in senior season... Tallied 17 points, seven rebounds and a game-high five blocks in the 2001 McDonald's All-American Game.

**PERSONAL:** Is the seventh of eight children... Created "Kwame's Korner," each season purchasing a block of tickets to invite Los Angeles youth who excel in academics, athletics or community service to attend a Lakers game... Has been affiliated with the National Kidney Foundation since 2001, working to help raise awareness for kidney disease, the need for a cure, the importance of early detection, and the need for organ donation... Hosts his annual Kwame Brown Toy Drive every December and invites those who are affected by kidney disease to come out and celebrate the holidays... Is actively involved in his home state of Georgia by donating sneakers to various charities, supplying t-shirts and basketballs to Georgia high schools and financing several schoolmates through college and providing them with laptops and cash for books... Met fans and helped with the NBA Skills Challenge competition while participating in the NBA Nation Tour (a mobile playground traveling the country coast-to-coast) during its stop in Los Angeles in the summer of 2007... Hosted five families from the Michigan chapter of Make-A-Wish at Disney World on 9/19... Spent the day with five special kids as part of the Pistons Cares Telethon Initiative.

### NBA REGULAR SEASON RECORD

YEAR TEAM	G-GS	MIN	FGM-FGA	PCT	FG3-FG3A	PCT	FT-FTA	PCT	OFF-DEF-TOT	AST	PF-DQ	STL	TO	BS	PTS	AVG
01-02 Washington	57-3	817	94-243	.387	0-1	.000	70-99	.707	63-135-198	43	105-2	16	43	26	258	4.5
02-03 Washington	80-20	1773	224-502	.446	0-3	.000	145-217	.668	128-298-426	58	159-1	50	110	80	593	7.4
03-04 Washington	74-57	2239	288-589	.489	1-2	.500	228-334	.683	178-372-550	112	144-0	66	140	52	805	10.9
04-05 Washington	42-14	908	109-237	.460	0-0	---	74-129	.574	72-134-206	39	112-0	25	67	15	292	7.0
05-06 L.A. Lakers	72-49	1978	204-388	.526	0-1	.000	128-235	.545	182-291-473	72	196-3	27	100	46	536	7.4
06-07 L.A. Lakers	41-28	1132	143-242	.591	0-1	.000	59-134	.440	81-163-244	75	124-0	39	76	49	345	8.4
07-08 LAL-Mem.	38-15	713	72-142	.507	0-0	---	40-98	.408	51-137-188	45	82-0	22	51	23	184	4.8
<b>TOTALS</b>	<b>404-186</b>	<b>9560</b>	<b>1134-2343</b>	<b>.484</b>	<b>1-8</b>	<b>.125</b>	<b>744-1246</b>	<b>.597</b>	<b>755-1530-2285</b>	<b>444</b>	<b>922-6</b>	<b>245</b>	<b>587</b>	<b>291</b>	<b>3013</b>	<b>7.5</b>

### NBA PLAYOFF RECORD

YEAR TEAM	G-GS	MIN	FGM-FGA	PCT	FG3-FG3A	PCT	FT-FTA	PCT	OFF-DEF-TOT	AST	PF-DQ	STL	TO	BS	PTS	AVG
04-05 Washington	3-0	60	5-13	.385	0-0	---	5-9	.556	4-11-15	3	5-0	0	2	2	15	5.0
05-06 L.A. Lakers	7-7	225	34-65	.523	0-0	---	22-31	.710	17-29-46	7	21-0	2	12	6	90	12.9
06-07 L.A. Lakers	5-5	133	19-36	.528	0-0	---	5-9	.556	13-15-28	1	16-0	1	9	4	43	8.6
<b>TOTALS</b>	<b>15-12</b>	<b>418</b>	<b>58-114</b>	<b>.509</b>	<b>0-0</b>	<b>---</b>	<b>32-49</b>	<b>.653</b>	<b>34-55-89</b>	<b>11</b>	<b>42-0</b>	<b>3</b>	<b>23</b>	<b>12</b>	<b>148</b>	<b>9.9</b>



# Will Bynum

#12 • GUARD



**HEIGHT/WEIGHT:** 6-0 / 185  
**NBA EXPERIENCE:** 1 Year  
**BIRTHDATE:** 1/4/83  
**BIRTHPLACE:** Chicago, IL  
**HIGH SCHOOL:** Crane Tech Prep (Chicago, IL)  
**COLLEGE:** Georgia Tech  
**DRAFTED:** Undrafted  
**ACQUIRED:** Signed as a free agent (7/30/08)




**2007-08 (Maccabi Tel Aviv/Pistons Summer League):** Averaged 10.6 points, 1.9 rebounds and 3.0 assists per game for Maccabi Tel Aviv in the Israeli League last season... Played on the Pistons team at the Las Vegas Summer League and averaged 11.8 points, 2.0 rebounds and 3.2 assists in five games (three starts).

**PRO CAREER:** **Drafted:** Undrafted – played in Europe during the 2006-07 and 2007-08 seasons. **Honors:** Was a member of the 2006-07 Maccabi Tel Aviv team that won the Israeli National Championship... Was named 2006 NBA Development League Rookie of the Year and 2005-06 All D-League First Team while playing with the Roanoke Dazzle. **Career Averages/Milestones:** In 15 career NBA games has averages of 3.6 points on .404 (21-52 FG) shooting with 0.8 rebounds and 1.3 assists in 10.8 minutes per game. **Year-By-Year Key Notes:** **2005-06 (Golden State/Roanoke, D-League):** Appeared in 15 games, averaging 3.6 points and 1.3 assists in 10.8 minutes per contest... Was signed by Golden State to a 10-day contract as a free agent call-up from the NBA Development League on 3/17... Signed second 10-day contract on 3/27... Signed for remainder of season on 4/6... Career-highs of 14 points and four rebounds at Portland (4/15)... Prior to joining the Warriors, appeared in 29 games with the Roanoke Dazzle of the D-League, averaging 24.0 points, 6.7 assists, 2.9 rebounds and 1.66 steals in 37.7 minutes per contest... At the time of his call-up, led the D-League in scoring, while ranking second in assists and minutes and also ranking fifth in steals... Was named the D-League Player of the Month for January after averaging 25.9 points and 6.5 assists... Posted seven double-doubles, including a 30-point/13-assist effort in his last game with Roanoke in a 115-114 victory over Fayetteville on 3/15... Was the 13th GATORADE Call-UP of the 2005-06 NBA Development League season and the 63rd overall since the league began play in November 2001... Saw limited action in four preseason games with the Boston Celtics... Was selected in the first round of the 2005 NBA Development League Draft by Roanoke.

**COLLEGE CAREER:** **Year-By-Year Key Notes:** Scored a total of 947 points over his four-year college career with Arizona and Georgia Tech... Earned All-Tournament honors at the NCAA Final Four as a junior for Georgia Tech... Started 37 of 101 games played... Started collegiate career at Arizona, before spending his final 1½ seasons at Georgia Tech... **Senior (2004-05 Georgia Tech):** Averaged 12.5 points, 2.5 rebounds, and 2.5 assists... Ranked ninth in the ACC in free throw percentage (.762)... Started 25 of 32 games... Exploded for career-high 35 points vs. North Carolina in the ACC Tournament semifinals... Earned ACC All-Tournament honors... Recorded 30 points vs. Wake Forest. Scored 21 points and dished out a season-high seven assists vs. Miami (FL)... Notched 28 points vs. Gonzaga... Registered 17 points

## WILL BYNUM • PLAYERS

vs. George Washington in the first round of the NCAA Tournament. **Junior (2003-04 Georgia Tech):** Averaged 9.6 points, 2.2 rebounds, and 2.5 assists... Started once... Missed the first seven games of the season to satisfy NCAA transfer rules... Scored in double figures 12 times, with a season-high 25 points vs. Maryland... Posted 20 points and five assists vs. Wake Forest... Recorded 17 points vs. North Carolina... Scored 11 points including the game-winning layup with 1.5 seconds left vs. Oklahoma State in the NCAA Tournament Final Four... Led team with 17 points in the championship game vs. Connecticut. **Sophomore (2002-03 Arizona):** Averaged 7.8 points, 2.5 rebounds, and 1.5 assists in eight games before deciding to leave the team... Scored in double figures three times, with a season-high 19 points vs. San Diego State... Sank six threes on his way to 18 points vs. Northern Arizona... Scored 12 points in the season opener vs. Western Kentucky. **Freshman (2001-02 Arizona):** Averaged 6.4 points and 1.4 rebounds in 18.8 minutes a contest... Started nine times... Scored in double figures nine times... Scored season-high 17 points vs. USC... Tallied 15 points vs. Oregon... Dished out season-high seven assists vs. Connecticut.



**PERSONAL:** Full name is William Bynum... Is the son of Rose Robinson... Majored in History, Technology and Society at Georgia Tech... Earned All-City and Chicago Public Schools Player of the Year honors as a senior at Crane High School, averaging 27.0 points, 6.0 rebounds and 6.0 assists... Participated in book exchanges with the children of season ticket holders prior to games in April 2006 as part of Fan Appreciation Month while with the Warriors.

### NBA REGULAR SEASON RECORD

YEAR TEAM	G-GS	MIN	FGM-FGA	PCT	FG3-FG3A	PCT	FT-FTA	PCT	OFF-DEF-TOT	AST	PF-DQ	STL	TO	BS	PTS	AVG
05-06 Golden State	15-0	162	21-52	.404	2-9	.222	10-16	.625	3-9-12	19	10-0	7	14	0	54	3.6
<b>TOTALS</b>	<b>15-0</b>	<b>162</b>	<b>21-52</b>	<b>.404</b>	<b>2-9</b>	<b>.222</b>	<b>10-16</b>	<b>.625</b>	<b>3-9-12</b>	<b>19</b>	<b>10-0</b>	<b>7</b>	<b>14</b>	<b>0</b>	<b>54</b>	<b>3.6</b>



LEADERSHIP

PLAYERS

07-08 REVIEW

RECORDS

HISTORY

NBA

OVERTIME



# Richard HAMILTON

#32 • GUARD



HEIGHT/WEIGHT: 6-7 / 193

NBA EXPERIENCE: 9 Years

BIRTHDATE: 2/14/78

BIRTHPLACE: Coatesville, PA

HIGH SCHOOL: Coatesville HS (Coatesville, PA)

COLLEGE: Connecticut

DRAFTED: By Washington, 7th overall in 1999


ACQUIRED: From Washington (9/11/02)



**2007-08:** Appeared in 72 games (all starts), averaging a team-leading 17.3 points (.484 FG, .440 3FG, .833 FT), 3.3 rebounds, 4.2 assists and 1.01 steals in 33.7 minutes per game... Averaged 21.6 points, 4.2 rebounds, 3.9 assists and 38.6 minutes in 17 playoff games (all starts)... Among NBA leaders, ranked T-5th in three-point percentage (.440), 31st in assists (4.2 apg) and 34th in free-throw percentage (.833)... Teamed with Chauncey Billups to form the fifth highest scoring guard tandem in the league at 34.6 points per game and became first guard tandem in NBA history to lead their team in scoring for six consecutive seasons (2002-03 thru 2007-08)... Named an NBA All-Star for the third time, scoring nine points and dishing two assists... Led the team in scoring 26 times, rebounds once and assists 18 times... Scored 10-plus points in 65 games, 20-plus points 24 times and 30-plus points three times... Ranked second on the club in assists (4.2 apg)... Tallied five or more assists on 26 occasions, including a season-high 10 assists twice [vs. L.A. Clippers (11/9) and vs. Washington (4/11)]... Scored a season-high 39 points (16-22 FG, 5-6 3FG, 2-3 FT) vs. Toronto (1/15)... Tallied a season-high four steals four times [at Seattle (11/11), vs. Indiana (12/28), vs. L.A. Lakers (1/31) and vs. Minnesota (4/15)]... Grabbed a season-high eight rebounds vs. Orlando (1/25)... Shot 60% or better from the field 18 times, with the Pistons recording a 15-3 record in those games... Shot 50% or better from the field 35 times... Had his best scoring month of the season in January, averaging 20.4 points per game in 15 games... Had a six-game stretch from January 15 to January 25 where he averaged 25.3 points (.633 FG, .632 3FG, .727 FT), 3.0 rebounds and 4.2 assists in 38.8 minutes per game... Ended the season as the ninth leading scorer in franchise history with 8,749 points... Missed eight games while on the inactive list with a sore left hip (3/24-3/27 and 4/1-4/9) and two games to begin the season while tending to the birth of his son (Richard Clay Jr.).

**PRO CAREER:** Drafted: Selected by the Washington Wizards in the first round (#7 overall) of the 1999 NBA Draft. **Transactions:** Acquired by Detroit from Washington along with Hubert Davis and Bobby Simmons in exchange for Jerry Stackhouse, Brian Cardinal and Ratko Varda (9/11/02). **Honors:** Was an NBA All-Star selection in 2006, 2007 and 2008... Named NBA Eastern Conference Player of the Week twice [(1/22/06) and (12/16/01)]. **Career Averages/Milestones:** In 675 career NBA games has averages of 17.9 points on .455 (4,578-10,072 FG) shooting with 3.3 rebounds and 3.3 assists in 33.3 minutes per game... Became the first player in NBA history to lead his team in scoring in a game without making a field goal with 14 points (0-10 FG, 0-1 3FG, 14-14 FT) vs. Memphis (1/6/05)... Scored a career-high 51 points (career-high 19-37 FG, 1-1 3FG, 12-12 FT) in a career-high 55 minutes at New York (12/27) becoming the fifth Pistons' player [Jerry Stackhouse, Kelly Tripucka, Dave Bing and George Yardley (twice)] to score 50-plus points in a game... Has recorded nine career double-doubles... Is the Pistons' all-time leading scorer in playoff history (2,414) and franchise leader in postseason games played (116)... Is one of only 11 players in Pistons franchise history to reach the 8,000-point plateau. **Year-By-Year Key Notes:** **2006-07 (Detroit):** Appeared in 75 games (all starts), averaging a team-leading 19.8 points (.468 FG, .341 3FG, .861 FT), 3.8 rebounds, 3.8 assists and 0.79 steals in 36.8 minutes per game... Ranked ninth among NBA two-guards in scoring (19.8 ppg)... Teamed with Chauncey Billups to become first guard tandem in NBA history

## RICHARD HAMILTON • PLAYERS



to lead their team in scoring for five consecutive seasons (2002-03 thru 2006-07)... Named an NBA All-Star for the second time... Scored a career-high 51 points (career-high 19-37 FG, 1-1 3FG, 12-12 FT) in a career-high 55 minutes at New York (12/27)... Became the fifth Pistons player [Jerry Stackhouse, Kelly Tripucka, Dave Bing and George Yardley (twice)] to score 50-plus points in a game... Had an 11-game stretch from December 26 to January 15 where he averaged 28.2 points (.480 FG, .353 3FG, .875 FT), 4.2 rebounds and 4.0 assists in 40.3 minutes per game. **2005-06 (Detroit):** Appeared in 80 games (all starts), averaging a career-high and team-leading 20.1 points (career-high .491 FG, career-high .458 3FG, .845 FT), 3.2 rebounds, 3.4 assists and 0.65 steals in 35.2 minutes per game... Scored playoff career-high 40 points in Game 5 of the first round vs. Milwaukee (5/3)... Among NBA leaders, ranked first in three-point field goal percentage (.458 3FG)... Teamed with Chauncey Billups to form the fifth highest scoring guard tandem in the league at 38.6 points per game - trailing Kobe Bryant and Smush Parker (LA Lakers), Allen Iverson and Andre Iguodala (Philadelphia), Baron Davis and Jason Richardson (Golden State) and Dwyane Wade and Jason Williams (Miami). **2004-05 (Detroit):** Appeared in 76 games (all starts), averaging a team-leading 18.7 points (.440 FG, .305 3FG, .858 FT), 3.9 rebounds, a career-high 4.9 assists and 1.01 steals in 38.5 minutes per game... Appeared in 25 playoff games (all starts), averaging a team-high 20.0 points, 4.3 rebounds and 4.3 assists in 43.2 minutes per game... Ranked ninth among NBA two-guards in scoring (18.7 ppg) and third in assists (4.9 apg). **2003-04 (Detroit):** Appeared in 78 games (all starts), averaging a team-leading 17.6 points (career-high .455 FG, .265 3FG, .868 FT), 3.6 rebounds, 4.0 assists and a career-high 1.32 steals in 35.5 minutes per game... Played in 23 playoff games (all starts) averaging a team-leading 21.5 points, 4.6 rebounds, 4.2 assists and 1.17 steals in 40.2 minutes per game. **2002-03 (Detroit):** Appeared in 82 games (82 starts), averaging a team-high 19.7 points, 3.9 rebounds, 2.5 assists and 0.78 steals in 32.2 minutes per game... Averaged a team-leading 22.5 points with 3.9 rebounds, 2.6 assists and 38.8 minutes in 17 playoff games (all starts). **2001-02 (Washington):** Averaged 20.0 points and 3.4 rebounds per game... Finished the season ranked second in the NBA in free-throw percentage (.890)... Wizards were 10-0 when he and Michael Jordan each scored 20 or more points. **2000-01 (Washington):** Doubled his scoring average from his rookie season (9.0 ppg to 18.1 ppg)... Finished the season ranked 12th in the NBA in free throw percentage (.868). **1999-00 (Washington):** Started in 12 games, and averaged 13.2 points as a starter... Scored in double figures 27 times and scored 20-plus points five times.

Continued on page 54

### NBA REGULAR SEASON RECORD

YEAR TEAM	G-GS	MIN	FGM-FGA	PCT	FG3-FG3A	PCT	FT-FTA	PCT	OFF-DEF-TOT	AST	PF-DQ	STL	TO	BS	PTS	AVG
99-00 Washington	71-12	1373	254-605	.420	28-77	.364	103-133	.774	38-91-129	108	142-2	28	84	6	639	9.0
00-01 Washington	78-42	2519	547-1249	.438	40-146	.274	277-319	.868	75-163-238	224	203-2	75	201	10	1411	18.1
01-02 Washington	63-57	2203	472-1084	.435	16-42	.381	300-337	.890	73-143-216	171	136-0	38	132	14	1260	20.0
02-03 Detroit	82-82	2640	570-1286	.443	32-119	.269	440-528	.833	88-230-318	208	249-2	64	200	13	1612	19.7
03-04 Detroit	78-78	2772	530-1166	.455	18-68	.265	297-342	.868	78-201-279	310	232-3	103	210	17	1375	17.6
04-05 Detroit	76-76	2926	510-1160	.440	36-118	.305	368-429	.858	74-221-295	372	232-8	77	217	13	1424	18.7
05-06 Detroit	80-80	2825	649-1322	.491	55-120	.458	256-303	.845	84-172-256	275	207-1	52	173	16	1609	20.1
06-07 Detroit	75-75	2763	547-1170	.468	44-129	.341	347-403	.861	75-207-282	285	232-2	59	159	15	1485	19.8
07-08 Detroit	72-72	2424	499-1030	.484	62-141	.440	184-221	.833	75-160-235	299	171-1	73	132	10	1244	17.3
<b>TOTALS</b>	<b>675-574</b>	<b>22445</b>	<b>4578-10072</b>	<b>.455</b>	<b>331-960</b>	<b>.345</b>	<b>2572-3015</b>	<b>.853</b>	<b>660-1588-2248</b>	<b>2252</b>	<b>1794-21</b>	<b>569</b>	<b>1508</b>	<b>114</b>	<b>12059</b>	<b>17.9</b>

### NBA PLAYOFF RECORD

YEAR TEAM	G-GS	MIN	FGM-FGA	PCT	FG3-FG3A	PCT	FT-FTA	PCT	OFF-DEF-TOT	AST	PF-DQ	STL	TO	BS	PTS	AVG
02-03 Detroit	17-17	659	134-303	.442	9-27	.333	106-117	.906	18-48-66	45	51-0	13	57	1	383	22.5
03-04 Detroit	23-23	924	181-405	.447	15-39	.385	117-138	.848	32-74-106	97	72-2	27	72	1	494	21.5
04-05 Detroit	25-25	1079	198-437	.453	10-34	.294	95-119	.798	30-78-108	107	79-1	21	78	3	501	20.0
05-06 Detroit	18-18	690	128-310	.413	14-40	.350	97-114	.851	16-36-52	48	59-1	17	39	5	367	20.4
06-07 Detroit	16-16	638	108-252	.429	8-20	.400	77-89	.865	32-37-69	60	60-2	14	31	2	301	18.8
07-08 Detroit	17-17	656	134-285	.470	8-26	.308	92-101	.911	19-53-72	67	48-0	23	48	9	368	21.6
<b>TOTALS</b>	<b>116-116</b>	<b>4646</b>	<b>883-1992</b>	<b>.443</b>	<b>64-186</b>	<b>.344</b>	<b>584-678</b>	<b>.861</b>	<b>147-326-473</b>	<b>424</b>	<b>369-6</b>	<b>115</b>	<b>325</b>	<b>21</b>	<b>2414</b>	<b>20.8</b>

### NBA FINALS RECORD

YEAR TEAM	G-GS	MIN	FGM-FGA	PCT	FG3-FG3A	PCT	FT-FTA	PCT	OFF-DEF-TOT	AST	PF-DQ	STL	TO	BS	PTS	AVG
03-04 Detroit	5-5	192	29-57	.509	8-17	.471	39-42	.929	3-13-16	26	8-0	6	13	0	105	21.0
04-05 Detroit	7-7	281	46-106	.434	11-37	.297	40-44	.909	9-26-35	44	20-0	7	9	1	143	20.4
<b>TOTALS</b>	<b>12-12</b>	<b>473</b>	<b>75-163</b>	<b>.460</b>	<b>19-54</b>	<b>.352</b>	<b>79-86</b>	<b>.919</b>	<b>12-39-51</b>	<b>70</b>	<b>28-0</b>	<b>13</b>	<b>22</b>	<b>1</b>	<b>248</b>	<b>20.7</b>



# Walter HERRMANN

#5 • FORWARD

HEIGHT/WEIGHT: 6-9 / 225

NBA EXPERIENCE: 2 Years

BIRTHDATE: 6/26/79

BIRTHPLACE: Santa Fe, Argentina

DRAFTED: Undrafted

ACQUIRED: Re-signed as free agent (8/11/08)




**2007-08 (Charlotte and Detroit):** Appeared in 45 games with Charlotte and Detroit, averaging 3.4 points (.389 FG, .840 FT), 1.6 rebounds and 0.4 assists in 8.2 minutes per game... In 17 games with Charlotte, averaged 4.0 points and 2.1 rebounds in 10.2 minutes per game... Acquired by the Pistons along with Primoz Brezec in a mid-season trade with Charlotte in exchange for Nazr Mohammed (12/14)... Played in 28 games with Detroit (no starts), averaging 3.0 points and 1.3 rebounds in 7.1 minutes per game... Appeared in four playoff games averaging 1.3 points in 6.8 minutes per game... Scored a season-high 16 points (6-15 FG, 2-5 3FG, 2-2 FT) in a season-high 33 minutes at Orlando (11/23)... Scored 11 points at Minnesota (4/1) and at Cleveland (4/16), his single-game high with Detroit... Grabbed a season-high six rebounds twice while with Charlotte [vs. Phoenix (11/6) and at Orlando (11/23)]... Dished out a career-high four assists at Dallas (1/9)... Scored in double figures twice while with Detroit and led the club in assists once during the year... DNP-CD 16 times and DNP-Inactive List 15 times while with Detroit.

**PRO CAREER:** **Drafted:** Undrafted... Played six seasons in his native Argentina and four seasons in Spain prior to joining the NBA. **Transactions:** Signed with the Bobcats as a free agent prior to the 2006-07 season... Acquired by Detroit from Charlotte along with Primoz Brezec in exchange for Nazr Mohammed on 12/14/07. **Career Averages/Milestones:** Has career averages of 6.4 points, 2.3 rebounds, 0.5 assists and 14.1 minutes in 93 NBA games. **Honors:** Named Eastern Conference T-Mobile Rookie of the Month (3/07)... Named to the 2007 NBA All-Rookie Second Team. **Year-by-Year Key Notes:** **2006-07 (Charlotte):** Played in 48 games, starting 12 in his first season in the NBA with Charlotte... Averaged 9.2 points and 2.9 rebounds... Scored in double figures in 17 of the last 18 games of the season, averaging 17.9 points per game on .582 shooting over that span... Scored 20 or more points in eight of the season's final 12 games, starting all 12, including a season-high 30 points on April 14 at Milwaukee... Led the team in scoring four times and rebounds three times... Posted his only double-double of the season on March 20 against Cleveland, when he scored 19 points and grabbed 10 rebounds... Led all rookies in three-point field goal percentage (.461)... Also ranked second among rookies in field goal percentage (.527), sixth in scoring and tied for 14th in rebounds. **Spanish League (Career):** Moved to Spain following the 2002-03 season and signed with Baloncesto Fuenlabrada... Led the Spanish League with 22.2 points in his only season with Fuenlabrada... Also averaged 9.6 rebounds in 30 games while connecting on .517 from the field and .376 from the three-point arc... Was named Spanish League MVP, Eurobasket ACB Player of the Year, Forward of the Year and Newcomer of the Year... Also selected to the Eurobasket ACB First Team... In the ULEB Cup tournament, averaged 16.8 points, 6.3 rebounds and connected on .538 from the field and .317 from the three-point arc in nine games... Signed with Unicaja Malaga prior to the start of the 2003-

## WALTER HERRMANN • PLAYERS

04 season... Averaged 10.1 points and 4.7 rebounds in his first season, and 8.2 points and 2.8 rebounds in 2004-05... In 23 playoff games over the 2003-04 and 2004-05 seasons, averaged 8.7 points and 3.8 rebounds, while connecting on .504 from the field and .333 from the three-point arc... Averaged 10.5 points and 3.0 rebounds in 39 regular-season games with Unicaja Malaga in 2005-06, while connecting on .562 from the field and .435 from the three-point arc... Helped Unicaja Malaga win the 2005-06 Spanish National Championship and the 2005 Spanish National Cup (King's Cup)... In the Euroleague playoffs, averaged 7.5 points and 1.6 rebounds in 15 games, shooting .545 from the field, .391 from the three-point arc and .800 from the free-throw line. **Argentinean League (Career):** Made his professional debut with Olimpia Venado Tuerto in the Argentinean League during the 1996-97 season and spent the next three seasons with the team, averaging 12.6 points and 4.3 rebounds in 140 games... Was named Newcomer of the Year following the 1998-99 season after averaging 13.2 points in 57 games... In his final season with the team in 1999-00, Olimpia Venado Tuerto won the league championship... Signed with Atenas Cordoba of Argentina in 2000 and played two seasons, averaging 17.3 points and winning another league championship during the 2001-02 season... Named First Team All-Argentinean League following the 2000-01 season and 2002 Argentinean League Finals MVP... Played in the 2000 and 2002 Argentinean All-Star Games... Won the 1999 and 2000 Argentinean All-Star Game Dunk Contests.



**PERSONAL:** Married to wife, Elena... Member of the Argentinean National Team, including the 2004 Olympic Gold Medal Team with current NBA players Manu Ginobili and Fabricio Oberto of San Antonio, Houston's Luis Scola and Chicago's Andres Nocioni... Won Gold Medals at the 2001 and 2004 South American Championships... Won Silver Medal at the 2001 Goodwill Games... Named to the Goodwill Games First Team... Played in the 1999 Pan-American Games.

### NBA REGULAR SEASON RECORD

YEAR TEAM	G-GS	MIN	FGM-FGA	PCT	FG3-FG3A	PCT	FT-FTA	PCT	OFF-DEF-TOT	AST	PF-DQ	STL	TO	BS	PTS	AVG
06-07 Charlotte	48-12	936	174-330	.527	53-115	.461	41-53	.774	28-111-139	26	76-0	17	32	7	442	9.2
07-08 Cha.-Det.	45-0	373	56-144	.389	20-64	.313	21-25	.840	22-51-73	18	24-0	7	12	1	153	3.4
<b>TOTALS</b>	<b>93-12</b>	<b>1309</b>	<b>230-474</b>	<b>.485</b>	<b>73-179</b>	<b>.408</b>	<b>62-78</b>	<b>.795</b>	<b>50-162-212</b>	<b>44</b>	<b>100-0</b>	<b>24</b>	<b>44</b>	<b>8</b>	<b>595</b>	<b>6.4</b>

### NBA PLAYOFF RECORD

YEAR TEAM	G-GS	MIN	FGM-FGA	PCT	FG3-FG3A	PCT	FT-FTA	PCT	OFF-DEF-TOT	AST	PF-DQ	STL	TO	BS	PTS	AVG
07-08 Cha.-Det.	4-0	27	1-4	.250	1-1	1.000	2-4	.500	1-0-1	0	4-0	0	0	0	5	1.3
<b>TOTALS</b>	<b>4-0</b>	<b>27</b>	<b>1-4</b>	<b>.250</b>	<b>1-1</b>	<b>1.000</b>	<b>2-4</b>	<b>.500</b>	<b>1-0-1</b>	<b>0</b>	<b>4-0</b>	<b>0</b>	<b>0</b>	<b>0</b>	<b>5</b>	<b>1.3</b>

LEADERSHIP

PLAYERS

07-08 REVIEW

RECORDS

HISTORY

NBA

OVERTIME



# Amir JOHNSON

#25 • FORWARD



HEIGHT/WEIGHT: 6-9 / 210


NBA EXPERIENCE: 3 Years

BIRTHDATE: 5/1/87

BIRTHPLACE: Los Angeles, CA

HIGH SCHOOL: Westchester HS (Los Angeles, CA)

DRAFTED: By Detroit, 56th overall in 2005




**2007-08:** Appeared in a career-high 62 games, averaging 3.6 points, 3.8 rebounds and 1.32 blocks in 12.3 minutes per game...Saw time in eight playoff games, averaging 2.6 points and 1.6 rebounds in 5.4 minutes per game...Recorded playoff-career-highs in points (10) and rebounds (6) at Philadelphia (5/1) in the first round...Led the team in scoring once and rebounds five times during the regular-season... Scored 10-plus points three times...Played 20-plus minutes in 11 games – Pistons 10-1 in those games – averaging 7.1 points, 7.4 rebounds, 0.7 assists, 0.90 steals, 2.82 blocks and 24.4 minutes per game... Scored a season-high 14 points (5-6 FG, 4-4 FT) with nine rebounds vs. New York (4/8)...Grabbed five-plus rebounds 23 times, including a season-high nine rebounds five times [vs. Indiana (12/28), vs. L.A. Lakers (1/31), vs. Indiana (2/13), at Minnesota (4/1) and vs. New York (4/8)]...Tallied a career-high seven blocks in a season-high 31 minutes vs. Indiana (2/13)...Blocked three or more shots in nine games... Shot 60% or better from the field in 23 games with the team recording a record of 20-3 in those games... DNP-CD 19 times and was DNP-Inactive List once.

**PRO CAREER:** **Drafted:** Selected by Detroit in the second round (#56 overall) of the 2005 NBA Draft... Third player in Pistons' franchise history to be drafted out of high school [Reggie Harding – 1963 (Detroit Eastern HS); Korleone Young – 1998 (Hargrave Military Academy)]. **Transactions:** Re-signed with Detroit (7/13/07). **Career Averages/Milestones:** In 73 career NBA games has compiled averages of 3.9 points, 3.8 rebounds, 1.33 blocks and 12.7 minutes per game. **Year-By-Year Key Notes:** **2006-07 (Detroit):** Appeared in eight games, averaging 5.9 points, 4.6 rebounds and 1.63 blocks in 15.5 minutes per game... Played a career-high 37 minutes at Boston (4/18) scoring a career-high 20 points (10-14 FG) and grabbing a career-high 12 rebounds...Played 35 minutes vs. Philadelphia (4/15) and scored 12 points with 10 rebounds, career-high three assists and six blocks...Averaged 10.8 points, 8.0 rebounds, 2.75 blocks and 25.8 minutes over the last four games of the season...DNP-CD nine times...Spent 34 games on the inactive list...Made two NBA Development League assignments during the season and averaged 18.9 points, 9.6 rebounds, 2.1 assists, 3.13 blocks and 35.2 minutes in 22 games with the Sioux Falls Skyforce... Scored in double-figures in 20-of-22 games, including a season-high 34 points (10-17 FG, 14-14 FT) and 14 rebounds vs. Dakota (3/30)...Grabbed 10-plus rebounds 11 times, including a season-high 19 boards (10 offensive) vs. Tulsa (3/24)...Recorded 10 double-doubles (points/rebounds) in the D-League...Was named NBA D-League Performer of the Week (4/2) averaging 27.5 points, 15.5 rebounds, 4.5 blocks, 4.0 assists and 2.0 steals for the week. **2005-06 (Detroit):** Averaged 6.7 points, 1.3 rebounds, 1.0 assists and 13.0 minutes in three games during his rookie campaign...Scored a season-high 18 points (6-6 FG, 2-2 3FG, 4-4 FT) with two rebounds and two assists in a season-high 18 minutes at Milwaukee (4/17)...

## AMIR JOHNSON • PLAYERS

Played in 17 games (12 starts) with the Fayetteville Patriots of the NBA Development League, averaging 17.3 points, 7.2 rebounds and 1.5 blocks in 27.7 minutes per game...Recorded four double-doubles for the Patriots...Scored a season-high 25 points twice [at Florida (4/8) and at Roanoke (3/15)]...Grabbed a season-high 14 rebounds at Florida (4/8).



**HIGH SCHOOL:** Named a 2005 McDonald's High School All-American...Named 2005 Mr. Basketball in California...Named Los Angeles' Player of the Year by the *Los Angeles Times*...Scored 17 points (8-11 FG) for the West squad at the Roundball Classic (2005)... Tallied seven rebounds and two blocks in 19 minutes for the West team at the McDonald's High School All-America game (2005)... Averaged 21.0 points, 15.0 rebounds and 8.0 blocks during his senior season at Westchester HS...Led Westchester HS to a state championship and a top-five national ranking...Sat out his junior season at Westchester...Played his sophomore season at Verbum Dei HS in Los Angeles...Began his high school career at L.A. Pacific Hills High School.

**PERSONAL:** Full name is Amir Jalla Johnson...Son of Deneen Griffin...His sister, Indi, plays forward for the women's basketball team at Southern University...His cousin, Kevin Burnett, is a linebacker for the Dallas Cowboys...Lists Kevin Garnett as his favorite NBA player growing up and his hobbies include playing video games...Would like to study computer science in the future and learn how to design and develop computer games...Has nearly a seven-foot wingspan...Active in the Pistons' community relations program, visited Osborn High School as part of a back-to-school initiative in September 2007 and awarded a lucky student with a new laptop computer...Also took part in annual visit to Detroit Children's Hospital in October...Purchased 15 tickets to each Pistons home game that were donated to local charities last season as part of "Amir's Hyphy Crowd."

### NBA REGULAR SEASON RECORD

YEAR TEAM	G-GS	MIN	FGM-FGA	PCT	FG3-FG3A	PCT	FT-FTA	PCT	OFF-DEF-TOT	AST	PF-DQ	STL	TO	BS	PTS	AVG
05-06 Detroit	3-0	39	7-10	.700	2-3	.667	4-4	1.000	3-1-4	3	7-0	0	4	2	20	6.7
06-07 Detroit	8-0	124	18-33	.545	0-3	.000	11-14	.786	15-22-37	3	19-0	5	9	13	47	5.9
07-08 Detroit	62-0	764	92-165	.558	0-0	---	37-55	.673	87-148-235	29	141-1	24	39	82	221	3.6
<b>TOTALS</b>	<b>73-0</b>	<b>927</b>	<b>117-208</b>	<b>.563</b>	<b>2-6</b>	<b>.333</b>	<b>52-73</b>	<b>.712</b>	<b>105-171-276</b>	<b>35</b>	<b>167-1</b>	<b>29</b>	<b>52</b>	<b>97</b>	<b>288</b>	<b>3.9</b>

### NBA PLAYOFF RECORD

YEAR TEAM	G-GS	MIN	FGM-FGA	PCT	FG3-FG3A	PCT	FT-FTA	PCT	OFF-DEF-TOT	AST	PF-DQ	STL	TO	BS	PTS	AVG
07-08 Detroit	8-0	43	9-12	.750	0-1	.000	3-6	.500	3-10-13	1	7-0	0	2	3	21	2.6
<b>TOTALS</b>	<b>8-0</b>	<b>43</b>	<b>9-12</b>	<b>.750</b>	<b>0-1</b>	<b>.000</b>	<b>3-6</b>	<b>.500</b>	<b>3-10-13</b>	<b>1</b>	<b>7-0</b>	<b>0</b>	<b>2</b>	<b>3</b>	<b>21</b>	<b>2.6</b>

LEADERSHIP

PLAYERS

07-08 REVIEW

RECORDS

HISTORY

NBA

OVERTIME



# Jason MAXIELL

#54 • FORWARD



HEIGHT/WEIGHT: 6-7 / 260

NBA EXPERIENCE: 3 Years


BIRTHDATE: 2/18/83

BIRTHPLACE: Chicago, IL

HIGH SCHOOL: Newman Smith HS (Carrollton, TX)

COLLEGE: Cincinnati

DRAFTED: By Detroit, 26th overall in 2005




**2007-08:** Appeared in a career-high 82 games (seven starts), averaging career-highs in points (7.9), rebounds (5.3), assists (0.56), blocks (1.15) and minutes per game (21.5)...In seven games as a starter (Pistons 4-3 in those games), averaged 11.1 points (.536 FG, .750 FT), 6.3 rebounds, 1.57 blocks and 30.4 minutes per game...Appeared in 17 playoff games (six starts), averaging 5.6 points, 4.0 rebounds and 1.3 blocks in 21.8 minutes per game...Recorded a playoff career-high three blocks four times during the playoffs...Tied a playoff career-high 11 rebounds vs. Philadelphia (4/29) in the first round...Finished ninth in NBA Sixth Man of the Year voting...Among NBA league leaders, ranked 30th in blocks (1.15 bpg)...Led the Pistons bench players in scoring at 7.9 points per game...Ranked third among NBA bench players in rebounding (5.3 rpg) behind New York's David Lee (8.9 rpg) and Utah's Paul Millsap (5.6 rpg)...Led the team in scoring twice and rebounds 13 times...Scored 10-plus points 29 times and scored 20-plus points once...Grabbed 10-plus rebounds six times...Grabbed 5-plus rebounds 43 times compared to just 11 times a season ago...Recorded four double-doubles, giving him six total for his career...Scored a career-high 28 points (11-13 FG, 6-9 FT) and grabbed eight rebounds in 28 minutes vs. Washington (4/11)...Grabbed a season-high 14 rebounds in a season-high 44 minutes at Golden State (11/14)...Shot over 60% from the field in 37 games with the club tallying a record of 28-9 in those games...Blocked three or more shots on nine occasions, including a career-high six blocks vs. Golden State (12/16)...Shot a career-high 63.3% from the free throw line after shooting only 50.0% a season ago and just 42.6% his rookie year...Averaged 10.8 points and shot 60.6% (40-66 FG) from the field in nine games during the month of April, his best offensive month of the season.

**PRO CAREER:** **Drafted:** Selected by Detroit in the first round (#26 overall) of the 2005 NBA Draft. **Career Averages/Milestones:** In 175 career NBA games has compiled averages of 6.0 points on .517 shooting (394-762 FG) with 3.7 rebounds and 0.78 blocks in 16.4 minutes per game. **Year-By-Year Key Notes:** **2008-07 (Detroit):** Appeared in 67 games (eight starts), averaging 5.0 points, 2.8 rebounds, 0.9 blocks and 14.1 minutes per game...In eight games as a starter, averaged 8.8 points (.574 FG, .500 FT), 5.6 rebounds, 2.25 blocks and 26.3 minutes per game...Scored 10-plus points 15 times and grabbed 10-plus rebounds twice...Grabbed five-plus rebounds 11 times...Led the club in rebounds four times...Recorded two double-doubles [17 points/12 rebounds vs. Seattle (12/17); 19 points/15 rebounds at Milwaukee (3/25)]... Scored 19 points (9-13 FG, 1-3 FT) and grabbed a career-high 15 rebounds in 36 minutes at Milwaukee (3/25)...Shot over 60% from the field in 20 games with the club tallying a record of 15-5 in those games. **2005-06 (Detroit):** Appeared in 26 games, averaging 2.3 points, 1.1 rebounds and 0.20 blocks in 6.0 minutes per game...Scored 10-plus points once and grabbed 10-plus rebounds once...Led the club in rebounds

## JASON MAXIELL • PLAYERS

once...Scored 11 points (4-7 FG) and grabbed 12 rebounds in 27 minutes at Milwaukee (4/17)...Scored four points in 16 minutes at Toronto (4/14)...Scored five points (2-3 FG) in seven minutes at Atlanta (1/18)... DNP-CD 40 times...Spent 16 games on the inactive list.



**COLLEGE:** Earned All-Conference USA Second Team honors (2004 and 2005)...Earned Conference USA All-Tournament honors (2004)...Named Conference USA Sixth Man of the Year (2002)...Earned Conference USA All-Freshman Team honors (2002)...Finished his college career ranked 11th on Cincinnati's career scoring list with 1,566 points (13th in Conference USA history) and second on Cincinnati's career chart for blocked shots with 252 (4th in Conference USA history)...Played in 129 consecutive games, the second-longest streak in Bearcats' history, and started the last 77 contests he played...Ended his career with averages of 12.1 points, 7.0 rebounds and 1.9 blocks in 129 games...Led Conference USA in blocked shots (2.8 bpg) and ranked 18th in the nation as a senior...His 91 blocked shots were the second-highest Cincinnati single-season total in history...Led the Bearcats in scoring (13.6 ppg), rebounds (6.9 rpg) and blocked shots (2.1 bpg) during the regular season as a junior.

**PERSONAL:** Full name is Jason Dior Maxiell...Son of Patricia Maxiell...Like former teammate Ben Wallace, his favorite hobby is building model cars...Majored in social sciences...Active in the Detroit community, he assisted with several read-to-achieve and holiday events...Teamed with National City Bank to help raise awareness for breast cancer research in October 2007...Held a special billiards tournament in April 2008 with other Pistons players to raise funds for student educational programs in Detroit...Helped unveil the club's fifth reading and learning center -- this time at Children's Hospital in Detroit in April 2006.

### NBA REGULAR SEASON RECORD

YEAR TEAM	G-GS	MIN	FGM-FGA	PCT	FG3-FG3A	PCT	FT-FTA	PCT	OFF-DEF-TOT	AST	PF-DQ	STL	TO	BS	PTS	AVG
05-06 Detroit	26-0	159	23-54	.426	0-0	---	14-42	.333	12-16-28	3	14-0	4	11	5	60	2.3
06-07 Detroit	67-8	943	131-262	.500	0-0	---	72-137	.526	88-98-186	14	110-1	30	53	60	334	5.0
07-08 Detroit	82-7	1768	240-446	.538	0-1	.000	171-270	.633	177-256-433	46	183-1	21	71	94	651	7.9
<b>TOTALS</b>	<b>175-15</b>	<b>2870</b>	<b>394-762</b>	<b>.517</b>	<b>0-1</b>	<b>.000</b>	<b>257-449</b>	<b>.572</b>	<b>277-370-647</b>	<b>63</b>	<b>307-2</b>	<b>55</b>	<b>135</b>	<b>159</b>	<b>1045</b>	<b>6.0</b>

### NBA PLAYOFF RECORD

YEAR TEAM	G-GS	MIN	FGM-FGA	PCT	FG3-FG3A	PCT	FT-FTA	PCT	OFF-DEF-TOT	AST	PF-DQ	STL	TO	BS	PTS	AVG
06-07 Detroit	14-0	146	22-33	.667	0-1	.000	12-23	.522	11-22-33	2	21-0	4	7	9	56	4.0
07-08 Detroit	17-6	371	40-64	.625	0-0	---	15-32	.469	21-47-68	16	48-0	15	11	22	95	5.6
<b>TOTALS</b>	<b>31-6</b>	<b>517</b>	<b>62-97</b>	<b>.639</b>	<b>0-1</b>	<b>.000</b>	<b>27-55</b>	<b>.491</b>	<b>32-69-101</b>	<b>18</b>	<b>69-0</b>	<b>19</b>	<b>18</b>	<b>31</b>	<b>151</b>	<b>4.9</b>

LEADERSHIP

PLAYERS

07-08 REVIEW

RECORDS

HISTORY

NBA

OVERTIME




# Antonio McDYESS

#24 • FORWARD



**HEIGHT/WEIGHT:** 6-9 / 245  
**NBA EXPERIENCE:** 13 Years  
**BIRTHDATE:** 9/4/74  
**BIRTHPLACE:** Quitman, MS  
**HIGH SCHOOL:** Quitman Consolidated HS (Quitman, MS)  
**COLLEGE:** Alabama  
**DRAFTED:** By L.A. Clippers, 2nd overall in 1995  
**ACQUIRED:** Signed as a free agent (7/16/04)



**2007-08:** Appeared in 78 games (all starts), averaging 8.8 points (.488 FG, .622 FT), 8.5 rebounds, 1.1 assists, 0.78 steals and 0.68 blocks in 29.3 minutes per game...In 17 playoff games (11 starts), averaged 8.9 points, 7.4 rebounds and shot 54% (64-119 FG) from the field...Among NBA league leaders, ranked 23rd in rebounds (8.5 rpg)...Recorded his highest totals for points (683), rebounds (666) and minutes played (2,286) since the 2000-01 season playing with Denver...Led the Pistons in scoring three times and rebounds 43 times...Scored 10-plus points 34 times and 20-plus points once, including season-high 20-point performance vs. New York (11/21)...Grabbed 10-plus rebounds 33 times, 15-plus rebounds twice and recorded a team-high 16 double-doubles (most since the 2000-01 season)...Recorded four consecutive double-doubles (12/14 - 12/23), his most since recording four straight with Denver in 2001 (3/23-3/28/01)...Averaged 13.0 points (.565 FG) and 10.4 rebounds during those games in victories over Golden State, Boston, Memphis, Houston and New Jersey...Averaged 10.1 points and 9.8 rebounds during the clubs 11-game win streak from 12/14 through 1/4...Grabbed a season-high 17 rebounds in 39 minutes vs. San Antonio (3/14)...Shot 60.0% from the field or better in 21 games with Detroit compiling a record of 20-1 in those games...Tallied a season-high three blocks twice [vs. Atlanta (12/14) and vs. Philadelphia (3/12)]...Dished out a season-high five assists at Indiana (1/29)...Shot 51.9% from the field in home games compared to 45.3% in road games...In 11 games during the month of November, averaged 11.7 points and shot 59.2% from the field, his best offensive month of the season...Averaged 10.3 rebounds in 12 games during the month of February...Missed three games (11/14-11/18) with a left shoulder strain...DNP-Inactive List at Miami (4/7), as the team began to rest its starters for the playoff push.

**PRO CAREER:** Drafted Selected after sophomore season by L.A. Clippers in the first round (#2 overall) of 1995 NBA Draft. **Transactions:** Draft rights traded by Clippers, along with Randy Woods, to Denver for Rodney Rogers and draft rights to Brent Barry (1/28/95)...Traded by Denver to Phoenix for a minimum of three first-round draft choices and two second-round draft choices (10/1/97)...Signed as free agent by Denver (1/22/99)...Traded by Denver, with draft rights to guard Frank Williams and a 2003 second-round draft choice, to New York for Marcus Camby, Mark Jackson and the draft rights to Maybyner Hilario (7/26/02)...Traded by New York, with Howard Eisley, Charlie Ward, Maciej Lampe, the draft rights to Milos Vujanic, two first-round draft picks and cash to Phoenix for Stephon Marbury, Anfernee Hardaway and Cezary Trybanski (1/5/04)...Signed as free agent with Detroit (7/16/04). **Honors:** Named to NBA All-Rookie First Team (1996) and All-NBA Third Team (1999)...NBA All-Star in 2001...Two-time NBA Player of the Week (12/3/00 and 2/28/99)...Gold medal winner with U.S. squad at 2000 Sydney Olympics. **Career Averages/Milestones:** Has NBA career averages of 13.4 points, 7.7 rebounds and 1.3 assists in 803 games...Averaged 20-plus points and 10-plus rebounds twice for Nuggets (1998-99 and 2000-01)...On all-time (ABA-NBA) Nuggets career lists, ranks ninth in points (6,555), ninth in rebounds (3,231) and fifth in blocks (604)...Has authored three 40-plus scoring games, seven 20-plus rebound games and four 20-20 games...Has scored in double figures in 526 of his 802 career games (65.6%), including 90 consecutive from 4/19/98-1/28/00. **Year-by-Year Key Notes:** 2006-07 (Detroit): Appeared in a career-high 82 games (three

## ANTONIO McDYESS • PLAYERS



starts) for the second consecutive season, averaging 8.1 points (.526 FG, .691 FT), 6.0 rebounds, 0.89 assists, 0.74 steals and 0.79 blocks in 21.1 minutes per game...Played all 82 regular-season games for the second time in his career, the most in previous seasons was 81 games with Denver during the 1999-2000 season...Led the Pistons bench in scoring (8.1 ppg) and rebounds (6.0 rpg)...Averaged 9.4 points (507) and shot 57.8% (215-372 FG) from the field in 53 games after the NBA went back to the traditional leather ball on 1/1 - averaged just 5.4 points and shot 41.1% (69-168 FG) from the field in 29 games to begin the season with the synthetic ball. **2005-06 (Detroit):** Appeared in a career-high 82 games, averaging 7.8 points (.509 FG, .557 FT), 5.3 rebounds, 1.1 assists, 0.56 steals and 0.59 blocks in 21.1 minutes per game...Finished fourth in NBA Sixth Man of the Year voting...Led the Pistons bench scoring (7.8 ppg) and rebounds (5.3 rpg). **2004-05 (Detroit):** Appeared in 77 games (eight starts), averaging 9.6 points (.513 FG, .656 FT), 6.3 rebounds, 0.9 assists, 0.59 steals and 0.68 blocks in 23.3 minutes per game...Saw action in 25 playoff games, averaging 8.0 points and 5.9 rebounds in 19.8 minutes per game...Among NBA regular season leaders, ranked 13th in field goal percentage (.513)...Finished seventh in NBA Sixth Man of the Year voting...Led the Pistons bench, scoring at 9.6 points per game. **2003-04 (New York and Phoenix):** Averaged 5.8 points and 5.8 rebounds in 21.1 minutes with the Suns (24 games) after averaging 8.4 points and 6.6 rebounds in 23.4 minutes with New York (18 games)...Emerging as a late season force for the Suns and played his best basketball since undergoing three left knee surgeries during a 19-month span (Oct. 2001-April 2003). **2002-03 (New York):** In the third game of the preseason (10/12), suffered a fractured left kneecap (patella) with 1:55 left vs. Phoenix...Placed on the injured list (fractured left patella) (10/28), and remained on the list for the entire season...Underwent CAT scan on fractured kneecap (4/16)...Underwent successful surgery to add additional bone graft to fractured left patella at the Mayo Clinic in Rochester, MN (4/22). **2001-02 (Denver):** Played in only 10 games following preseason knee injury averaging 11.3 points, 5.5 rebounds and 23.6 minutes...Suffered partially torn patella tendon, left knee (10/4)...Underwent surgery (partial tear, patella tendon, left knee) (10/12); also underwent arthroscopic surgery on right knee to clean out loose bodies...Placed on the injured list on 10/29, and missed the season's first 54 games...Activated from the injured list on 3/1...Placed back on the injured list on 3/21 (inflammation, left knee), and remained on list for the rest of the season, missing a total of 72 games due to knee injury. **2000-01 (Denver):** Averaged 20.8 points, a career-high 12.1 rebounds, 1.46 blocks and 36.5 minutes in 70 games (all starts)...Ranked fifth in NBA in rebounding...One of only six players to average 20-plus points and 10-plus rebounds (O'Neal, Duncan,

Continued on page 55

### NBA REGULAR SEASON RECORD

YEAR TEAM	G-GS	MIN	FGM-FGA	PCT	FG3-FG3A	PCT	FT-FTA	PCT	OFF-DEF-TOT	AST	PF-DQ	STL	TO	BS	PTS	AVG
95-96 Denver	76-75	2280	427-881	.485	0-4	.000	166-243	.683	229-343-572	75	250-4	54	154	114	1020	13.4
96-97 Denver	74-73	2565	536-1157	.463	6-35	.171	274-387	.708	155-382-537	106	276-9	62	199	126	1352	18.3
97-98 Phoenix	81-81	2441	497-927	.536	0-2	.000	231-329	.702	206-407-613	106	292-6	100	142	135	1225	15.1
98-99 Denver	50-50	1937	415-882	.471	1-9	.111	230-338	.680	168-369-537	82	175-5	73	138	115	1061	21.2
99-00 Denver	81-81	2698	614-1211	.507	0-2	.000	323-516	.626	234-451-685	159	316-12	69	230	139	1551	19.1
00-01 Denver	70-70	2555	577-1165	.495	0-0	---	304-434	.700	240-605-845	146	220-2	43	162	102	1458	20.8
01-02 Denver	10-10	236	43-75	.573	0-0	---	27-33	.818	18-37-55	18	20-0	10	20	8	113	11.3
03-04 N.Y.-Pho.	42-20	927	126-268	.470	0-0	---	38-69	.551	70-187-257	36	117-5	37	57	24	290	6.9
04-05 Detroit	77-8	1797	307-598	.513	0-1	.000	126-192	.656	177-305-482	71	204-3	46	93	52	740	9.6
05-06 Detroit	82-0	1733	285-560	.509	0-2	.000	68-122	.557	156-280-436	90	220-0	46	76	48	638	7.8
06-07 Detroit	82-3	1729	284-540	.526	0-0	---	96-139	.691	165-331-496	72	240-1	61	75	65	664	8.1
07-08 Detroit	78-78	2285	293-600	.488	0-2	.000	97-156	.622	204-462-666	89	246-4	61	75	53	683	8.8
<b>TOTALS</b>	<b>803-549</b>	<b>23183</b>	<b>4404-8864</b>	<b>.497</b>	<b>7-57</b>	<b>.123</b>	<b>1980-2958</b>	<b>.669</b>	<b>2022-4159-6181</b>	<b>1050</b>	<b>2576-51</b>	<b>662</b>	<b>1421</b>	<b>981</b>	<b>10795</b>	<b>13.4</b>

### NBA PLAYOFF RECORD

YEAR TEAM	G-GS	MIN	FGM-FGA	PCT	FG3-FG3A	PCT	FT-FTA	PCT	OFF-DEF-TOT	AST	PF-DQ	STL	TO	BS	PTS	AVG
97-98 Phoenix	4-4	147	31-65	.477	0-0	---	9-14	.643	18-35-53	4	12-0	2	5	6	71	17.8
04-05 Detroit	25-0	494	88-181	.486	0-0	---	25-36	.694	46-101-147	19	78-0	14	25	23	201	8.0
05-06 Detroit	18-0	370	57-102	.559	0-1	.000	23-42	.548	39-70-109	11	54-0	8	14	13	137	7.6
06-07 Detroit	16-0	354	37-106	.349	0-2	.000	19-26	.731	41-72-113	18	55-1	11	17	15	93	5.8
07-08 Detroit	17-11	468	64-119	.538	0-0	---	23-28	.821	48-78-126	16	65-2	10	20	8	151	8.9
<b>TOTALS</b>	<b>80-15</b>	<b>1833</b>	<b>277-573</b>	<b>.483</b>	<b>0-3</b>	<b>.000</b>	<b>99-146</b>	<b>.678</b>	<b>192-356-548</b>	<b>68</b>	<b>264-3</b>	<b>45</b>	<b>81</b>	<b>65</b>	<b>653</b>	<b>8.2</b>

### NBA FINALS RECORD

YEAR TEAM	G-GS	MIN	FGM-FGA	PCT	FG3-FG3A	PCT	FT-FTA	PCT	OFF-DEF-TOT	AST	PF-DQ	STL	TO	BS	PTS	AVG
04-05 Detroit	7-0	153	33-65	.508	0-0	---	5-9	.556	18-33-51	7	22-0	6	10	8	71	10.1
<b>TOTALS</b>	<b>7-0</b>	<b>153</b>	<b>33-65</b>	<b>.508</b>	<b>0-0</b>	<b>---</b>	<b>5-9</b>	<b>.556</b>	<b>18-33-51</b>	<b>7</b>	<b>22-0</b>	<b>6</b>	<b>10</b>	<b>8</b>	<b>71</b>	<b>10.1</b>

LEADERSHIP

PLAYERS

07-08 REVIEW

RECORDS

HISTORY

NBA

OVERTIME



# Tayshaun PRINCE

#22 • FORWARD

HEIGHT/WEIGHT: 6-9 / 215

NBA EXPERIENCE: 6 Years

BIRTHDATE: 2/28/80

BIRTHPLACE: Compton, CA

HIGH SCHOOL: Dominguez HS (Compton, CA)

COLLEGE: Kentucky


DRAFTED: By Detroit, 23rd overall in 2002



**2007-08:** Appeared in 82 games (all starts) averaging 13.2 points (.448 FG, .363 3FG, .768 FT), 4.9 rebounds and a career-high 3.3 assists in 32.9 minutes per game... In 17 playoff games (all starts) averaged 13.8 points, 5.5 rebounds, 3.2 assists and 39.5 minutes per game... Made a game-saving block on Hedo Turkoglu in Game 5 of the second round vs. Orlando (5/13)... Was named NBA All-Defensive Second Team for the fourth consecutive season... Among NBA league leaders ranked 20th in assist-to-turnover ratio (2.95-to-1)... Was the only Pistons player to start all 82 regular-season games... Recorded his fourth consecutive season with 1,000-plus points (1,080)... Led the team in scoring 17 times, rebounds 10 times and assists nine times... Ranked third on the team in scoring (13.2 ppg) and fourth in rebounds (4.9 rpg)... Scored 10-plus points 57 times, 20-plus points 15 times (Pistons 13-2 in those games) and 30-plus points once (has scored 30-plus points five times in his six-year career)... Grabbed 10-plus rebounds four times, including a career-high-tying 12 rebounds on opening night at Miami (11/1)... Recorded four double-doubles [3 points/rebounds, 1 points/assists]... Recorded five-plus assists 23 times, including a career-high 10 assists at L.A. Clippers (3/1)... Scored a career-high 34 points (13-23 FG, 1-4 3FG, 7-7 FT) in 44 minutes at Miami (11/1)... Scored in double-figures in 10 straight games (3/7 - 3/26), his longest stretch of the season, averaging 15.0 points, 4.6 rebounds, 4.5 assists and 36.7 minutes... Recorded a season-high two blocked shots three times [at Atlanta (12/4), at Charlotte (1/12) and at Atlanta (2/12)]... Played a season-high 44 minutes at Miami (11/1)... Played in all 82 regular-season games for the fifth consecutive season... Has an active consecutive games played streak of 412 games - second to only Andre Miller (448)... Has an active consecutive games started streak of 353 games - which leads the NBA... Shot 44.0% (33-75 3FG) from three-point range in home games compared to just 28.2% (20-71 3FG) in road games... Averaged 15.3 points and shot 52.5% from the field in 14 games during November, his best offensive month of the season... Scored his 5,000th career NBA point at Charlotte (1/12)... Played his 400th career NBA game at Indiana (12/29).

**PRO CAREER:** **Drafted:** Selected by Detroit in the first round (23rd overall) of the 2002 NBA Draft. **Transactions:** Re-signed to a multi-year contract extension by Detroit (10/31/05). **Honors:** Was selected to the USA Senior National Team that recorded a 10-0 record and won the gold medal at the FIBA Americas Championship in 2007 and went 8-0 to win the gold medal at the 2008 Olympic Games in Beijing, China... Averaged 4.3 points, 1.9 rebounds and 11.0 minutes in eight games during the 2008 Olympic Games... Named to NBA All-Defensive Second Team (2005, 2006, 2007 and 2008)... Member of Detroit's 2004 NBA Championship Team. **Career Averages/Milestones:** Ended the 2007-08 NBA season with career averages of 12.4 points, 4.5 rebounds, 0.62 blocks and 32.7 minutes in 452 games... Has played in every Pistons regular-season (412 straight) and playoff game (97 straight) over the last five-plus seasons. **Year-By-Year Key Notes:** **2006-07 (Detroit):** Appeared in 82 games (all starts) averaging 14.3 points (.460 FG, career-high .386 3FG, .768 FT), 5.2 rebounds, 2.8 assists and 0.67 blocks in 36.6 minutes per game... Recorded his third consecutive season with 1,000-plus points (1,171)... Led the team in scoring 12 times, assists six times and rebounds seven times... Ranked third on the team in scoring (14.3 ppg) and fourth in rebounds (5.2 rpg)... Scored 10-plus points 61 times, 20-plus points

## TAYSHAUN PRINCE • PLAYERS



14 times (Pistons 12-2 in those games) and 30-plus points four times (only scored 30-plus points once prior to this season)... Grabbed 10-plus rebounds five times, including a career-high-tying 12 rebounds vs. Milwaukee (2/2)... Recorded five double-doubles [points/rebounds]... Tallied a career-high nine assists vs. New Jersey (3/30)... Made a single-season career-high 81 three-point field goals, including a career-high six in one game vs. New York (12/1)... Scored in double-figures in 14 straight games (11/10-12/7), his longest stretch of the season, averaging 18.9 points, 5.9 rebounds, 2.6 assists and 37.1 minutes. **2005-06 (Detroit):** Appeared in 82 games (all starts) averaging 14.1 points (.455 FG, .350 3FG, .765 FT), 4.2 rebounds, 2.3 assists and 0.48 blocks in 35.3 minutes per game... In 18 playoff games (all starts), averaged 16.4 points, 5.7 rebounds, 3.0 assists and 41.4 minutes... Scored a playoff career-high 29 points (11-17 FG) in Game 5 of the Eastern Conference Finals vs. Miami (5/31)... Played a career-high 55 minutes vs. Washington (11/25). **2004-05 (Detroit):** Appeared in 82 games (all starts), averaging career highs in points (14.7) (career-high .487 FG, .341 3FG, career-high .807 FT), rebounds (5.3), assists (3.0), blocks (0.87) and minutes (37.1)... Started all 25 playoff games for the club, averaging 13.4 points, 6.3 rebounds, 3.3 assists and 1.04 steals in 40.9 minutes per game... Ranked fifth among small forwards in field goal percentage... Finished third in the NBA's Most Improved Award voting, improving in almost every statistical category - including points, rebounds, assists, field goal percentage, free throw percentage and minutes played... Recorded his first 1,000-point season and finished with 1,206 total points... Scored in double-figures in 20 straight games (3/14 through 4/20), his longest stretch of the season... Scored 31 points (13-19 FG, 0-1 3FG, 5-6 FT) at Atlanta (3/14)... Recorded a career-high-tying four blocked shots twice (12/27 vs. New Jersey and 2/5 at New Jersey)... Recorded career highs in free throws made (10) and attempted (11) vs. Golden State (3/9). **2003-04 (Detroit):** Appeared in 82 games (80 starts), averaging 10.3 points (.467 FG, .363 3FG, .766 FT), 4.8 rebounds, 2.3 assists, 0.77 steals, 0.84 blocks and 32.9 minutes... Averaged 9.9 points, 6.0 rebounds, 2.3 assists, 1.09 steals, 1.35 blocks and 34.6 minutes in 23 playoff games (all starts)... Recorded a playoff career-high-tying four blocks three times, including the spectacular game-saving block of a Reggie Miller break away lay-up in Game 2 of the Eastern Conference Finals vs. Indiana... Ranked 3rd among second-year forwards in scoring and 1st in field goal percentage... Dished out a career-high seven assists twice (11/28 vs. Cleveland and 1/13 at Chicago)... Recorded a career-high four blocked shots twice (11/23 vs. New Orleans and 12/9 vs. Philadelphia)... Was a starter for the sophomore team during the got milk? Rookie Challenge at NBA All-Star 2004, scoring 18 points (7-10 FG, 3-4 3FG, 1-2 FT) with four rebounds, three assists and one steal in 27 minutes (2/13). **2002-03 (Detroit):** Appeared in 42 games (five starts) averaging 3.3 points, 1.1 rebounds, 0.6 assists and 10.4 minutes... Scored 10-plus points six times... Appeared in 15 playoff games, averaging 9.4 points, 3.8 rebounds, 1.5 assists and 25.5 minutes... Scored game-tying bucket vs. Philadelphia

Continued on page 55

### NBA REGULAR SEASON RECORD

YEAR TEAM	G-GS	MIN	FGM-FGA	PCT	FG3-FG3A	PCT	FT-FTA	PCT	OFF-DEF-TOT	AST	PF-DQ	STL	TO	BS	PTS	AVG
02-03 Detroit	42-5	435	53-118	.449	20-47	.426	11-17	.647	5-40-45	24	25-0	10	21	14	137	3.3
03-04 Detroit	82-80	2701	338-723	.467	57-157	.363	108-141	.766	93-297-390	191	149-0	63	119	69	841	10.3
04-05 Detroit	82-82	3039	469-963	.487	47-138	.341	221-274	.807	133-302-435	247	161-1	56	135	71	1206	14.7
05-06 Detroit	82-82	2898	455-999	.455	64-183	.350	182-238	.765	104-242-346	186	96-1	62	91	39	1156	14.1
06-07 Detroit	82-82	3001	459-997	.460	81-210	.386	172-224	.768	144-285-429	227	116-0	51	98	55	1171	14.3
07-08 Detroit	82-82	2694	421-940	.448	53-146	.363	185-241	.768	109-289-398	268	90-0	42	91	33	1080	13.2
<b>TOTALS</b>	<b>452-413</b>	<b>14768</b>	<b>2195-4740</b>	<b>.463</b>	<b>322-881</b>	<b>.365</b>	<b>879-1135</b>	<b>.774</b>	<b>588-1455-2043</b>	<b>1143</b>	<b>637-2</b>	<b>284</b>	<b>555</b>	<b>281</b>	<b>5591</b>	<b>12.4</b>

### NBA PLAYOFF RECORD

YEAR TEAM	G-GS	MIN	FGM-FGA	PCT	FG3-FG3A	PCT	FT-FTA	PCT	OFF-DEF-TOT	AST	PF-DQ	STL	TO	BS	PTS	AVG
02-03 Detroit	15-3	382	49-115	.426	14-48	.292	29-38	.763	11-46-57	23	20-0	8	16	13	141	9.4
03-04 Detroit	23-23	795	87-212	.410	13-49	.265	41-55	.745	41-96-137	53	61-1	25	19	31	228	9.9
04-05 Detroit	25-25	1023	133-307	.433	22-60	.367	48-60	.800	56-102-158	83	50-0	26	37	9	336	13.4
05-06 Detroit	18-18	745	106-231	.459	21-46	.457	63-76	.829	43-59-102	54	23-0	12	31	15	296	16.4
06-07 Detroit	16-16	665	83-200	.415	18-44	.409	41-54	.759	27-76-103	60	30-0	15	30	5	225	14.1
07-08 Detroit	17-17	671	100-208	.481	8-25	.320	27-34	.794	32-62-94	55	30-0	14	32	8	235	13.8
<b>TOTALS</b>	<b>114-102</b>	<b>4281</b>	<b>558-1273</b>	<b>.438</b>	<b>96-272</b>	<b>.353</b>	<b>249-317</b>	<b>.785</b>	<b>210-441-651</b>	<b>328</b>	<b>214-1</b>	<b>100</b>	<b>165</b>	<b>81</b>	<b>1461</b>	<b>12.8</b>

### NBA FINALS RECORD

YEAR TEAM	G-GS	MIN	FGM-FGA	PCT	FG3-FG3A	PCT	FT-FTA	PCT	OFF-DEF-TOT	AST	PF-DQ	STL	TO	BS	PTS	AVG
03-04 Detroit	5-5	196	21-54	.389	3-16	.188	5-11	.455	15-19-34	10	9-0	9	2	2	50	10.0
04-05 Detroit	7-7	274	29-76	.382	1-9	.111	12-14	.857	12-22-34	18	15-0	10	8	4	71	10.1
<b>TOTALS</b>	<b>12-12</b>	<b>470</b>	<b>50-130</b>	<b>.385</b>	<b>4-25</b>	<b>.160</b>	<b>17-25</b>	<b>.680</b>	<b>27-41-68</b>	<b>28</b>	<b>24-0</b>	<b>19</b>	<b>10</b>	<b>6</b>	<b>121</b>	<b>10.1</b>

LEADERSHIP

PLAYERS

07-08 REVIEW

RECORDS

HISTORY

NBA

OVERTIME




# Rodney STUCKEY

#3 • GUARD



**HEIGHT/WEIGHT:** 6-5 / 205  
**NBA EXPERIENCE:** 1 Year  
**BIRTHDATE:** 4/21/86  
**BIRTHPLACE:** Seattle, WA  
**HIGH SCHOOL:** Kentwood HS (Kent, WA)  
**COLLEGE:** Eastern Washington  
**DRAFTED:** By Detroit, 15th overall in 2007




**2007-08:** Appeared in 57 games (two starts), averaging 7.6 points, 2.3 rebounds and 2.8 assists in 19.0 minutes per game... In two starts – Pistons 2-0 in those games – averaged 18.0 points, 3.5 rebounds, 4.5 assists and 28.5 minutes per game... Saw action in 17 playoff games (two starts), averaging 8.2 points, 1.9 rebounds and 3.4 assists in 22.4 minutes per game... Averaged 10.5 points and 4.5 assists in two playoff games as a starter... Recorded playoff career-highs in points (19) and minutes (34) at Orlando (5/7) in the second round... Missed the first 25 games of the season after suffering a broken left hand in the club's final preseason game vs. Washington (10/24)... Made his NBA debut vs. Memphis (12/21)... Scored 10-plus points 20 times and 20-plus points once... Led the team in scoring on four occasions and assists three times... Dished out 5-plus assists 11 times with the team recording a 10-1 record in those games... Scored a career-high 27 points (7-14 FG, 1-1 3FG, 12-13 FT) in 33 minutes at Minnesota (4/1)... Dished out a career-high nine assists vs. New Jersey (4/4)... Played a season-high 31 minutes at Toronto (3/26)... Played 20-plus minutes in 23 games – Pistons 18-5 in those games – averaging 11.5 points, 2.8 rebounds, 4.0 assists and 25.6 minutes per game... Shot 50.0% or better from the field in 23 of his 57 games played... Scored in double-figures in five straight games (4/1 – 4/9), his longest stretch of the season, averaging 16.4 points, 3.0 rebounds, 5.0 assists and 28.8 minutes... Averaged 14.0 points in nine games during the month of April, his best offensive month of the season.

**PRO CAREER:** **Drafted:** Selected after sophomore year by Detroit in first round (#15 overall) of 2007 NBA Draft. **Career Averages/Milestones:** In 57 career NBA games has averages of 7.6 points on .401 (153-382 FG) shooting with 2.3 rebounds and 2.8 assists in 19.0 minutes per game... Became the third Pistons rookie to start a playoff game at Orlando (5/10) joining Joe Dumars and Tayshaun Prince.

**COLLEGE CAREER:** **Honors:** Named Honorable Mention All-America by *The Associated Press* and earned All-Big Sky Conference honors in both 2005-06 and 2006-07... Named Big Sky Conference Most Valuable Player as a freshman in 2005-06. **Year-By-Year Key Notes:** Ended his career ranked fourth all-time in Eastern Washington history in scoring with 1,438 points... Holds the highest career scoring average in school history (24.3 ppg) and ranks fourth in assists average (4.8 apg), fourth in steals (137) and fifth in free throw percentage (.806)... Scored 20-plus points 41 times and surpassed the 30-point mark 15 times... Sat out the 2004-05 season at Eastern Washington while establishing academic eligibility. **2006-07 (Sophomore):** Led the Big Sky Conference and ranked seventh in the nation in scoring (24.6 ppg), a single-season school record... Also broke his own school records for free throws made (215) and attempted (254) in a season... Ranked second in the conference in assists (5.5 apg) and steals

## RODNEY STUCKEY • PLAYERS

(2.5 spg)... Scored 30-plus points nine times... Recorded season-highs of 36 points and eight rebounds vs. Portland State... Registered three double-doubles, including a 29-point/10-rebound performance at Weber State... Shot 15-for-16 from the free throw line on his way to a 31-point performance at Sacramento State... Tallied 31 points and grabbed six rebounds at Washington... Scored 25 points at UNLV, a team that reached the NCAA Sweet Sixteen. **2005-06 (Freshman):** Led the Big Sky Conference and ranked eighth in the nation in scoring (24.2 ppg)... Set school single-season record for points (726), field goals made (250) and field goals attempted (510)... Scored 30-plus points six times... Scored a school-record 45 points on 15-for-21 shooting at Northern Arizona... Sank six three-point field goals in scoring 34 points at Boise State... Recorded 20 points and grabbed seven rebounds vs. Gonzaga... Posted a double-double with 14 points and a season-high 10 points in his college debut vs. Pacific Lutheran... Tallied 38 points vs. Portland State in the first game of the Big Sky Conference Tournament.



**PERSONAL:** Full name is Rodney Norvell Stuckey... Son of Faye Stuckey... Has four brothers and two sisters... Nickname is "Hot Rod"... Majored in interdisciplinary studies/criminal justice... Favorite athlete is listed as Dwyane Wade... Active in the Pistons' community relations efforts, took part in annual trip to Children's Hospital in Detroit to sign autographs and lift spirits of youngsters suffering from an assortment of ailments... Teamed with fellow rookie Arron Afflalo to provide 25 tickets to each Pistons home game last season donated to charities in the metro Detroit area.

### NBA REGULAR SEASON RECORD

YEAR TEAM	G-GS	MIN	FGM-FGA	PCT	FG3-FG3A	PCT	FT-FTA	PCT	OFF-DEF-TOT	AST	PF-DQ	STL	TO	BS	PTS	AVG
07-08 Detroit	57-2	1081	153-382	.401	3-16	.188	127-156	.814	32-97-129	160	113-0	49	78	6	436	7.6
<b>TOTALS</b>	<b>57-2</b>	<b>1081</b>	<b>153-382</b>	<b>.401</b>	<b>3-16</b>	<b>.188</b>	<b>127-156</b>	<b>.814</b>	<b>32-97-129</b>	<b>160</b>	<b>113-0</b>	<b>49</b>	<b>78</b>	<b>6</b>	<b>436</b>	<b>7.6</b>

### NBA PLAYOFF RECORD

YEAR TEAM	G-GS	MIN	FGM-FGA	PCT	FG3-FG3A	PCT	FT-FTA	PCT	OFF-DEF-TOT	AST	PF-DQ	STL	TO	BS	PTS	AVG
07-08 Detroit	17-2	380	43-116	.371	2-7	.286	51-58	.879	11-21-32	58	35-0	18	23	2	139	8.2
<b>TOTALS</b>	<b>17-2</b>	<b>380</b>	<b>43-116</b>	<b>.371</b>	<b>2-7</b>	<b>.286</b>	<b>51-58</b>	<b>.879</b>	<b>11-21-32</b>	<b>58</b>	<b>35-0</b>	<b>18</b>	<b>23</b>	<b>2</b>	<b>139</b>	<b>8.2</b>



LEADERSHIP

PLAYERS

07-08 REVIEW

RECORDS

HISTORY

NBA

OVERTIME



# Rasheed WALLACE

#30 • F/C

HEIGHT/WEIGHT: 6-11 / 230

NBA EXPERIENCE: 13 Years

BIRTHDATE: 9/17/74


BIRTHPLACE: Philadelphia, PA

HIGH SCHOOL: Simon Gratz HS (Philadelphia, PA)

COLLEGE: North Carolina

DRAFTED: By Washington, 4th overall in 1995


ACQUIRED: From Atlanta (2/19/04)



**2007-08:** Appeared in 77 games (76 starts), averaging 12.7 points (.432 FG, .356 3FG, .767 FT), 6.6 rebounds, 1.8 assists and 1.68 blocks in 30.5 minutes per game... Averaged 13.2 points, 6.4 rebounds, 1.6 assists and 34.4 minutes per game in 17 playoff games (all starts)... Scored his 2000th career postseason point and tied a playoff career-high and franchise record with seven blocks vs. Philadelphia (4/20) in the first round... Made a playoff career-high six three-point field goals at Boston (5/28) in the Eastern Conference Finals... Among NBA leaders, ranked T-10th in blocked shots (1.68 bpg), 39th in steals (1.2 spg) and 40th in rebounds (6.6 rpg)... Only player in NBA history to record 100 blocks and 100 three-point field goals made in multiple seasons (four times)... Ranked second among players 6-11 or taller in three-point field goals made with 112 (Trailing only Mehmet Okur - Utah - 114)... Made two or more three-pointers in a game 32 times during the year, including a season-high five four times [at Toronto (1/4), at Milwaukee (2/20), vs. Denver (3/18) and vs. Phoenix (3/24)]... Shot 50% or better from the three-point line on 28 occasions with the club recording a 22-6 record in those games... Shot 38.0% from the three-point line in Pistons victories compared to 30.9% in losses... Became one of three players in franchise history to block at least 100 shots in four consecutive seasons (Ben Wallace, Terry Tyler)... Led the Pistons in scoring 12 times, rebounds 16 times and assists once... Scored 10-plus points 47 times, 20-plus points 14 times and 30-plus points once... Grabbed 10-plus rebounds 12 times and 15-plus rebounds twice... Recorded 10 double-doubles (Pistons 8-2 in those games)... Recorded four-plus blocks on six occasions, including a season-high five vs. Minnesota (4/15)... Recorded at least one block in all but 14 games during the year... Joins Shaquille O'Neal, Kevin Garnett and Tim Duncan as the only active NBA players with over 12,000 points, 5,000 rebounds, 1,500 assists and 1,000 blocks in their career... Enjoyed his best scoring month of the season in February, averaging 15.3 points (.457 FG, .415 3FG) in 12 games... Scored a season-high 36 points (12-24 FG, 3-7 3FG, 9-11 FT) in 42 minutes at Chicago (11/8)... Grabbed a season-high 15 rebounds twice [at San Antonio (1/10) and at Orlando (1/21)]... Missed four games while on the inactive list with a sore left knee (11/23 and 11/25) and sprained left ankle (3/7 and 3/9)... DNP-Inactive List once.

**PRO CAREER:** **Drafted:** Selected by Washington in first round (#4 overall) in 1995 NBA Draft. **Transactions:** Traded to Portland from Washington along with Mitchell Butler for Rod Strickland and Harvey Grant (7/15/96)... Traded to Atlanta with Wesley Person from Portland for Shareef Abdur-Rahim, Theo Ratliff and Dan Dickau (2/9/04)... Traded in a three-team deal to the Detroit Pistons along with Mike James from the Boston Celtics that sent Chucky Atkins, Lindsey Hunter and the Pistons' 2004 first-round pick to the Celtics and Bobby Sura, Zeljko Rebraca, Chris Mills and a 2004 first-round pick to the Atlanta Hawks (2/19/04). **Honors:** Named to NBA All-Rookie Second Team (1996)... Named to the NBA Western Conference All-Star Team (2000 and 2001) and the Eastern Conference All-Star Team (2006, 2008)... Named NBA Player of the Week (3/2/03)... Member of Detroit's 2004 NBA Championship Team... Named NBA Community Assist Award winner (2/05 and 4/06). **Career Averages:** In 943 career NBA games (880 starts) has averages of 15.2 points on .474 (5,697-12,017 FG) shooting with 6.9 rebounds, 1.9 assists and 1.37 blocks in 33.9 minutes per game... Became the fifth player in

## RASHEED WALLACE • PLAYERS



NBA history to score 20-plus points in a game for three different teams in one season (Max Zaslofsky, 1953-54; Mack Calvin, 1976-77; Tom Gugliotta, 1994-95 and Sam Cassell, 1996-97) when he scored 27 points as a Piston at Utah (3/1/04)... Played seven and a half seasons with Portland, ranking in the Top-10 in 14 different career franchise statistical categories - among the most significant: 2nd in blocked shots (738), 7th in scoring (9,421), 7th in games played (566) and 5th in three-point field goals made (392). **Year-By-Year Key Notes:** **2006-07 (Detroit):** Appeared in 75 games (72 starts), averaging 12.3 points (.423 FG, .351 3FG, .788 FT), 7.2 rebounds, 1.7 assists and 1.57 blocks in 32.3 minutes per game... Only player in NBA history to record 100 blocks and 100 three-point field goals made in multiple seasons (three times)... Ranked second among players 6-11 or taller in three-point field goals made with 104 (Trailing only Mehmet Okur - Utah - 127)... Became one of four players in franchise history to block at least 100 shots in three consecutive seasons (Ben Wallace, Terry Tyler and John Salley). **2005-06 (Detroit):** Appeared in 80 games (all starts), averaging 15.1 points (.430 FG, .357 3FG, .743 FT), 6.8 rebounds, 2.3 assists and 1.62 blocks in 34.6 minutes per game... In 18 playoff games (all starts), averaged 14.1 points, 6.3 rebounds and 34.9 minutes... Ranked first in the NBA among players 6-11 or taller in three-pointers made (ahead of Dirk Nowitzki, Raef LaFrentz, Mehmet Okur, Troy Murphy)... Made a single-season career-high 155 three point field goals... Teamed with Ben Wallace for the second straight season to become one of three duos in Pistons' history to each block 100-plus shots in a season [Oliver Miller/Mark West (1994-95) and Terry Tyler/Bill Laimbeer (1982-83)]. **2004-05 (Detroit):** Appeared in 79 games (79 starts), averaging 14.5 points (.440 FG, .318 3FG, .697 FT), 8.2 rebounds, 1.8 assists and 1.46 blocks in 34.0 minutes per game... Started all 25 Pistons playoff games, averaging 13.6 points, 6.9 rebounds and 1.8 blocks in 33.0 minutes... Teamed with Ben Wallace to become the third duo of Pistons' big men to each block 100-plus shots in a season [Oliver Miller/Mark West (1994-95) and Terry Tyler/Bill Laimbeer (1982-83)]. **2003-04 (Portland, Atlanta, Detroit):** Appeared in

Continued on page 56

### NBA REGULAR SEASON RECORD

YEAR TEAM	G-GS	MIN	FGM-FGA	PCT	FG3-FG3A	PCT	FT-FTA	PCT	OFF-DEF-TOT	AST	PF-DQ	STL	TO	BS	PTS	AVG
95-96 Washington	65-51	1788	275-565	.487	27-82	.329	78-120	.650	93-210-303	85	206-4	42	103	54	655	10.1
96-97 Portland	62-56	1892	380-681	.558	9-33	.273	169-265	.638	122-297-419	74	198-1	48	114	59	938	15.1
97-98 Portland	77-77	2896	466-875	.533	8-39	.205	184-278	.662	132-346-478	195	268-6	75	167	88	1124	14.6
98-99 Portland	49-18	1414	242-476	.508	13-31	.419	131-179	.732	57-184-241	60	175-6	48	80	54	628	12.8
99-00 Portland	81-77	2845	542-1045	.519	8-50	.160	233-331	.704	129-437-566	142	216-2	87	157	107	1325	16.4
00-01 Portland	77-75	2940	590-1178	.501	52-162	.321	245-320	.766	147-455-602	212	206-2	90	158	135	1477	19.2
01-02 Portland	79-79	2963	603-1287	.469	114-317	.360	201-274	.734	136-509-645	152	212-0	101	131	101	1521	19.3
02-03 Portland	74-74	2684	515-1094	.471	110-307	.358	200-272	.735	113-435-548	153	223-2	70	140	77	1340	18.1
03-04 Por.-Atl.-Det.	68-66	2390	425-974	.436	82-248	.331	156-212	.736	102-357-459	156	190-1	61	119	122	1088	16.0
04-05 Detroit	79-79	2687	467-1062	.440	75-236	.318	136-195	.697	174-470-644	142	236-1	65	127	115	1145	14.5
05-06 Detroit	80-80	2780	459-1067	.430	155-434	.357	136-183	.743	90-457-547	182	232-1	82	85	130	1209	15.1
06-07 Detroit	75-72	2419	357-843	.423	104-296	.351	108-137	.788	90-453-543	127	225-3	75	94	118	926	12.3
07-08 Detroit	77-76	2346	376-870	.432	112-315	.356	115-150	.767	84-427-511	137	213-3	91	86	129	979	12.7
<b>TOTALS</b>	<b>943-880</b>	<b>32044</b>	<b>5697-12017</b>	<b>.474</b>	<b>869-2550</b>	<b>.341</b>	<b>2092-2916</b>	<b>.717</b>	<b>1469-5037-6506</b>	<b>1817</b>	<b>2800-32</b>	<b>935</b>	<b>1561</b>	<b>1289</b>	<b>14355</b>	<b>15.2</b>

### NBA PLAYOFF RECORD

YEAR TEAM	G-GS	MIN	FGM-FGA	PCT	FG3-FG3A	PCT	FT-FTA	PCT	OFF-DEF-TOT	AST	PF-DQ	STL	TO	BS	PTS	AVG
96-97 Portland	4-4	148	33-56	.589	2-5	.400	11-20	.550	8-16-24	6	17-1	2	6	2	79	19.8
97-98 Portland	4-4	157	23-47	.489	4-5	.800	8-16	.500	7-12-19	11	16-0	2	5	2	58	14.5
98-99 Portland	13-13	468	75-146	.514	1-9	.111	42-58	.724	17-46-63	20	50-1	20	16	11	193	14.8
99-00 Portland	16-16	605	110-225	.489	8-13	.615	58-75	.773	31-72-103	28	52-0	15	23	20	286	17.9
00-01 Portland	3-3	128	19-51	.373	4-11	.364	8-14	.571	5-19-24	7	9-0	1	4	3	50	16.7
01-02 Portland	3-3	125	28-69	.406	7-17	.412	13-16	.813	10-27-37	5	12-0	2	2	2	76	25.3
02-03 Portland	7-7	260	44-97	.454	14-35	.400	20-28	.714	10-26-36	18	26-1	4	6	5	122	17.4
03-04 Por.-Atl.-Det.	23-23	803	118-286	.413	17-70	.243	46-60	.767	47-132-179	37	78-1	13	43	45	299	13.0
04-05 Detroit	25-25	826	136-310	.439	29-86	.337	40-54	.741	39-134-173	32	95-1	26	38	44	341	13.6
05-06 Detroit	18-18	628	96-223	.430	32-79	.405	29-55	.527	17-97-114	32	65-2	10	25	15	253	14.1
06-07 Detroit	16-16	573	86-197	.437	25-72	.347	32-38	.842	19-104-123	28	64-2	19	19	28	229	14.3
07-08 Detroit	17-17	585	86-203	.424	24-75	.320	29-39	.744	19-89-108	28	67-1	19	29	33	225	13.2
<b>TOTALS</b>	<b>149-149</b>	<b>5306</b>	<b>854-1910</b>	<b>.447</b>	<b>167-477</b>	<b>.350</b>	<b>336-473</b>	<b>.710</b>	<b>229-774-1003</b>	<b>252</b>	<b>551-10</b>	<b>133</b>	<b>216</b>	<b>210</b>	<b>2211</b>	<b>14.8</b>

### NBA FINALS RECORD

YEAR TEAM	G-GS	MIN	FGM-FGA	PCT	FG3-FG3A	PCT	FT-FTA	PCT	OFF-DEF-TOT	AST	PF-DQ	STL	TO	BS	PTS	AVG
03-04 Por.-Atl.-Det.	5-5	151	24-53	.453	3-12	.250	14-18	.778	7-32-39	7	19-0	2	4	8	65	13.0
04-05 Detroit	7-7	229	35-80	.438	5-17	.294	1-4	.250	13-26-39	13	30-0	14	7	17	76	10.9
<b>TOTALS</b>	<b>12-12</b>	<b>380</b>	<b>59-133</b>	<b>.444</b>	<b>8-29</b>	<b>.276</b>	<b>15-22</b>	<b>.682</b>	<b>20-58-78</b>	<b>20</b>	<b>49-0</b>	<b>16</b>	<b>11</b>	<b>25</b>	<b>141</b>	<b>11.8</b>

LEADERSHIP

PLAYERS

07-08 REVIEW

RECORDS

HISTORY

NBA

OVERTIME




# Cheikh SAMB

#35 • CENTER



**HEIGHT/WEIGHT:** 7-1 / 245  
**NBA EXPERIENCE:** 1 Year  
**BIRTHDATE:** 10/22/84  
**BIRTHPLACE:** Senegal  
**DRAFTED:** By L.A. Lakers, 51st Overall In 2006  
**ACQUIRED:** From the L.A. Lakers on draft night in exchange for Maurice Evans (6/28/06)



# Walter SHARPE

FORWARD • #42



**HEIGHT/WEIGHT:** 6-9 / 245  
**NBA EXPERIENCE:** Rookie  
**BIRTHDATE:** 7/18/86  
**BIRTHPLACE:** Birmingham, AL  
**HIGH SCHOOL:** A.H. Parker HS (Birmingham, AL)  
**COLLEGE:** Alabama-Birmingham  
**DRAFTED:** By Seattle, 32nd overall in 2008. Draft rights acquired in exchange for D.J. White (29th overall)



**2007-08:** Appeared in four games, averaging 1.8 points, 1.8 rebounds and 0.50 blocks in 7.8 minutes per game... Scored two points with four rebounds and two blocks in 15 minutes during his NBA debut at L.A. Lakers (11/16)... Scored a career-high four points in five minutes at Minnesota (4/1)... Made two NBA Development League assignments during the season and averaged 10.9 points, 7.1 rebounds and a league-leading 4.0 blocks in 19 games with the Fort Wayne Mad Ants... Recorded a triple-double (12 points, 12 rebounds, NBA D-League record 11 blocks) vs. Sioux Falls (2/2)... DNP-CD three times and DNP-Inactive List 47 times with Detroit.

**PRO CAREER:** **Drafted:** Was an early entry candidate for the 2005 NBA Draft before withdrawing his name from consideration... Drafted by the L.A. Lakers in the second round (#51 overall) in the 2006 NBA Draft. **Transactions:** Traded by L.A. Lakers on draft night (6/28/06) to Detroit in exchange for Maurice Evans. **Career Averages/Milestones:** Appeared in four NBA games averaging 1.8 points and 1.8 rebounds in 7.8 minutes per game. **Year-By-Year Key Notes:** Played his first year at the professional level with WTC Cornella in the Spanish LEB2 league... Also appeared with Winterthur F.C. Barcelona with their U-20 team in the Circuito Sub-20, a four-phase competition organized by the Spanish basketball leagues separate from their regular seasons... Had previously signed a multi-year contract in the summer of 2004 with Unelco Tenerife of the Spanish ABC, the country's top professional league, but did not appear in any games with the senior team... Attended Arona Basket Sur Academy in Spain's Canary Islands in 2003-04. **2006-07 (WTC Cornella):** Appeared in five games (four starts) with the Pistons at the 2007 Vegas Summer League and averaged 7.0 points, 5.4 rebounds and 1.0 blocks in 22.6 minutes per game... Shot 57.7% (15-26 FG) from the field and 71.4% (5-7 FT) from free throw range... Averaged 9.6 points with WTC Cornella of the Spanish League. **2005-06 (WTC Cornella and Winterthur F.C. Barcelona):** Played five games with the Pistons in the 2006 Las Vegas Summer League and averaged 7.2 points, 4.8 rebounds and 1.8 blocks per game... Averaged 7.8 points with team-highs of 7.5 rebounds and 3.1 blocks for WTC Cornella... Led the league in blocked shots, registering more blocks than the totals for every other team in the league except for one... Averaged 9.5 points, 7.0 rebounds and 2.5 blocks in four playoff contests... With Winterthur F.C. Barcelona in the Circuito Sub-20, averaged 9.5 points, 7.2 rebounds and

Continued on page 56

### NBA REGULAR SEASON RECORD

YEAR TEAM	G-GS	MIN	FGM-FGA	PCT	FG3-FG3A	PCT	FT-FTA	PCT	OFF-DEF-TOT	AST	PF-DQ	STL	TO	BS	PTS	AVG
07-08 Detroit	4-0	31	3-4	.750	0-0	---	1-2	.500	3-4-7	0	8-0	1	1	2	7	1.8
<b>TOTALS</b>	<b>4-0</b>	<b>31</b>	<b>3-4</b>	<b>.750</b>	<b>0-0</b>	<b>---</b>	<b>1-2</b>	<b>.500</b>	<b>3-4-7</b>	<b>0</b>	<b>8-0</b>	<b>1</b>	<b>1</b>	<b>2</b>	<b>7</b>	<b>1.8</b>

**COLLEGE CAREER: Highlights:** Played one season at Alabama-Birmingham after starting collegiate career at Mississippi State... Sat out the 2006-07 season at Alabama-Birmingham under NCAA transfer rules. **Year-By-Year Key Notes:** **2007-08 (Junior):** Averaged 14.2 points and 6.8 rebounds, appearing in 12 games with UAB before being declared academically ineligible for the spring semester... Scored in double figures eight times and topped the 20-point mark in three contests... Posted career highs of 26 points and 17 rebounds vs. Rhode Island... Tallied 23 points, nine rebounds and a season-high three blocks at Louisiana-Lafayette... Recorded 15 points, six rebounds and three assists vs. Cincinnati on his way to Conference USA co-Player of the Week honors... Scored 20 points vs. Georgia Southern and tallied 16 points vs. Kentucky, his last appearance of the season. **2006-07 (Red-Shirt):** Sat out the 2006-07 season under NCAA transfer rules. **2005-06 (Mississippi State):** Averaged 9.3 points and 5.0 rebounds in 19.7 minutes per game... Appeared in six games before being dismissed from the team for violation of unspecified team rules... Scored in double figures three times... Recorded season highs of 16 points and eight rebounds vs. Akron... Tallied 10 points, eight rebounds, three steals and two blocks vs. Troy. **2004-05 (Mississippi State):** Averaged 2.4 points and 1.9 rebounds in 8.9 minutes per game... Tallied a season-high 12 points (6-8 FG) at LSU... Pulled down a season-high five rebounds vs. Vanderbilt and at Kentucky.

**PERSONAL:** Full name is Walter Lee Sharpe III... Majored in philosophy... Played for former Indiana head coach Mike Davis at Alabama-Birmingham... At the urging of Davis, was tested and diagnosed with narcolepsy in 2007 – a factor contributing to some of his early collegiate struggles... Knowledge and treatment of the condition has helped him achieve the stability he now enjoys as a player with Detroit... Was a two-time all-state, all-metro and all-city selection over his final two high school seasons... Chosen as a finalist for the 6A Alabama Player of the Year in 2004.

### COLLEGE RECORD

Year	TEAM	G	GS	FGM	FGA	PCT	3FG	3FGA	PCT	FT	FTA	PCT	REB	AST	STL	BL	PTS	AVG
2004-05	MSU	22	0	23	41	.561	0	0	.000	6	22	.273	41	11	5	10	52	2.4
2005-06	MSU	6	0	20	37	.541	0	0	.000	16	25	.640	30	3	3	5	56	9.3
2006-07	UAB	12	10	68	130	.523	0	3	.000	34	65	.523	82	20	14	22	170	14.2
<b>TOTALS</b>		<b>40</b>	<b>10</b>	<b>111</b>	<b>208</b>	<b>.537</b>	<b>0</b>	<b>3</b>	<b>.000</b>	<b>56</b>	<b>112</b>	<b>.495</b>	<b>153</b>	<b>34</b>	<b>22</b>	<b>37</b>	<b>278</b>	<b>9.1</b>



## CHAUNCEY BILLUPS CONTINUED...

in 23 playoff games (all starts), averaging 16.4 points, 3.0 rebounds, 5.9 assists and 1.35 steals in 38.3 minutes per game...Recorded his second career triple-double with 20 points, a season-high 10 rebounds and 11 assists vs. Minnesota (2/20)...One of four NBA point guards ranked in the Top-35 players in scoring and Top-15 in assists (Sam Cassell, Stephon Marbury and Baron Davis)...Finished sixth in the Foot Locker Three-Point Shootout during NBA All-Star 2004. **2002-03 (Detroit):** Appeared in 74 games (all starts), averaging 16.2 points, a career-high 3.7 rebounds, 3.9 assists and 0.85 steals in 31.4 minutes per game...Averaged 18.0 points, 3.4 rebounds, 4.7 assists and 34.6 minutes in 14 playoff games (all starts)...Scored 40 points against Orlando in Game 6 of the Eastern Conference First Round, becoming the fourth Piston to score at least 40 points in a playoff game (Dave Bing, Isiah Thomas, Kelly Tripucka)...Led all NBA players in game-tying or lead-changing field goals in the last two minutes of the fourth and overtime periods (11). **2001-02 (Minnesota):** In 82 games (54 starts) averaged 12.5 points, 2.8 rebounds and 5.5 assists in 28.7 minutes...Averaged 22.0 points, 5.7 assists, 5.0 rebounds, 1.00 steals and 44.7 minutes in three playoff games...Ranked 6th in NBA in free throw percentage at 88.5% (207-234 FT)...Tallied his first career triple-double with 26 points, 11 rebounds and 10 assists vs. Memphis (4/3)...Made 124 three-pointers, the second highest total in Timberwolves history. **2000-01 (Minnesota):** In 77 games, 33 as a starter, averaged 9.3 points on .422 shooting with 2.1 rebounds and 3.4 assists in 23.2 minutes...Came off the bench in 44-of-46 games after 1/1/01 and averaged 17.2 minutes after starting the Wolves' first 31 games (32.3 minutes). **1999-00 (Denver & Orlando):** In 13 games (five starts) with Denver, averaged 8.6 points, 2.6 rebounds and 3.0 assists in 23.5 minutes...Underwent season-ending surgery on 12/27/99, after he suffered a dislocated left shoulder on 12/16/99. **1998-99 (Denver):** In 45 games (41 starts) averaged 13.9 points, 2.1 rebounds, 3.8 assists and 1.29 steals in 33.1 minutes. **1997-98 (Boston & Toronto):** In 80 games (70 starts) between Boston and Toronto during his rookie season, averaged 11.2 points, 2.4 rebounds and 3.9 assists in 27.7 minutes...In 51 games (44 starts) with Boston averaged 11.1 points, 2.2 rebounds, 4.3 assists and 1.51 steals in 25.4 minutes...In 29 games (26 starts) with Toronto averaged 11.3 points, 2.7 rebounds, 3.3 assists and 1.03 steals in 31.7 minutes.

**COLLEGE:** Played two seasons at the University of Colorado (1995-97)...Averaged 18.5 points on .413 shooting with 5.6 rebounds and 5.1 assists in 55 games with the Buffaloes...Named Second Team All-America by *The Associated Press* in 1996-97...Also earned First Team All-Big 12 honors and led Colorado to its first NCAA Tournament berth in 28 years...During sophomore season started 29 games, leading the Buffaloes in scoring (19.1 ppg), assists (4.9 apg), three-pointers made (75) and free throw percentage (.854, 20th in NCAA)...Named the Big Eight's Co-Freshman of the Year after becoming the only player in the league to rank in the top-10 in eight statistical categories...Recorded the only triple-double in school history with 24 points, 11 rebounds and 11 assists vs. George Mason on 12/2/95.

**PERSONAL:** He and his wife, Piper, have three daughters: Cydney, Ciara and Cenaya...Nicknamed "Smooth"...In February 2006 announced his involvement in the Porter/Billups Leadership Academy with Regis University in Denver...He pledged \$100,000 to the program which helps selected youngsters with life/educational goals and provides help with college tuition to attend Regis...Continued his four-year affiliation with The Children's Center, a charity that has helped enrich the lives of Detroit area youth since 1929, serving as the celebrity host of 24th Annual Celebrity Golf Classic...Teamed with Antonio McDyess to distribute food to underprivileged families during the Thanksgiving holiday in 2007...Assisted NBA Commissioner David Stern and other Detroit city dignitaries in the unveiling of the Pistons' sixth Reading and Learning Center at Grant Middle School (Detroit) during the 2005 NBA Finals...Captured two state high school titles in Colorado...Named a McDonald's High School All-American in 1995 and played in the 1995 U.S. Olympic Festival in Denver, capturing a gold medal...Avid follower of the Denver Broncos.

## RICHARD HAMILTON CONTINUED...

**COLLEGE:** Named the Most Outstanding Player in the 1999 NCAA Final Four...Scored 27 points as UConn defeated Duke for the National Championship...Averaged 21.5 points during his junior season...Named First Team All-America by *The Associated Press*...Named co-Big East Player of the Year...Ranks second in UConn scoring history with 2,036, and is the only Husky to score at least 700 points twice.

**PERSONAL:** Full name is Richard Clay Hamilton, nickname is "Rip"...Celebrated the arrival of his first child, Richard Clay II, in October 2007...One of three college players named to the 1999 USA Basketball Men's Senior National Team...Majored in Communication Sciences...Named as one of *The Sporting News'* 2004 and 2005 "Good Guys" in sports for his community initiatives in Detroit and his hometown of Coatesville, PA...Joined the Pistons in opening the Richard Hamilton Reading and Learning Center at Gunn Elementary School in Detroit in March 2005...Holds an annual "Rip City" Celebration in Coatesville, PA during one summer day each year to help promote learning and enrich the lives of local area youth...Has worked with Capuchin Soup Kitchen in Detroit as well as the Salvation Army the last three years to help the city's less fortunate during the Thanksgiving Holiday.

## ANTONIO McDYESS CONTINUED...

Garnett, Webber, Brand)...Notched career-high 51 double-doubles, and five 20-plus rebound games... **1999-00 (Denver):** Led Nuggets in scoring (19.1) and rebounding (8.5) with 1.72 blocks and 33.3 minutes in 81 games (all starts)...Among NBA leaders, ranked ninth in field goal percentage...DQ'd 12 times (third in NBA). **1998-99 (Denver):** Started all 50 games of lockout-shortened season and averaged career-high 21.2 points with 10.7 rebounds, 2.30 blocks over 38.7 minutes...First Nugget to be named All-NBA since Fat Lever in 1986-87...Ranked among NBA Top-10 in scoring (ninth), rebounding (T-7th) and blocks (10th)...One of only six players to average 20-plus points and 10-plus rebounds (Duncan, O'Neal, Mourning, Webber, Garnett). **1997-98 (Phoenix):** Finished seventh in the NBA with a career-high .536 FG pct...Averaged 15.1 points and 7.6 rebounds over 30.1 minutes in 81 games (all starts). **1996-97 (Denver):** Ranked second on the Nuggets in scoring (18.3), rebounding (7.3) and blocks (1.70). 1995-96 (Denver): Averaged 13.4 points, on .485 shooting, 7.5 rebounds and 30.0 minutes in 76 games (75 starts)...Among NBA rookies, finished sixth in scoring (13.4) and third in rebounding (7.5)...Scored 17 points with seven rebounds in Schick Rookie Game at All-Star Weekend in San Antonio.

**COLLEGE:** Averaged 12.8 points, on .533 shooting, and 9.3 rebounds in two seasons at Alabama...Averaged 11.4 points and 8.1 rebounds as a freshman in 1993-94 and earned All-SEC Third Team honors...Led Crimson Tide in scoring (13.9) and rebounding (10.2) in sophomore season of 1994-95...Named All-SEC Second Team, and helped lead Tide to 23-10 mark and the second round of NCAA Tournament...Left school in 10th place on Tide's all-time list in blocks (105)...His Alabama squad produced three other NBA players: Jason Caffey, Roy Rogers and Eric Washington.

**PERSONAL:** Antonio Keithflen McDyess...Last name pronounced mick-DICE...Proud native of Quitman, Mississippi (population 2,736)...Has three brothers and one sister...Brother Alfonzo was at one time assistant coach at Shelton State Junior College in Alabama...Two-time all-state selection, and was a Parade Magazine All-American as a senior at Quitman Consolidated...Also played football in high school...Member of gold medal-winning South team at 1994 US Olympic Festival in St. Louis...Political science major at Alabama...Teamed with Chauncey Billups to provide holiday meals for families at Oakland County Lighthouse Services in November 2007...Once asked late wrestling legend Andre The Giant for his autograph at a youth basketball camp in New Jersey...Favorite NBA player growing up was David Robinson...Enjoys bowling, riding motorcycles and playing cards, pool and video games.

## TAYSHAUN PRINCE CONTINUED...

in Game 2 of the conference semifinals with 4.2 seconds remaining and then scored seven of his then-playoff-career-high 20 points in overtime to give the Pistons a 104-97 win.

**COLLEGE:** Named Second Team All-America by *The Associated Press* as a junior and Third Team as a senior...Originally an early entry candidate for the 2001 NBA Draft, but withdrew his name from consideration...Three-time Kentucky Team MVP...Finished seventh in Kentucky history in scoring (1,775 points), second in three-point field goals made (204) and attempted (621) and fifth in blocks (142)...In 135 career-college games, averaged 13.1 points on 45.7% (648-1,419 FG) shooting, with 5.6 rebounds and 1.9 assists...As a senior, named First Team All-SEC and Second Team All-America by the NABC...Led the Cats in scoring (17.5 ppg) and rebounding (6.3 rpg)...Scored a career-high 41 points against Tulsa in the NCAA Tournament, the highest single-game total in the 2002 Tournament...As a junior, made the 10-member Wooden All-America team and was named to NABC's third team...Swept AP and Coaches 2001 SEC Player of the Year honors...Made first-team All-SEC in both polls...Became the 48th member of UK's prestigious 1,000-point club...Earned SEC Tournament MVP honors...Was a Second Team All-SEC pick by league coaches as a sophomore.

**PERSONAL:** Given name is Tayshaun Durell Prince...Nicknamed "Tay"...Parents are Thomas and Diane Prince and he has two siblings, Tisha and older brother Tommie, who played basketball at Pepperdine...He and his wife, Farah, were married in Detroit in September 2005...The pair purchased a suite for all Pistons' games during the 2008 season and named it "Tay's Town" in partnership with Kids Kicking Cancer...The suite allowed special Detroit area children inflicted with cancer the opportunity to come and see an NBA game in person...Active in the Detroit community as a member of the Pistons All-Star Read-To-Achieve Reading Team...Made appearances throughout the year reading to youngsters...Graduated on schedule in May 2002 with a degree in sociology...The 1998 McDonald's All-American led Dominguez HS to a 96-9 (91.4%) record during his three seasons, including a state championship during his junior year of 1997...Won the George Yardley Award from the *Los Angeles Times* as the best high school player in Southern California, joining former winners Baron Davis, Paul Pierce, and Charles O'Bannon.



**RASHEED WALLACE CONTINUED...**

68 games (66 starts), averaging 16.0 points (.436 FG, .331 3FG, .736 FT), 6.8 rebounds, 2.3 assists and 1.79 blocks in 35.1 minutes per game with Portland, Atlanta and Detroit...Appeared in 23 playoff games (all starts), averaging 13.0 points, 7.8 rebounds, 1.6 assists and 1.96 blocks in 35.0 minutes...Teamed with Ben Wallace to form the best block shot duo in the league (4.89 bpg). **2002-03 (Portland):** Started all 74 games played...Led team with 18.1 points and 7.4 rebounds...Scored in double-digits in all seven playoff games. **2001-02 (Portland):** Appeared in 79 games (all starts), averaging 19.3 points, 8.2 rebounds, 1.9 assists, 1.3 steals and 1.3 blocks in 37.5 minutes... Became just the fourth player in NBA history to have more than 100 threes and blocks in a season...Averaged a playoff personal-best and team-high 25.3 points and 12.3 rebounds, plus 1.7 assists in 41.7 minutes in three playoff games against the Lakers. **2000-01 (Portland):** Lead team in scoring, rebounding and blocked shots in 77 games...Career-high 42 points vs. Denver (2/20)...Career-high 18 rebounds vs. Charlotte (1/1). **1999-00 (Portland):** Led team in scoring and blocks, and second in rebounding... During playoffs, averaged a team-high 17.9 points and 1.25 blocks, plus 6.4 rebounds and 1.8 assists in 16 starts...Shot a team-best 48.9% from the field, ninth best in the playoffs. **1998-99 (Portland):** Was a top candidate for the Sixth Man Award...Came off the bench in 31-of-49 games he saw action in and wound up as the team's second-leading scorer, averaging 12.8 points. **1997-98 (Portland):** Ranked eighth in NBA in FG percentage (.533). **1996-97 (Portland):** Ranked third in the NBA in FG percentage (.558). **1995-96 (Washington):** Played in 65 games for the Bullets as a rookie...Was team's sixth leading scorer (10.1 ppg) and fourth leading rebounder (4.1 rpg).

**COLLEGE:** An early entry candidate for the 1995 NBA Draft, he left North Carolina after two seasons...As a sophomore, selected first team All-America by *The Sporting News* and the USBWA; second team AP All-American, and member of the John Wooden 10-man All-America Team...Leading career FG shooter in ACC history (.635)...Helped lead Tar Heels to the 1995 NCAA Final Four...Named to the Final Four All-Tournament team...Set a UNC single season record for blocked shots with 93 as a sophomore...Led the ACC in FG shooting percentage (.554) and ranked third in blocks, ninth in rebounding and 10th in scoring average.

**PERSONAL:** Full name is Rasheed Abdul Wallace...He and his wife, Fatima, have three sons and one daughter...Has two older brothers...His foundation, Rasheed A. Wallace Foundation, holds annual coat and food drives in Philadelphia, Portland and Detroit to help the less fortunate...Adopted the 9th grade class at Kettering High School in Detroit in 2004 and helped give the student body opportunities to succeed through funding and work-study programs...Teamed with the Pistons to open the Rasheed Wallace Reading and Learning Center at Kettering High in March 2005...Runs annual summer basketball camps in Philadelphia and Chapel Hill...Has his own website, rasheedwallace.com...Is a fan of the Philadelphia Flyers and Phillies but not the Eagles, rooting instead for the K.C. Chiefs...Ran track and high jumped in high school...He is an avid video game player.

**CHEIKH SAMB CONTINUED...**

3.1 blocks in 11 games. **2004-05 (Tenerife):** Played for Tenerife's affiliated club which was not at the pro team level...Practiced with the senior team.

**PERSONAL:** Full name is Samb Cheikh Tidiane...Born and raised in Senegal...Discovered by basketball scouts along with his brother, Mamadou, who plays professionally in Spain...Can speak in five different languages – two African dialects, French, Spanish and now – English...Is married to wife, Anta, and has a young son, Cheikh Anta (13 months).

**AFFLALO, ARRON**  
DET.

REGULAR SEASON GAMES

Minutes	34	04/01/2008	DET @ MIN
Field Goals	6	04/16/2008	DET @ CLE
Field Goal Attempts	12	04/16/2008	DET @ CLE
Three-Point Field Goals	2	01/31/2008	LAL @ DET
Three-Point Attempts	3	02/19/2008	ORL @ DET (3 times)
Free Throws	6	12/21/2007	MEM @ DET
Free Throw Attempts	7	12/21/2007	MEM @ DET
Offensive Rebounds	4	04/16/2008	DET @ CLE (Twice)
Defensive Rebounds	6	03/27/2008	MIA @ DET
Total Rebounds	8	04/16/2008	DET @ CLE
Assists	4	04/16/2008	DET @ CLE
Steals	2	04/16/2008	DET @ CLE (8 times)
Turnovers	3	12/31/2007	MIL @ DET (Twice)
Blocks	1	04/13/2008	TOR @ DET (8 times)
Points	15	04/16/2008	DET @ CLE (Twice)

**BILLUPS, CHAUNCEY**  
BOS.-TOR.-DEN.-ORL.-MIN.-DET.

REGULAR SEASON GAMES

Minutes	51	12/27/2006	DET @ NY
Field Goals	12	04/02/2006	PHO @ DET (Twice)
Field Goal Attempts	24	01/18/2002	MIN @ PHO
Three-Point Field Goals	7	01/11/2004	DAL @ DET (3 times)
Three-Point Attempts	13	03/28/2003	PHO @ DET
Free Throws	18	11/25/2006	DET @ WAS
Free Throw Attempts	19	11/25/2006	DET @ WAS
Offensive Rebounds	5	01/15/1998	VAN @ BOS
Defensive Rebounds	11	12/29/2006	IND @ DET
Total Rebounds	12	12/29/2006	IND @ DET
Assists	19	12/14/2005	SAC @ DET
Steals	7	01/23/1998	BOS @ ATL
Turnovers	8	03/22/2005	DET @ CLE
Blocks	3	02/15/2002	DEN @ MIN
Points	37	01/03/2006	ORL @ DET

**BROWN, KWAME**  
WAS.-LA-L-MEM.-DET.

REGULAR SEASON GAMES

Minutes	48	03/17/2004	SAC @ WAS
Field Goals	12	03/17/2004	SAC @ WAS
Field Goal Attempts	16	03/05/2005	WAS @ CHA (3 times)
Three-Point Field Goals	1	11/05/2003	DAL @ WAS
Three-Point Attempts	1	12/15/2006	HOU @ LAL (8 times)
Free Throws	9	01/24/2004	IND @ WAS (Twice)
Free Throw Attempts	12	01/09/2004	WAS @ ORL (Twice)
Offensive Rebounds	8	03/09/2004	DEN @ WAS (Twice)
Defensive Rebounds	15	10/30/2002	WAS @ TOR
Total Rebounds	19	03/17/2004	SAC @ WAS
Assists	7	12/08/2006	ATL @ LAL
Steals	4	01/28/2004	ORL @ WAS
Turnovers	7	01/17/2008	PHO @ LAL
Blocks	6	10/31/2002	BOS @ WAS
Points	30	03/17/2004	SAC @ WAS

**BYNUM, WILL**  
G.S.-DET.

REGULAR SEASON GAMES

Minutes	22	04/15/2006	GS @ POR
Field Goals	5	04/15/2006	GS @ POR

Field Goal Attempts	7	04/17/2006	POR @ GS (Twice)
Three-Point Field Goals	1	04/14/2006	PHO @ GS (Twice)
Three-Point Attempts	2	04/14/2006	PHO @ GS
Free Throws	4	04/15/2006	GS @ POR
Free Throw Attempts	6	04/15/2006	GS @ POR
Offensive Rebounds	1	04/15/2006	GS @ POR (3 times)
Defensive Rebounds	3	04/15/2006	GS @ POR
Total Rebounds	4	04/15/2006	GS @ POR
Assists	3	04/04/2006	GS @ MEM (Twice)
Steals	2	03/23/2006	GS @ DAL
Turnovers	2	04/17/2006	POR @ GS (3 times)
Points	14	04/15/2006	GS @ POR

**HAMILTON, RICHARD**  
WAS.-DET.

REGULAR SEASON GAMES

Minutes	55	12/27/2006	DET @ NY
Field Goals	19	12/27/2006	DET @ NY
Field Goal Attempts	37	12/27/2006	DET @ NY
Three-Point Field Goals	5	01/15/2008	TOR @ DET
Three-Point Attempts	9	01/12/2008	DET @ CHA
Free Throws	20	11/21/2004	CHA @ DET
Free Throw Attempts	20	11/21/2004	CHA @ DET (Twice)
Offensive Rebounds	5	11/13/2007	DET @ POR (4 times)
Defensive Rebounds	11	04/08/2005	DET @ ORL
Total Rebounds	11	04/08/2005	DET @ ORL
Assists	12	04/12/2004	WAS @ DET
Steals	5	03/31/2004	LAC @ DET
Turnovers	8	11/04/2005	DET @ BOS (4 times)
Blocks	3	01/06/2007	DET @ CHI (Twice)
Points	51	12/27/2006	DET @ NY

**HERRMANN, WALTER**  
CHA.-DET.

REGULAR SEASON GAMES

Minutes	44	04/18/2007	NY @ CHA (Twice)
Field Goals	12	04/14/2007	CHA @ MIL
Field Goal Attempts	19	04/18/2007	NY @ CHA
Three-Point Field Goals	6	04/14/2007	CHA @ MIL
Three-Point Attempts	8	04/14/2007	CHA @ MIL
Free Throws	5	04/04/2007	CHA @ WAS
Free Throw Attempts	5	04/04/2007	CHA @ WAS
Offensive Rebounds	5	04/04/2007	CHA @ WAS
Defensive Rebounds	7	04/14/2007	CHA @ MIL
Total Rebounds	10	03/20/2007	CLE @ CHA
Assists	4	01/09/2008	DET @ DAL
Steals	2	12/09/2007	CHA @ DET (5 times)
Turnovers	3	04/04/2008	NJ @ DET (3 times)
Blocks	1	04/08/2008	NY @ DET (8 times)
Points	30	04/14/2007	CHA @ MIL

**JOHNSON, AMIR**  
DET.

REGULAR SEASON GAMES

Minutes	37	04/18/2007	DET @ BOS
Field Goals	10	04/18/2007	DET @ BOS
Field Goal Attempts	14	04/18/2007	DET @ BOS
Three-Point Field Goals	2	04/17/2006	DET @ MIL
Three-Point Attempts	2	04/18/2007	DET @ BOS (Twice)
Free Throws	6	04/15/2007	PHI @ DET
Free Throw Attempts	7	04/15/2007	PHI @ DET



# PLAYERS

# CAREER HIGHS

Offensive Rebounds	6	12/28/2007	IND @ DET	(Twice)
Defensive Rebounds	7	04/16/2008	DET @ CLE	(3 times)
Total Rebounds	12	04/18/2007	DET @ BOS	
Assists	3	02/24/2008	DET @ PHO	(3 times)
Steals	3	04/18/2007	DET @ BOS	
Turnovers	3	02/08/2008	POR @ DET	(3 times)
Blocks	7	02/13/2008	IND @ DET	
Points	20	04/18/2007	DET @ BOS	

## MAXIELL, JASON

DET.

### REGULAR SEASON GAMES

Minutes	44	11/14/2007	DET @ GS	
Field Goals	11	04/11/2008	WAS @ DET	
Field Goal Attempts	13	04/11/2008	WAS @ DET	(Twice)
Three-Point Attempts	1	12/07/2007	CHI @ DET	
Free Throws	7	02/27/2008	DET @ UTA	(3 times)
Free Throw Attempts	11	12/17/2006	SEA @ DET	
Offensive Rebounds	9	03/25/2007	DET @ MIL	
Defensive Rebounds	10	11/14/2007	DET @ GS	
Total Rebounds	15	03/25/2007	DET @ MIL	
Assists	5	11/14/2007	DET @ GS	
Steals	2	03/16/2008	NO @ DET	(10 times)
Turnovers	5	04/18/2007	DET @ BOS	
Blocks	6	12/16/2007	GS @ DET	
Points	28	04/11/2008	WAS @ DET	

## McDYESS, ANTONIO

DEN.-PHO.-DEN.-N.Y.-PHO.-DET.

### REGULAR SEASON GAMES

Minutes	54	11/15/1995	DEN @ PHO	
Field Goals	17	03/11/1999	DEN @ UTA	
Field Goal Attempts	32	04/10/1997	DEN @ GS	
Three-Point Field Goals	4	03/21/1997	DEN @ VAN	
Three-Point Attempts	6	03/21/1997	DEN @ VAN	
Free Throws	15	12/30/2000	MIL @ DEN	(Twice)
Free Throw Attempts	21	03/21/1999	SEA @ DEN	
Offensive Rebounds	9	11/30/2000	HOU @ DEN	
Defensive Rebounds	17	03/16/2001	BOS @ DEN	
Total Rebounds	21	02/26/2001	ORL @ DEN	(Twice)
Assists	7	12/28/2000	TOR @ DEN	(Twice)
Steals	7	01/15/2008	TOR @ DET	
Turnovers	8	03/14/2000	DEN @ LAC	
Blocks	7	01/29/2001	UTA @ DEN	
Points	46	02/28/1999	VAN @ DEN	

## PRINCE, TAYSHAUN

DET.

### REGULAR SEASON GAMES

Minutes	55	11/25/2005	WAS @ DET	
Field Goals	13	11/01/2007	DET @ MIA	(4 times)
Field Goal Attempts	24	11/10/2006	DET @ LAL	(Twice)
Three-Point Field Goals	6	12/01/2006	NY @ DET	
Three-Point Attempts	7	12/27/2006	DET @ NY	(4 times)
Free Throws	10	03/09/2005	GS @ DET	
Free Throw Attempts	11	03/09/2005	GS @ DET	
Offensive Rebounds	8	02/02/2007	MIL @ DET	
Defensive Rebounds	11	01/04/2008	DET @ TOR	(Twice)
Total Rebounds	12	11/01/2007	DET @ MIA	(3 times)
Assists	10	03/01/2008	DET @ LAC	

Steals	3	03/25/2007	DET @ MIL	(10 times)
Turnovers	6	12/14/2007	ATL @ DET	(Twice)
Blocks	4	02/05/2005	DET @ NJ	(4 times)
Points	34	11/01/2007	DET @ MIA	

## SAMB, CHEIKH

DET.

### REGULAR SEASON GAMES

Minutes	15	11/16/2007	DET @ LAL	
Field Goals	2	04/01/2008	DET @ MIN	
Field Goal Attempts	2	04/01/2008	DET @ MIN	
Free Throws	1	11/18/2007	DET @ SAC	
Free Throw Attempts	2	11/18/2007	DET @ SAC	
Offensive Rebounds	2	04/01/2008	DET @ MIN	
Defensive Rebounds	3	11/16/2007	DET @ LAL	
Total Rebounds	4	11/16/2007	DET @ LAL	
Steals	1	11/16/2007	DET @ LAL	
Turnovers	1	04/06/2008	DET @ MIA	
Blocks	2	11/16/2007	DET @ LAL	
Points	4	04/01/2008	DET @ MIN	

## STUCKEY, RODNEY

DET.

### REGULAR SEASON GAMES

Minutes	33	04/01/2008	DET @ MIN	
Field Goals	7	04/06/2008	DET @ MIA	(Twice)
Field Goal Attempts	14	04/08/2008	NY @ DET	(3 times)
Three-Point Field Goals	1	04/01/2008	DET @ MIN	(3 times)
Three-Point Attempts	3	12/29/2007	DET @ IND	
Free Throws	12	04/01/2008	DET @ MIN	
Free Throw Attempts	13	04/01/2008	DET @ MIN	
Offensive Rebounds	2	04/16/2008	DET @ CLE	(8 times)
Defensive Rebounds	4	04/11/2008	WAS @ DET	(5 times)
Total Rebounds	6	03/26/2008	DET @ TOR	
Assists	9	04/04/2008	NJ @ DET	
Steals	3	04/06/2008	DET @ MIA	(4 times)
Turnovers	4	03/24/2008	PHO @ DET	
Blocks	1	04/01/2008	DET @ MIN	(6 times)
Points	27	04/01/2008	DET @ MIN	

## WALLACE, RASHEED

WAS.-POR.-ATL.-DET.

### REGULAR SEASON GAMES

Minutes	56	11/25/2005	WAS @ DET	
Field Goals	17	02/20/2001	DEN @ POR	(Twice)
Field Goal Attempts	28	11/25/2005	WAS @ DET	
Three-Point Field Goals	6	03/14/2002	DAL @ POR	(Twice)
Three-Point Attempts	13	03/03/2006	DET @ SEA	(3 times)
Free Throws	12	02/15/2003	SEA @ POR	(Twice)
Free Throw Attempts	17	11/14/2000	POR @ ATL	
Offensive Rebounds	7	03/18/2005	TOR @ DET	(5 times)
Defensive Rebounds	16	01/01/2001	CHA @ POR	
Total Rebounds	18	01/01/2001	CHA @ POR	
Assists	8	12/18/2003	PHO @ POR	
Steals	6	01/10/1998	POR @ MIL	
Turnovers	8	03/26/2000	NY @ POR	(Twice)
Blocks	6	03/18/1999	POR @ SAC	
Points	42	02/20/2001	DEN @ POR	



# SEASON IN REVIEW



**WE WORK AS ONE.**



PLAYER	G	GS	MIN	--FIELD GOALS--		--3-POINT FG--		--FREE THROWS--		--REBOUNDS--		PF	DQ	STL	TO	BLK	PTS	AVG					
				FG	FGA	PCT	FG	FGA	PCT	FT	FTA								PCT	OFF	DEF	TOT	
Hamilton	72	72	2424	499	1030	.484	62	141	.440	184	221	.833	75	160	235	299	171	1	73	132	10	1244	17.3
Billups	78	78	2522	393	877	.448	137	342	.401	401	437	.918	42	170	212	529	130	0	101	160	17	1324	17.0
Prince	82	82	2694	421	940	.448	53	146	.363	185	241	.768	109	289	398	268	90	0	42	91	33	1080	13.2
Wallace	77	76	2346	376	870	.432	112	315	.356	115	150	.767	84	427	511	137	213	3	91	86	129	979	12.7
McDyess	78	78	2285	293	600	.488	0	2	.000	97	156	.622	204	462	666	89	246	4	61	75	53	683	8.8
Maxiell	82	7	1768	240	446	.538	0	1	.000	171	270	.633	177	256	433	46	183	1	21	71	94	651	7.9
Stuckey	57	2	1081	153	382	.401	3	16	.188	127	156	.814	32	97	129	160	113	0	49	78	6	436	7.6
Murray	19	2	347	57	139	.410	6	27	.222	22	37	.595	13	23	36	64	19	0	13	31	1	142	7.5
Hayes	82	1	1287	217	504	.431	73	194	.376	45	60	.750	35	143	178	62	137	0	47	47	6	552	6.7
Dixon (TOT)	53	0	668	106	258	.411	30	72	.417	21	26	.808	15	60	75	97	62	0	21	54	2	263	5.0
Dixon (DET)	17	0	244	47	98	.480	13	33	.394	3	7	.429	6	22	28	32	24	0	0	19	0	110	6.5
Ratliff (TOT)	26	9	437	41	85	.482	0	1	.000	29	43	.674	32	57	89	14	59	1	7	21	38	111	4.3
Ratliff (DET)	16	3	223	18	40	.450	0	0	---	12	18	.667	19	31	50	7	29	0	4	9	19	48	3.0
Afflalo	75	9	970	99	241	.411	10	48	.208	68	87	.782	36	101	137	52	83	0	31	34	8	276	3.7
Johnson	62	0	764	92	165	.558	0	0	---	37	55	.673	87	148	235	29	141	1	24	39	82	221	3.6
Herrmann (TOT)	45	0	373	56	144	.389	20	64	.313	21	25	.840	22	51	73	18	24	0	7	12	1	153	3.4
Herrmann (DET)	28	0	199	31	79	.392	11	38	.289	12	15	.800	12	25	37	14	12	0	3	8	1	85	3.0
Mohammed	21	0	228	28	59	.475	0	1	.000	13	30	.433	29	44	73	6	36	0	7	11	8	69	3.3
Hunter	24	0	215	22	64	.344	7	26	.269	7	9	.778	4	9	13	33	30	0	13	13	2	58	2.4
Samb	4	0	31	3	4	.750	0	0	---	1	2	.500	3	4	7	0	8	0	1	1	2	7	1.8
Brezec	17	0	98	10	13	.769	0	0	---	7	14	.500	7	12	19	4	23	0	2	5	2	27	1.6
Dupree	1	0	3	0	0	---	0	0	---	0	0	---	0	0	0	0	0	0	0	0	0	0	0.0
<b>PISTONS</b>	<b>82</b>	<b>-</b>	<b>19730</b>	<b>2999</b>	<b>6551</b>	<b>.458</b>	<b>487</b>	<b>1330</b>	<b>.366</b>	<b>1507</b>	<b>1965</b>	<b>.767</b>	<b>974</b>	<b>2423</b>	<b>3397</b>	<b>1831</b>	<b>1688</b>	<b>10</b>	<b>583</b>	<b>956</b>	<b>473</b>	<b>7992</b>	<b>97.5</b>
<b>OPPONENTS</b>	<b>82</b>	<b>-</b>	<b>19730</b>	<b>2727</b>	<b>6239</b>	<b>.437</b>	<b>409</b>	<b>1233</b>	<b>.332</b>	<b>1523</b>	<b>2047</b>	<b>.744</b>	<b>865</b>	<b>2344</b>	<b>3209</b>	<b>1563</b>	<b>1618</b>	<b>5</b>	<b>477</b>	<b>1108</b>	<b>319</b>	<b>7386</b>	<b>90.1</b>

PLAYER	--SINGLE-GAME HIGHS--						--AVERAGE PER GAME--							
	MIN	REB	AST	ST	TO	BL	PTS	MIN	REB	AST	STL	TO	BLK	PTS
Hamilton	46	8	10	4	6	2	39	33.7	3.3	4.2	1.01	1.8	0.14	17.3
Billups	45	8	15	5	6	2	34	32.3	2.7	6.8	1.29	2.1	0.22	17.0
Prince	43	12	10	2	6	2	34	32.9	4.9	3.3	0.51	1.1	0.40	13.2
Wallace	42	15	6	5	5	5	36	30.5	6.6	1.8	1.18	1.1	1.68	12.7
McDyess	40	17	5	7	5	3	20	29.3	8.5	1.1	0.78	1.0	0.68	8.8
Maxiell	44	14	5	2	3	6	28	21.6	5.3	0.6	0.26	0.9	1.15	7.9
Stuckey	33	6	9	3	4	1	27	19.0	2.3	2.8	0.86	1.4	0.11	7.6
Murray	41	6	12	4	4	1	19	18.3	1.9	3.4	0.68	1.6	0.05	7.5
Hayes	28	7	4	4	3	2	29	15.7	2.2	0.8	0.57	0.6	0.07	6.7
Dixon (TOT)	32	6	9	4	4	2	20	12.6	1.4	1.8	0.40	1.0	0.04	5.0
Dixon (DET)	27	4	9	0	3	0	14	14.4	1.6	1.9	0.00	1.1	0.00	6.5
Ratliff (TOT)	37	8	2	1	4	6	14	16.8	3.4	0.5	0.27	0.8	1.46	4.3
Ratliff (DET)	26	8	2	1	2	3	10	13.9	3.1	0.4	0.25	0.6	1.19	3.0
Afflalo	34	8	4	2	3	1	15	12.9	1.8	0.7	0.41	0.5	0.11	3.7
Johnson	31	9	3	2	3	7	14	12.3	3.8	0.5	0.39	0.6	1.32	3.6
Herrmann (TOT)	33	6	4	2	3	1	16	8.3	1.6	0.4	0.16	0.3	0.02	3.4
Herrmann (DET)	19	5	4	1	3	1	11	7.1	1.3	0.5	0.11	0.3	0.04	3.0
Mohammed	24	14	2	2	1	2	15	10.9	3.5	0.3	0.33	0.5	0.38	3.3
Hunter	18	3	4	3	3	1	9	9.0	0.5	1.4	0.54	0.5	0.08	2.4
Samb	15	4	0	1	1	2	4	7.8	1.8	0.0	0.25	0.3	0.50	1.8
Brezec	12	5	2	2	2	1	6	5.8	1.1	0.2	0.12	0.3	0.12	1.6
Dupree	3	0	0	0	0	0	0	3.0	0.0	0.0	0.00	0.0	0.00	0.0
<b>PISTONS</b>	<b>265</b>	<b>53</b>	<b>42</b>	<b>17</b>	<b>18</b>	<b>12</b>	<b>136</b>	<b>240.6</b>	<b>41.4</b>	<b>22.3</b>	<b>7.11</b>	<b>11.7</b>	<b>5.77</b>	<b>97.5</b>
<b>OPPONENTS</b>	<b>265</b>	<b>51</b>	<b>31</b>	<b>13</b>	<b>23</b>	<b>10</b>	<b>120</b>	<b>240.6</b>	<b>39.1</b>	<b>19.1</b>	<b>5.82</b>	<b>13.5</b>	<b>3.89</b>	<b>90.1</b>

TOP SINGLE GAME PERFORMANCES

POINTS

- 39 Richard Hamilton vs. Toronto, 1/15/08
- 36 Rasheed Wallace @ Chicago, 11/8/07
- 34 Chauncey Billups vs. Chicago, 3/9/08
- 34 Chauncey Billups @ Milwaukee, 2/20/08
- 34 Tayshaun Prince @ Miami, 11/1/07
- 32 Three Times

REBOUNDS

- 17 Antonio McDyess vs. San Antonio, 3/14/08
- 15 Rasheed Wallace @ Orlando, 1/21/08
- 15 Antonio McDyess @ Seattle, 11/11/07
- 14 Six Times

3-POINT FIELD GOALS MADE

- 7 Jarvis Hayes vs. New Orleans, 3/16/08
- 6 Chauncey Billups vs. LA. Clippers, 11/9/07
- 5 Six Times

ASSISTS

- 15 Chauncey Billups vs. New York, 11/21/07
- 14 Chauncey Billups @ Memphis, 12/11/07
- 12 Chauncey Billups vs. Milwaukee, 2/22/08
- 12 Chauncey Billups vs. Milwaukee, 12/31/07
- 12 Flip Murray @ Golden State, 11/14/07
- 11 Four Times

STEALS

- 7 Antonio McDyess vs. Toronto, 1/15/08
- 5 Chauncey Billups vs. Seattle, 3/4/08
- 5 Rasheed Wallace at Atlanta, 2/12/08
- 5 Rasheed Wallace at Orlando, 1/21/08

BLOCKS

- 7 Amir Johnson vs. Indiana, 2/13/08
- 6 Jason Maxiell vs. Golden State, 12/16/07
- 5 Twice



DETROIT PISTONS STATISTICS IN HOME GAMES (34-7)

	G	GS	MIN	FIELD GOALS			3-POINT FG			FREE THROWS			REBOUNDS			AST	PF	DQ	STL	TO	BLK	PTS	AVG
				FG	FGA	PCT	FG3	FG3A	3PCT	FT	FTA	PCT	OR	DR	REB								
Hamilton	37	37	1180	260	512	.508	37	74	.500	86	104	.827	33	72	105	175	78	1	40	70	5	643	17.4
Billups	41	41	1280	194	429	.452	73	187	.390	225	246	.915	21	80	101	270	62	0	48	81	9	686	16.7
Prince	41	41	1297	204	453	.450	33	75	.440	82	109	.752	58	135	193	145	49	0	17	50	15	523	12.8
Wallace	38	38	1086	166	390	.426	47	144	.326	40	53	.755	45	182	227	76	93	1	45	32	72	419	11.0
McDyess	41	41	1190	167	322	.519	0	0	---	50	82	.610	110	253	363	52	123	1	38	33	31	384	9.4
Maxiell	41	2	884	143	257	.556	0	1	.000	83	136	.610	94	143	237	27	87	0	13	40	58	369	9.0
Stuckey	30	0	589	81	200	.405	1	6	.167	71	88	.807	20	50	70	101	62	0	24	43	4	234	7.8
Hayes	41	0	634	112	253	.443	36	92	.391	24	30	.800	19	74	93	38	65	0	23	22	6	284	6.9
Murray	8	0	121	17	48	.354	2	11	.182	10	14	.714	3	8	11	23	2	0	8	11	0	46	5.8
Mohammed	9	0	130	16	36	.444	0	1	.000	10	20	.500	21	28	49	3	16	0	4	6	6	42	4.7
Ratliff (TOT)	15	4	231	24	49	.490	0	0	---	17	26	.654	17	34	51	10	35	0	4	9	20	65	4.3
Ratliff (DET)	9	1	124	12	25	.480	0	0	---	7	10	.700	14	20	34	6	20	0	3	3	12	31	3.4
Afflalo	40	4	554	59	139	.424	6	25	.240	39	54	.722	22	56	78	29	43	0	16	22	7	163	4.1
Johnson	35	0	419	58	104	.558	0	0	---	21	28	.750	52	77	129	14	85	1	19	26	46	137	3.9
Dixon (TOT)	27	0	276	39	100	.390	9	31	.290	2	6	.333	8	25	33	31	25	0	9	18	2	89	3.3
Dixon (DET)	9	0	100	19	43	.442	5	17	.294	0	4	.000	4	9	13	7	9	0	0	7	0	43	4.8
Herrmann (TOT)	26	0	188	29	72	.403	9	30	.300	10	12	.833	11	25	36	7	13	0	2	8	1	77	3.0
Herrmann (DET)	16	0	92	15	38	.395	4	17	.235	5	6	.833	5	11	16	4	5	0	2	5	1	39	2.4
Hunter	13	0	130	13	38	.342	2	18	.111	4	6	.667	2	6	8	22	19	0	5	4	2	32	2.5
Brezec	10	0	59	6	8	.750	0	0	---	5	11	.455	4	7	11	4	12	0	2	5	2	17	1.7
<b>TEAM</b>	<b>41</b>	<b>-</b>	<b>9865</b>	<b>1542</b>	<b>3295</b>	<b>.468</b>	<b>246</b>	<b>668</b>	<b>.368</b>	<b>7621</b>	<b>1001</b>	<b>.761</b>	<b>527</b>	<b>1211</b>	<b>1738</b>	<b>996</b>	<b>830</b>	<b>4</b>	<b>307</b>	<b>486</b>	<b>276</b>	<b>4092</b>	<b>99.8</b>
<b>OPPONENTS</b>	<b>41</b>	<b>-</b>	<b>9865</b>	<b>1337</b>	<b>3117</b>	<b>.429</b>	<b>193</b>	<b>619</b>	<b>.312</b>	<b>750</b>	<b>998</b>	<b>.752</b>	<b>431</b>	<b>1105</b>	<b>1536</b>	<b>747</b>	<b>844</b>	<b>4</b>	<b>249</b>	<b>586</b>	<b>161</b>	<b>3617</b>	<b>88.2</b>

DETROIT PISTONS STATISTICS IN ROAD GAMES (25-16)

	G	GS	MIN	FIELD GOALS			3-POINT FG			FREE THROWS			REBOUNDS			AST	PF	DQ	STL	TO	BLK	PTS	AVG
				FG	FGA	PCT	FG3	FG3A	3PCT	FT	FTA	PCT	OR	DR	REB								
Billups	37	37	1243	199	448	.444	64	155	.413	176	191	.921	21	90	111	259	68	0	53	79	8	638	17.2
Hamilton	35	35	1244	239	518	.461	25	67	.373	98	117	.838	42	88	130	124	93	0	33	62	5	601	17.2
Wallace	39	38	1261	210	480	.438	65	171	.380	75	97	.773	39	245	284	61	120	2	46	54	57	560	14.4
Prince	41	41	1397	217	487	.446	20	71	.282	103	132	.780	51	154	205	123	41	0	25	41	18	557	13.6
Murray	11	2	225	40	91	.440	4	16	.250	12	23	.522	10	15	25	41	17	0	5	20	1	96	8.7
McDyess	37	37	1095	126	278	.453	0	2	.000	47	74	.635	94	209	303	37	123	3	23	42	22	299	8.1
Stuckey	27	2	492	72	182	.396	2	10	.200	56	68	.824	12	47	59	59	51	0	25	35	2	202	7.5
Maxiell	41	5	884	97	189	.513	0	0	---	88	134	.657	83	113	196	19	96	1	8	31	36	282	6.9
Dixon (TOT)	26	0	392	67	158	.424	21	41	.512	19	20	.950	7	35	42	66	37	0	12	36	0	174	6.7
Dixon (DET)	8	0	144	28	55	.509	8	16	.500	3	3	1.000	2	13	15	25	15	0	0	12	0	67	8.4
Hayes	41	1	654	105	251	.418	37	102	.363	21	30	.700	16	69	85	24	72	0	24	25	0	268	6.5
Ratliff (TOT)	11	5	206	17	36	.472	0	1	.000	12	17	.706	15	23	38	4	24	1	3	12	18	46	4.2
Ratliff (DET)	7	2	99	6	15	.400	0	0	---	5	8	.625	5	11	16	1	9	0	1	6	7	17	2.4
Herrmann (TOT)	19	0	184	27	72	.375	11	34	.324	11	13	.846	11	26	37	11	11	0	5	4	0	76	4.0
Herrmann (DET)	12	0	107	16	41	.390	7	21	.333	7	9	.778	7	14	21	10	7	0	1	3	0	46	3.8
Afflalo	35	5	417	40	102	.392	4	23	.174	29	33	.879	14	45	59	23	40	0	15	12	1	113	3.2
Johnson	27	0	345	34	61	.557	0	0	---	16	27	.593	35	71	106	15	56	0	5	13	36	84	3.1
Hunter	11	0	86	9	26	.346	5	8	.625	3	3	1.000	2	3	5	11	11	0	8	9	0	26	2.4
Mohammed	12	0	98	12	23	.522	0	0	---	3	10	.300	8	16	24	3	20	0	3	5	2	27	2.3
Samb	4	0	31	3	4	.750	0	0	---	1	2	.500	3	4	7	0	8	0	1	1	2	7	1.8
Brezec	7	0	39	4	5	.800	0	0	---	2	3	.667	3	5	8	0	11	0	0	0	0	10	1.4
Dupree	1	0	3	0	0	---	0	0	---	0	0	---	0	0	0	0	0	0	0	0	0	0	0.0
<b>TEAM</b>	<b>41</b>	<b>-</b>	<b>9865</b>	<b>1457</b>	<b>3256</b>	<b>.447</b>	<b>241</b>	<b>662</b>	<b>.364</b>	<b>745</b>	<b>964</b>	<b>.773</b>	<b>447</b>	<b>1212</b>	<b>1659</b>	<b>835</b>	<b>858</b>	<b>6</b>	<b>276</b>	<b>470</b>	<b>197</b>	<b>3900</b>	<b>95.1</b>
<b>OPPONENTS</b>	<b>41</b>	<b>-</b>	<b>9865</b>	<b>1390</b>	<b>3122</b>	<b>.445</b>	<b>216</b>	<b>614</b>	<b>.352</b>	<b>773</b>	<b>1049</b>	<b>.737</b>	<b>434</b>	<b>1239</b>	<b>1673</b>	<b>816</b>	<b>774</b>	<b>1</b>	<b>228</b>	<b>522</b>	<b>158</b>	<b>3769</b>	<b>91.9</b>

DETROIT PISTONS STATISTICS IN WINS (59-0)

	G	GS	MIN	FIELD GOALS			3-POINT FG			FREE THROWS			REBOUNDS			AST	PF	DQ	STL	TO	BLK	PTS	AVG
				FG	FGA	PCT	FG3	FG3A	3PCT	FT	FTA	PCT	OR	DR	REB								
Billups	37	37	1243	199	448	.444	64	155	.413	176	191	.921	21	90	111	259	68	0	53	79	8	638	17.2
Hamilton	35	35	1244	239	518	.461	25	67	.373	98	117	.838	42	88	130	124	93	0	33	62	5	601	17.2
Wallace	39	38	1261	210	480	.438	65	171	.380	75	97	.773	39	245	284	61	120	2	46	54	57	560	14.4
Prince	41	41	1397	217	487	.446	20	71	.282	103	132	.780	51	154	205	123	41	0	25	41	18	557	13.6
Murray	11	2	225	40	91	.440	4	16	.250	12	23	.522	10	15	25	41	17	0	5	20	1	96	8.7
McDyess	37	37	1095	126	278	.453	0	2	.000	47	74	.635	94	209	303	37	123	3	23	42	22	299	8.1
Stuckey	27	2	492	72	182	.396	2	10	.200	56	68	.824	12	47	59	59	51	0	25	35	2	202	7.5
Maxiell	41	5	884	97	189	.513	0	0	---	88	134	.657	83	113	196	19	96	1	8	31	36	282	6.9
Dixon (TOT)	26	0	392	67	158	.424	21	41	.512	19	20	.950	7	35	42	66	37	0	12	36	0	174	6.7
Dixon (DET)	8	0	144	28	55	.509	8	16	.500	3	3	1.000	2	13	15	25	15	0	0	12	0	67	8.4
Hayes	41	1	654	105	251	.418	37	102	.363	21	30	.700	16	69	85	24	72	0	24	25	0	268	6.5
Ratliff (TOT)	11	5	206	17	36	.472	0	1	.000	12	17	.706	15	23	38	4	24	1	3	12	18	46	4.2
Ratliff (DET)	7	2	99	6	15	.400	0	0	---	5	8	.625	5	11	16	1	9	0	1	6	7	17	2.4
Herrmann (TOT)	19	0	184	27	72	.375	11	34	.324	11	13	.846	11	26	37	11	11	0	5	4	0	76	4.0
Herrmann (DET)	12	0	107	16	41	.390	7	21	.333	7	9	.778	7	14	21	10	7	0	1	3	0	46	3.8
Afflalo																							



# REVIEW • 2007-08 PISTONS GAME-BY-GAME RESULTS

DATE	OPPONENT	W/L	SCORE	HOME	ROAD	TOTAL	HI SCORER	HI REBOUNDER	HI ASSISTS	ATTEN
Nov 1	@Miami	W	91-80	0-0	1-0	1-0	Prince-34	Prince-12	Billups-11	19,800
Nov 2	@Orlando	W	116-92	0-0	2-0	2-0	Murray-19	McDyess-7	Billups-7	17,519
Nov 4	ATLANTA	W	92-91	1-0	2-0	3-0	Billups-22	McDyess-9	Wallace-5 Hamilton-5 Billups-5	22,076
Nov 8	@Chicago	L	93-97	1-0	2-1	3-1	Wallace-36	McDyess-9	Hamilton-6 Wallace-9 Billups-6	21,797
Nov 9	L.A. CLIPPERS	W	103-79	2-0	2-1	4-1	Billups-23	Maxiell-8	Hamilton-10	22,076
Nov 11	@Seattle	W	107-103	2-0	3-1	5-1	Hamilton-32	McDyess-15	Prince-6 Billups-6	16,379
Nov 13	@Portland	L	94-102	2-0	3-2	5-2	Prince-20	Hamilton-7	Billups-9	19,980
Nov 14	@Golden State	W	111-104	2-0	4-2	6-2	Hamilton-22	Maxiell-14	Murray-12	18,923
Nov 16	@L.A. Lakers	L	91-103	2-0	4-3	6-3	Hamilton-16	Prince-9	Murray-6	18,997
Nov 18	@Sacramento	L	95-105	2-0	4-4	6-4	Prince-19	Wallace-12	Billups-9	12,978
Nov 21	NEW YORK	W	98-86	3-0	4-4	7-4	Billups-25	McDyess-6	Billups-15	22,076
Nov 23	PHILADELPHIA	W	83-78	4-0	4-4	8-4	Prince-15	Mohammed-9	Billups-9	22,076
Nov 25	UTAH	L	93-103	4-1	4-4	8-5	McDyess-19	Mohammed-14	Hamilton-7	22,076
Nov 28	CLEVELAND	W	109-74	5-1	4-4	9-5	Hamilton-18	Maxiell-10	Hamilton-6	22,076
Dec 1	@Milwaukee	W	117-91	5-1	5-4	10-5	Prince-20	Wallace-10	Billups-9	17,326
Dec 2	NEW JERSEY	W	118-95	6-1	5-4	11-5	Hamilton-19	Maxiell-11	Billups-9	22,076
Dec 4	@Atlanta	W	106-95	6-1	6-4	12-5	Prince-23	Maxiell-9	Billups-10	12,754
Dec 5	@New Orleans	W	91-76	6-1	7-4	13-5	Hamilton-21	Wallace-10	Billups-7	10,312
Dec 7	CHICAGO	L	91-98	6-2	7-4	13-6	Billups-27	Prince-8	Billups-7	22,076
Dec 9	CHARLOTTE	W	104-85	7-2	7-4	14-6	Billups-20	McDyess-9	Billups-6	22,076
Dec 11	@Memphis	W	113-103	7-2	8-4	15-6	Billups-28	Prince-7	Billups-14	11,962
Dec 12	@Houston	L	77-80	7-2	8-5	15-7	Wallace-21	Maxiell-13	Billups-7	17,453
Dec 14	ATLANTA	W	91-81	8-2	8-5	16-7	Billups-23	McDyess-14	Prince-5	22,076
Dec 16	GOLDEN STATE	W	109-87	9-2	8-5	17-7	Prince-23	McDyess-11	Hamilton-6	22,076
Dec 19	@Boston	W	87-85	9-2	9-5	18-7	Billups-28	Wallace-13	Billups-8	18,624
Dec 21	MEMPHIS	W	94-67	10-2	9-5	19-7	Prince-16	McDyess-11	Billups-7	22,076
Dec 23	HOUSTON	W	94-82	11-2	9-5	20-7	Hamilton-17	McDyess-11	Billups-8	22,076
Dec 26	@New Jersey	W	101-83	11-2	10-5	21-7	Hamilton-22	McDyess-9	Billups-10	18,055
Dec 28	INDIANA	W	114-101	12-2	10-5	22-7	Hamilton-23	Johnson-9	Hamilton-9	22,076
Dec 29	@Indiana	W	98-92	12-2	11-5	23-7	Hamilton-24	Wallace-10	Billups-7	14,960
Dec 31	MILWAUKEE	W	114-69	13-2	11-5	24-7	Hamilton-22	McDyess-10	Billups-12	22,076
Jan 2	@Washington	W	106-93	13-2	12-5	25-7	Hamilton-20	McDyess-8	Hamilton-9	15,763
Jan 4	@Toronto	W	101-85	13-2	13-5	26-7	Hamilton-22	McDyess-12	Billups-9	19,800
Jan 5	BOSTON	L	85-92	13-3	13-5	26-8	Hamilton-18	Wallace-8	Hamilton-8	22,076
Jan 9	@Dallas	L	86-102	13-3	13-6	26-9	Hamilton-18	Wallace-11	Herrmann-4	20,362
Jan 10	@San Antonio	W	90-80	13-3	14-6	27-9	Wallace-23	Wallace-15	Billups-6	18,797
Jan 12	@Charlotte	W	103-100(OT)	13-3	15-6	28-9	Billups-27	McDyess-11	Hamilton-8	19,091
Jan 13	@New York	L	65-89	13-3	15-7	28-10	McDyess-15	McDyess-13	Billups-4	17,620
Jan 15	TORONTO	W	103-89	14-3	15-7	29-10	Hamilton-39	McDyess-13	Hamilton-6	22,076
Jan 18	SACRAMENTO	L	93-100	14-4	15-7	29-11	Billups-28	McDyess-11	Billups-10	22,076
Jan 19	@Chicago	L	81-97	14-4	15-8	29-12	Billups-27	McDyess-12	Billups-5	22,857
Jan 21	@Orlando	L	100-102	14-4	15-9	29-13	Hamilton-21	Wallace-15	Billups-5	17,519
Jan 23	@Philadelphia	W	86-78	14-4	16-9	30-13	Hamilton-21	McDyess-8	Wallace-6	13,878

# 2007-08 PISTONS GAME-BY-GAME RESULTS • REVIEW

DATE	OPPONENT	W/L	SCORE	HOME	ROAD	TOTAL	HI SCORER	HI REBOUNDER	HI ASSISTS	ATTEN
Jan 25	ORLANDO	W	101-93	15-4	16-9	31-13	Hamilton-32	McDyess-13	Hamilton-8 Prince-8	22,076
Jan 29	@Indiana	W	110-104	15-4	17-9	32-13	Wallace-24	McDyess-13	Billups-8	12,572
Jan 31	L.A. LAKERS	W	90-89	16-4	17-9	33-13	Prince-22	McDyess-12	Billups-7	22,076
Feb 3	DALLAS	W	90-67	17-4	17-9	34-13	Wallace-21	McDyess-11	Hamilton-7	22,076
Feb 6	MIAMI	W	100-95	18-4	17-9	35-13	Wallace-26	McDyess-13	Billups-10	22,076
Feb 8	PORTLAND	W	91-82	19-4	17-9	36-13	Billups-17	Johnson-6	Billups-5	22,076
Feb 10	CHARLOTTE	W	113-87	20-4	17-9	37-13	Prince-21	McDyess-12	Billups-7	22,076
Feb 12	@Atlanta	W	94-90	20-4	18-9	38-13	Wallace-21	McDyess-6	Billups-8	18,227
Feb 13	INDIANA	W	96-80	21-4	18-9	39-13	Hamilton-14	Maxiell-11	Billups-6	22,076
Feb 19	ORLANDO	L	85-103	21-5	18-9	39-14	Stuckey-16	McDyess-14	Billups-5	22,076
Feb 20	@Milwaukee	L	98-103	21-5	18-10	39-15	Billups-34	McDyess-14	Prince-6 Billups-6	14,211
Feb 22	MILWAUKEE	W	127-100	22-5	18-10	40-15	Billups-21	McDyess-7	Billups-12	22,076
Feb 24	@Phoenix	W	116-86	22-5	19-10	41-15	Wallace-22	McDyess-13	Billups-11	18,422
Feb 25	@Denver	W	98-93	22-5	20-10	42-15	Hamilton-20	McDyess-13	Prince-9	17,901
Feb 27	@Utah	L	95-103	22-5	20-11	42-16	Hamilton-22	Wallace-10	Prince-4	19,911
Mar 1	@L.A. Clippers	W	103-73	22-5	21-11	43-16	Prince-22	Maxiell-8	Prince-10	19,271
Mar 4	SEATTLE	W	100-97	23-5	21-11	44-16	Prince-24	Maxiell-9	Billups-9	22,076
Mar 5	@Boston	L	78-90	23-5	21-12	44-17	Billups-23	Prince-10	Billups-7	18,624
Mar 7	@New York	W	101-97	23-5	22-12	45-17	Prince-28	Prince-7	Billups-5	19,763
Mar 9	CHICAGO	W	116-109	24-5	22-12	46-17	Billups-34	McDyess-10	Hamilton-7	22,076
Mar 12	PHILADELPHIA	L	82-83	24-6	22-12	46-18	Wallace-17	McDyess-11	Hamilton-4	22,076
Mar 14	SAN ANTONIO	W	84-80	25-6	22-12	47-18	Hamilton-25	McDyess-17	Billups-8	22,076
Mar 16	NEW ORLEANS	W	105-84	26-6	22-12	48-18	Hayes-29	McDyess-11	Hamilton-6	22,076
Mar 18	DENVER	W	136-120	27-6	22-12	49-18	Hamilton-24	Maxiell-7	Billups-10	22,076
Mar 19	@Cleveland	L	73-89	27-6	22-13	49-19	Wallace-16	McDyess-11	Hamilton-7	20,562
Mar 23	@Washington	L	83-95	27-6	22-14	49-20	Hamilton-19	McDyess-14	Billups-11	20,173
Mar 24	PHOENIX	W	110-105(OT)	28-6	22-14	50-20	Billups-32	Wallace-9	Billups-6	22,076
Mar 26	@Toronto	L	82-89	28-6	22-15	50-21	Billups-24	Prince-8	Billups-9	19,800
Mar 27	MIAMI	W	85-69	29-6	22-15	51-21	Maxiell-15	Prince-8	Billups-11	22,076
Mar 29	CLEVELAND	W	85-71	30-6	22-15	52-21	Hamilton-14	McDyess-10	Prince-5	22,076
Apr 1	@Minnesota	W	94-90	30-6	23-15	53-21	Stuckey-27	McDyess-10	Prince-6	15,119
Apr 4	NEW JERSEY	W	106-87	31-6	23-15	54-21	McDyess-19	Wallace-8	Stuckey-9	22,076
Apr 6	@Miami	W	91-75	31-6	24-15	55-21	Stuckey-19	Maxiell-7	Billups-6	19,141
Apr 8	NEW YORK	L	94-98	31-7	24-15	55-22	Johnson-14	Maxiell-10	Billups-3	22,076
Apr 9	@Philadelphia	L	94-101	31-7	24-16	55-23	Billups-18	Johnson-7	Stuckey-6	18,945
Apr 11	WASHINGTON	W	102-74	32-7	24-16	56-23	Maxiell-28	Wallace-9	Hamilton-10	22,076
Apr 13	TORONTO	W	91-84	33-7	24-16	57-23	Stuckey-18	McDyess-9	Billups-4	22,076
Apr 15	MINNESOTA	W	115-103	34-7	24-16	58-23	Hayes-20	Prince-7	Billups-6	22,076
Apr 16	@Cleveland	W	84-74	34-7	25-16	59-23	Afflalo-15	Johnson-8	Dixon-9	20,562

LEADERSHIP

PLAYERS

07-08 REVIEW

RECORDS

HISTORY

NBA

OVERTIME



# REVIEW • 2007-08 PISTONS GAME-BY-GAME STATISTICS

DATE	OPPONENT	FG-FGA	PCT	3FG-A	PCT	FT-FTA	PCT	OR	DR	TR	A	PF	ST	TO	BS	PTS
11/1	@ Miami	31-80	.388	6-19	.316	23-30	.767	12	32	44	19	14	11	12	4	91
11/2	@ Orlando	43-73	.589	7-15	.467	23-30	.767	9	33	42	22	23	6	13	8	116
11/4	ATLANTA	37-81	.457	4-14	.286	14-21	.667	13	24	37	26	20	10	14	10	92
11/8	@ Chicago	32-72	.444	6-18	.333	23-30	.767	7	29	36	17	24	6	17	2	93
11/9	L.A. CLIPPERS	42-87	.483	7-17	.412	12-18	.667	13	<b>40</b>	<b>53</b>	27	19	3	12	5	103
11/11	@ Seattle	38-88	.432	8-23	.348	23-33	.697	12	37	49	27	25	10	11	1	107
11/13	@ Portland	37-84	.440	8-16	.500	12-16	.750	11	25	36	22	21	6	11	3	94
11/14	@ Golden State	44-83	.530	6-13	.462	17-25	.680	11	34	45	30	17	4	14	5	111
11/16	@ L.A. Lakers	33-76	.434	3-14	.214	22-27	.815	14	34	48	19	23	6	17	7	91
11/18	@ Sacramento	36-74	.486	4-13	.308	19-33	.576	8	24	32	21	28	4	11	4	95
11/21	NEW YORK	37-76	.487	8-18	.444	16-23	.696	11	25	36	29	15	7	9	7	98
11/23	PHILADELPHIA	34-82	.415	2-14	.143	13-18	.722	12	24	36	24	22	7	6	3	83
11/25	UTAH	34-86	.395	6-13	.462	19-28	.679	17	25	42	22	20	9	12	6	93
11/28	CLEVELAND	45-77	.584	2-11	.182	17-23	.739	13	30	43	30	12	9	11	9	109
12/1	@ Milwaukee	44-86	.512	7-15	.467	22-25	.880	15	22	37	25	24	7	12	5	117
12/2	NEW JERSEY	45-80	.563	6-19	.316	22-29	.759	14	24	38	26	17	4	8	7	118
12/4	@ Atlanta	42-81	.519	6-10	.600	16-17	.941	11	28	39	29	23	8	16	10	106
12/5	@ New Orleans	35-85	.412	6-21	.286	15-18	.833	13	34	47	21	20	3	6	5	91
12/7	CHICAGO	32-81	.395	6-19	.316	21-27	.778	12	27	39	21	21	5	7	6	91
12/9	CHARLOTTE	33-70	.471	6-21	.286	<b>32</b> -36	.889	13	34	47	20	16	7	16	5	104
12/11	@ Memphis	41-81	.506	4-15	.267	27-32	.844	9	29	28	29	25	9	8	6	113
12/12	@ Houston	30-83	.361	4-15	.267	13-22	.591	12	32	44	15	18	4	9	2	77
12/14	ATLANTA	33-73	.452	4-15	.267	21-29	.724	11	34	45	21	24	3	14	6	91
12/16	GOLDEN STATE	41-81	.506	7-18	.389	20-24	.833	12	35	47	23	20	8	9	11	109
12/19	@ Boston	29-72	.403	9-20	.450	20-23	.870	10	24	34	14	17	7	14	1	87
12/21	MEMPHIS	34-81	.420	2-12	.167	24-30	.800	12	33	45	22	19	16	8	6	94
12/23	HOUSTON	32-77	.416	7-13	.538	23-29	.793	11	31	42	23	23	8	15	4	94
12/26	@ New Jersey	42-78	.538	4-10	.400	13-18	.722	6	24	30	27	17	10	11	2	101
12/28	INDIANA	44-90	.489	7-15	.467	19-25	.760	17	26	43	29	20	10	12	8	114
12/29	@ Indiana	32-73	.438	6-15	.400	28-34	.824	6	32	38	20	21	7	9	6	98
12/31	MILWAUKEE	45-77	.548	8-15	.533	16-21	.762	7	29	36	33	22	9	13	4	114
1/2	@ Washington	37-76	.487	11-22	.500	21-26	.808	11	26	37	23	24	6	13	4	106
1/4	@ Toronto	39-77	.506	8-16	.500	15-18	.833	7	<b>40</b>	47	24	19	3	7	0	101
1/5	BOSTON	31-79	.392	7-21	.333	16-23	.696	10	26	36	23	24	5	6	6	85
1/9	@ Dallas	34-84	.405	6-12	.500	12-15	.800	14	24	38	17	15	9	10	5	86
1/10	@ San Antonio	36-77	.468	3-11	.273	15-19	.789	7	31	38	17	19	10	9	4	90
1/12	@ Charlotte	38-98	.388	<b>7-29</b>	.241	20-21	<b>.952</b>	17	31	48	22	26	13	12	7	103
1/13	@ New York	23-75	.307	2-15	.133	17-22	.773	12	31	43	9	16	3	11	2	65
1/15	TORONTO	38-76	.500	8-13	.615	19-23	.826	6	32	38	29	11	10	9	4	103
1/18	SACRAMENTO	34-81	.420	6-19	.316	19-30	.633	17	28	45	23	18	8	10	5	93
1/19	@ Chicago	28-69	.406	6-18	.333	19-29	.655	8	24	32	13	24	6	14	5	81
1/21	@ Orlando	35-80	.438	7-13	.538	23-30	.767	11	23	34	14	28	10	11	2	100

# 2007-08 PISTONS GAME-BY-GAME STATISTICS • REVIEW

DATE	OPPONENT	FG-FGA	PCT	3FG-A	PCT	FT-FTA	PCT	OR	DR	TR	A	PF	ST	TO	BS	PTS
1/23	@ Philadelphia	32-71	.451	5-18	.278	17-24	.708	12	21	33	17	18	7	9	6	86
1/25	ORLANDO	41-81	.506	5-13	.385	14-17	.824	15	34	49	25	<b>30</b>	8	14	4	101
1/29	@ Indiana	42-85	.494	6-14	.429	20-29	.690	17	31	48	22	16	8	10	7	110
1/31	L.A. LAKERS	36-82	.439	6-15	.400	12-16	.750	11	32	43	19	24	<b>17</b>	<b>18</b>	7	90
2/3	DALLAS	36-83	.434	6-12	.500	12-16	.750	13	35	48	25	25	5	9	8	90
2/6	MIAMI	36-76	.474	5-12	.417	23-31	.742	10	28	38	30	17	6	9	3	100
2/8	PORTLAND	36-73	.440	9-16	.563	10-15	.667	11	26	37	26	17	4	13	7	91
2/10	CHARLOTTE	41-85	.482	12-24	.500	19-26	.731	15	31	46	31	28	11	10	3	113
2/12	@ Atlanta	35-76	.461	6-16	.375	18-28	.643	11	23	34	15	20	11	8	6	94
2/13	INDIANA	34-80	.425	9-19	.474	19-26	.731	9	39	48	24	24	5	13	11	96
2/19	ORLANDO	32-83	.386	2-14	.143	19-25	.760	15	29	44	17	21	9	13	8	85
2/20	@ Milwaukee	32-82	.390	8-25	.320	26-29	.897	14	26	40	21	22	8	12	4	98
2/22	MILWAUKEE	46-89	.517	7-19	.368	28-36	.778	16	26	42	33	23	8	6	8	127
2/24	@ Phoenix	46-89	.517	9-18	.500	15-18	.833	11	37	48	26	23	3	9	4	116
2/25	@ Denver	38-88	.432	5-18	.278	17-19	.895	11	36	47	29	25	7	11	3	98
2/27	@ Utah	32-75	.427	4-16	.250	27-35	.771	10	29	39	17	21	7	9	4	95
3/1	@ L.A. Clippers	44-81	.543	7-14	.500	8-12	.667	8	36	44	28	24	5	12	7	103
3/4	SEATTLE	30-79	.380	9-19	.474	31- <b>37</b>	.838	16	24	40	23	23	10	12	10	100
3/5	@ Boston	28-77	.364	4-16	.250	18-25	.720	9	29	38	16	23	6	8	5	78
3/7	@ New York	39-78	.500	2-8	.250	21-30	.700	8	29	37	18	20	8	13	6	101
3/9	CHICAGO	41-81	.506	5-12	.417	29-33	.879	15	27	42	21	26	3	10	7	116
3/12	PHILADELPHIA	30-65	.462	4-14	.286	18-28	.643	9	23	32	15	22	3	14	<b>12</b>	82
3/14	SAN ANTONIO	35-86	.407	2-18	.111	12-15	.800	22	29	51	23	12	4	11	4	84
3/16	NEW ORLEANS	39-74	.527	<b>14-21</b>	<b>.667</b>	13-16	.813	11	26	37	25	17	7	9	5	105
3/18	DENVER	<b>55-91</b>	<b>.604</b>	12-20	.600	14-18	.778	14	26	40	<b>42</b>	22	6	<b>18</b>	2	<b>136</b>
3/19	@ Cleveland	31-78	.397	5-17	.294	6-7	.857	10	29	39	17	14	4	11	7	73
3/23	@ Washington	34-79	.430	6-18	.333	9-12	.750	12	27	39	24	19	6	11	5	83
3/24	PHOENIX	40-89	.449	7-21	.333	23-28	.821	12	30	42	19	23	8	12	9	110
3/26	@ Toronto	31-76	.408	9-18	.500	11-13	.846	12	29	41	20	18	8	15	6	82
3/27	MIAMI	32-68	.471	2-10	.200	19-27	.704	9	28	37	20	16	7	11	6	85
3/29	CLEVELAND	33-73	.452	1-12	.083	18-21	.857	11	32	43	17	19	8	11	10	85
4/1	@ Minnesota	32-80	.400	4-11	.364	26-33	.788	13	32	45	13	21	6	8	6	94
4/4	NEW JERSEY	42-80	.525	6-17	.353	16-22	.727	17	31	48	29	26	10	16	4	106
4/6	@ Miami	35-70	.500	5-13	.385	16-19	.842	6	35	41	16	21	6	13	10	91
4/8	NEW YORK	36- <b>101</b>	.356	4-25	.160	18-26	.692	<b>24</b>	27	51	15	12	12	9	10	94
4/9	@ Philadelphia	35-81	.432	7-20	.350	17-20	.850	13	26	39	19	20	5	12	4	94
4/11	WASHINGTON	42-84	.500	6-22	.273	12-16	.750	10	39	49	28	22	3	9	<b>12</b>	102
4/13	TORONTO	38-78	.487	3-12	.250	12-15	.800	11	33	44	14	17	7	14	4	91
4/15	MINNESOTA	40-79	.506	7-14	.500	28-34	.824	10	29	39	24	21	8	14	10	115
4/16	@ Cleveland	32-83	.386	5-14	.357	15-18	.833	16	34	50	21	22	3	10	7	84

BOLD AND UNDERLINE DENOTES SEASON HIGH

LEADERSHIP

PLAYERS

07-08 REVIEW

RECORDS

HISTORY

NBA

OVERTIME



REVIEW • 2007-08 OPPONENTS GAME-BY-GAME STATISTICS

DATE	OPPONENT	FG-FGA	PCT	3FG-A	PCT	FT-FTA	PCT	OR	DR	TR	A	PF	ST	TO	BS	PTS
11/1	@ Miami	33-75	.440	5-12	.417	9-15	.600	5	35	40	15	22	4	17	4	80
11/2	@ Orlando	31-77	.403	8-18	.444	22-33	.667	10	24	34	16	20	5	12	2	92
11/4	ATLANTA	33-72	.458	4-10	.400	21-26	.808	12	29	41	15	16	8	21	7	91
11/8	@ Chicago	39-85	.459	1-8	.125	18-27	.667	15	32	47	28	21	9	15	2	97
11/9	L.A. CLIPPERS	26-74	.351	3-13	.231	24-28	.857	7	26	33	12	19	2	13	3	79
11/11	@ Seattle	37-86	.430	3-9	.333	26-29	.897	11	36	47	21	25	7	13	2	103
11/13	@ Portland	40-73	.548	6-15	.400	16-22	.727	7	36	43	22	18	4	13	1	102
11/14	@ Golden State	39-95	.411	<b>13-34</b>	.382	13-21	.619	20	24	44	24	20	6	11	4	104
11/16	@ L.A. Lakers	35-91	.385	9-24	.375	24-32	.750	<b>23</b>	22	45	20	19	<b>13</b>	9	2	103
11/18	@ Sacramento	35-74	.473	5-16	.313	30-38	.789	7	32	39	22	23	5	9	3	105
11/21	NEW YORK	36-80	.450	6-15	.400	8-14	.571	12	29	41	22	20	6	13	7	86
11/23	PHILADELPHIA	27-69	.391	3-15	.200	21-29	.724	14	33	47	13	16	1	17	5	78
11/25	UTAH	39-75	.520	3-14	.214	22-30	.733	11	31	42	28	26	7	16	5	103
11/28	CLEVELAND	28-70	.400	6-15	.400	12-17	.706	6	17	23	14	21	6	15	0	74
12/1	@ Milwaukee	39-70	.557	4-13	.308	9-21	.429	6	24	30	25	23	5	19	3	91
12/2	NEW JERSEY	35-77	.455	5-18	.278	20-21	<b>.952</b>	12	22	34	28	<b>28</b>	7	13	2	95
12/4	@ Atlanta	32-74	.432	4-12	.333	27-30	.900	9	24	33	19	18	8	15	2	95
12/5	@ New Orleans	26-75	.347	4-15	.267	20-23	.870	14	34	48	16	17	3	13	6	76
12/7	CHICAGO	35-80	.438	6-14	.429	22-26	.846	17	34	<b>51</b>	17	22	4	10	5	98
12/9	CHARLOTTE	34-79	.430	6-20	.300	11-14	.786	8	21	29	22	27	5	11	3	85
12/11	@ Memphis	37-79	.468	5-14	.357	24-31	.774	12	30	42	15	21	2	13	4	103
12/12	@ Houston	34-74	.459	6-15	.400	6-22	.273	10	37	47	25	15	6	12	8	80
12/14	ATLANTA	27-76	.355	0-4	.000	27-35	.771	15	32	47	12	28	10	11	2	81
12/16	GOLDEN STATE	33-79	.418	6-22	.273	15-23	.652	13	19	32	23	19	6	17	2	87
12/19	@ Boston	34-69	.493	4-14	.286	13-21	.619	10	27	37	18	18	9	15	3	85
12/21	MEMPHIS	24-71	.338	4-17	.235	15-23	.652	11	33	44	11	22	5	<b>23</b>	4	67
12/23	HOUSTON	29-72	.403	8-20	.400	16-23	.696	8	29	37	17	23	8	18	6	82
12/26	@ New Jersey	30-65	.462	3-11	.273	20-25	.800	9	26	35	23	17	6	17	3	83
12/28	INDIANA	38-81	.469	6-16	.375	19-28	.679	11	27	38	22	20	5	16	8	101
12/29	@ Indiana	32-74	.432	7-12	.583	21-26	.808	10	34	44	18	22	5	14	2	92
12/31	MILWAUKEE	26-72	.361	2-12	.167	15-26	.577	16	22	38	14	17	4	21	3	69
1/2	@ Washington	30-67	.448	5-18	.278	28-32	.875	8	27	35	13	18	4	14	2	93
1/4	@ Toronto	33-80	.413	5-13	.385	14-22	.636	9	27	36	16	15	5	4	2	95
1/5	BOSTON	31-74	.419	4-16	.250	26-33	.788	15	35	50	14	27	4	13	4	92
1/9	@ Dallas	42-74	<b>.568</b>	10-16	<b>.625</b>	8-11	.727	7	31	38	19	16	3	13	5	102
1/10	@ San Antonio	29-67	.433	4-14	.286	18-23	.783	7	30	37	17	18	6	15	5	80
1/12	@ Charlotte	38-80	.475	3-16	.188	21-32	.656	13	32	45	18	23	8	18	<b>10</b>	100
1/13	@ New York	34-72	.472	5-20	.250	16-27	.593	7	33	40	21	17	6	6	2	89
1/15	TORONTO	35-79	.443	4-12	.333	15-17	.882	12	30	42	20	20	4	14	3	89
1/18	SACRAMENTO	36-71	.507	7-23	.304	21-26	.808	5	35	40	25	22	8	12	1	100
1/19	@ Chicago	30-71	.423	5-12	.417	<b>32-36</b>	.889	9	32	41	13	21	9	9	3	97
1/21	@ Orlando	33-65	.508	8-17	.471	28-37	.757	5	31	36	19	21	6	12	5	102

2007-08 OPPONENTS GAME-BY-GAME STATISTICS • REVIEW

DATE	OPPONENT	FG-FGA	PCT	3FG-A	PCT	FT-FTA	PCT	OR	DR	TR	A	PF	ST	TO	BS	PTS
1/23	@ Philadelphia	33-76	.434	4-14	.286	8-13	.615	19	28	47	17	20	4	18	1	78
1/25	ORLANDO	31-70	.443	6-19	.316	25- <b>39</b>	.641	8	23	31	16	16	6	9	6	93
1/29	@ Indiana	36-78	.462	12-24	.500	20-26	.769	11	29	40	25	22	7	13	5	104
1/31	L.A. LAKERS	29-68	.426	7-19	.368	24-35	.686	9	29	38	16	18	8	22	3	89
2/3	DALLAS	23-76	.303	2-14	.143	19-24	.792	11	31	42	11	14	3	9	3	67
2/6	MIAMI	37-74	.500	4-13	.308	17-20	.850	5	27	32	23	24	4	10	2	95
2/8	PORTLAND	33-75	.440	0-8	.000	16-19	.842	11	24	35	18	16	5	11	0	82
2/10	CHARLOTTE	28-72	.389	4-13	.308	27-35	.771	12	23	35	18	25	5	16	4	87
2/12	@ Atlanta	35-82	.427	2-9	.222	18-21	.857	17	30	47	18	21	3	14	4	90
2/13	INDIANA	25-79	.316	6-15	.400	24-26	.923	7	30	37	13	21	6	10	6	80
2/19	ORLANDO	36-74	.486	<b>13-20</b>	.650	18-23	.783	6	30	36	18	24	6	14	6	103
2/20	@ Milwaukee	35-80	.438	6-14	.429	27-33	.818	15	32	47	24	21	6	13	4	103
2/22	MILWAUKEE	37-74	.500	4-10	.400	22-33	.667	9	23	32	16	26	6	15	8	100
2/24	@ Phoenix	32-77	.416	4-12	.333	18-29	.621	5	27	32	19	13	2	12	5	86
2/25	@ Denver	32-89	.360	7-24	.292	22-29	.759	17	29	46	25	14	7	8	6	93
2/27	@ Utah	41-83	.494	7-17	.412	14-17	.824	11	30	41	29	22	2	9	5	103
3/1	@ L.A. Clippers	24-69	.348	1-6	.167	24-34	.760	10	27	37	12	15	4	13	2	73
3/4	SEATTLE	37-81	.457	3-11	.273	20-25	.800	12	35	47	18	26	5	18	3	97
3/5	@ Boston	35-76	.461	3-8	.375	17-24	.708	10	<b>40</b>	50	23	20	2	11	5	90
3/7	@ New York	35-76	.461	6-14	.429	21-27	.778	10	29	39	16	24	6	16	4	97
3/9	CHICAGO	37-78	.474	6-10	.600	29-36	.806	10	18	28	16	23	7	7	2	109
3/12	PHILADELPHIA	33-81	.407	3-8	.375	14-22	.636	14	25	39	13	23	9	7	5	83
3/14	SAN ANTONIO	35-81	.432	6-19	.316	4-6	.667	12	27	39	15	17	7	12	5	80
3/16	NEW ORLEANS	35-81	.432	3-18	.167	11-16	.688	17	23	40	17	17	7	10	1	84
3/18	DENVER	<b>43-76</b>	.556	10-20	.500	24-32	.750	4	18	22	<b>31</b>	19	12	13	3	<b>120</b>
3/19	@ Cleveland	36-81	.444	5-13	.385	12-16	.750	14	32	46	22	10	5	7	5	89
3/23	@ Washington	38-72	.528	6-16	.375	13-17	.765	7	26	33	21	15	3	10	3	95
3/24	PHOENIX	40-80	.500	5-13	.385	20-24	.833	8	30	38	24	19	4	14	3	105
3/26	@ Toronto	36-73	.493	5-13	.385	12-13	.923	4	31	35	26	13	6	12	8	89
3/27	MIAMI	24-67	.358	2-15	.133	19-22	.864	8	26	34	17	22	7	13	1	69
3/29	CLEVELAND	27-74	.365	2-10	.200	15-21	.714	11	26	37	19	15	6	12	4	71
4/1	@ Minnesota	32-75	.427	4-17	.235	22-29	.759	7	37	44	20	26	5	12	4	90
4/4	NEW JERSEY	34-75	.453	1-12	.083	18-27	.667	10	21	31	20	16	6	15	5	87
4/6	@ Miami	25-71	.352	7-20	.350	18-22	.818	6	27	33	15	18	7	11	3	75
4/8	NEW YORK	41-76	.539	6-16	.375	10-13	.769	7	38	45	18	21	6	22	7	98
4/9	@ Philadelphia	37-73	.507	5-14	.357	22-31	.710	10	33	43	28	19	8	10	7	101
4/11	WASHINGTON	23-85	.271	7-26	.269	21-26	.808	17	24	41	12	18	6	9	5	74
4/13	TORONTO	36-83	.434	3-16	.188	9-12	.750	7	26	33	26	14	7	12	2	84
4/15	MINNESOTA	41-85	.482	7-17	.412	14-23	.609	11	24	35	23	22	11	11	7	103
4/16	@ Cleveland	26-79	.329	0-9	.000	22-32	.688	18	32	50	13	13	7	10	2	74

BOLD AND UNDERLINE DENOTES SEASON HIGH

LEADERSHIP

PLAYERS

07-08 REVIEW

RECORDS

HISTORY

NBA

OVERTIME



# REVIEW • 2007-08 INDIVIDUAL SEASON HIGHS

PLAYER	MINUTES	FIELD GOALS	FREE THROWS	REBOUNDS			ASSISTS	STEALS	TURNOVERS	BLOCKED SHOTS	POINTS
				OFFENSIVE	DEFENSIVE	TOTAL					
ARRON AFFLALO	34C	6C	6C	4C(2)	6C	8C	4C	2C(8)	3C(2)	1C(8)	15C(2)
-----	APR. 1 at Minn.	APR. 16 at Clev.	DEC. 21 vs Mem.	APR. 16 at Clev.	MAR. 27 vs Miami	APR. 16 at Clev.	APR. 16 at Clev.	APR. 16 at Clev.	DEC. 31 vs Milw.	APR. 13 vs Tor.	APR. 16 at Clev.
CHAUNCEY BILLUPS	45	10	15	3	7	8	15	5	6 (2)	2 (3)	34(2)
-----	MAR. 24 vs Phoe.	JAN. 12 at Cha.	MAR. 24 vs Phoe.	DEC. 28 vs Ind.	JAN. 18 vs Sac.	JAN. 18 vs Sac.	NOV. 21 vs N.Y.	MAR. 4 vs Sea.	MAR. 18 vs Den.	MAR. 12 vs Phil.	MAR. 9 vs Chi.
JUAN DIXON	27	6 (2)	2	2	4	4 (2)	9C	0	3 (2)	0	14
-----	APR. 9 at Phil.	APR. 9 at Phil.	MAR. 7 at N.Y.	APR. 8 vs N.Y.	APR. 6 at Miami	APR. 6 at Miami	APR. 16 at Clev.		APR. 16 at Clev.		MAR. 1 at LA-C
RICHARD HAMILTON	46	16	8	5T	7 (2)	8 (2)	10 (2)	4 (4)	6	2	39
-----	JAN. 12 at Cha.	JAN. 15 vs Tor.	MAR. 29 vs Clev.	NOV. 13 at Port.	FEB. 25 at Den.	FEB. 25 at Den.	APR. 11 vs Wash.	APR. 15 vs Minn.	NOV. 21 vs N.Y.	MAR. 23 at Wash.	JAN. 15 vs Tor.
JARVIS HAYES	28	10	4	3	5 (4)	7	4	4T	3	2T	29T
-----	APR. 16 at Clev.	MAR. 16 vs N.O.	DEC. 9 vs Cha.	DEC. 23 vs Hou.	DEC. 29 at Ind.	NOV. 9 vs LA-C	MAR. 18 vs Den.	NOV. 1 at Miami	APR. 15 vs Minn.	NOV. 28 vs Clev.	MAR. 16 vs N.O.
WALTER HERRMANN	33	6	4	3	4 (2)	6 (2)	4C	2T	3T	1T	16
-----	NOV. 23 at Orl.	NOV. 23 at Orl.	APR. 1 at Minn.	NOV. 6 vs Phoe.	NOV. 23 at Orl.	NOV. 23 at Orl.	JAN. 9 at Dall.	DEC. 9 at Det.	APR. 4 vs N.J.	APR. 8 vs N.Y.	NOV. 23 at Orl.
LINDSEY HUNTER	18	4	2 (2)	1 (4)	2 (2)	3	4 (2)	3	3	1 (2)	9
-----	APR. 11 vs Wash.	APR. 15 vs Minn.	JAN. 10 at S.A.	APR. 11 vs Wash.	MAR. 24 vs Phoe.	DEC. 23 vs Hou.	DEC. 7 vs Chi.	DEC. 19 at Bos.	NOV. 16 at LA-L	DEC. 23 vs Hou.	APR. 15 vs Minn.
AMIR JOHNSON	31	6	4	6T	7C(3)	9 (5)	3T(2)	2 (5)	3T(2)	7C	14
-----	FEB. 13 vs Ind.	FEB. 22 vs Milw.	APR. 8 vs N.Y.	DEC. 28 vs Ind.	APR. 16 at Clev.	APR. 8 vs N.Y.	FEB. 24 at Phoe.	APR. 8 vs N.Y.	FEB. 8 vs Port.	FEB. 13 vs Ind.	APR. 8 vs N.Y.
JASON MAXIELL	44C	11C	7T(2)	6	10C	14	5C	2T(2)	3 (6)	6C	28C
-----	NOV. 14 at G.S.	APR. 11 vs Wash.	FEB. 27 at Utah	DEC. 2 vs N.J.	NOV. 14 at G.S.	NOV. 14 at G.S.	NOV. 14 at G.S.	MAR. 16 vs N.O.	MAR. 18 vs Den.	DEC. 16 vs G.S.	APR. 11 vs Wash.
ANTONIO MCDYESS	40	9 (2)	6	6 (5)	12	17	5	7C	5	3 (2)	20
-----	NOV. 25 vs Utah	APR. 4 vs N.J.	MAR. 12 vs Phil.	MAR. 16 vs N.O.	DEC. 14 vs Atl.	MAR. 14 vs S.A.	JAN. 29 at Ind.	JAN. 15 vs Tor.	JAN. 12 at Cha.	MAR. 12 vs Phil.	NOV. 21 vs N.Y.
TAYSHAUN PRINCE	43 (2)	13T	9	4 (2)	11T	12T	10C	2 (6)	6T	2 (3)	34C
-----	JAN. 19 at Chi.	NOV. 1 at Miami	MAR. 7 at N.Y.	JAN. 12 at Cha.	JAN. 4 at Tor.	NOV. 1 at Miami	MAR. 1 at LA-C	APR. 4 vs N.J.	DEC. 14 vs Atl.	FEB. 12 at Atl.	NOV. 1 at Miami

# 2007-08 INDIVIDUAL SEASON HIGHS • REVIEW

PLAYER	MINUTES	FIELD GOALS	FREE THROWS	REBOUNDS			ASSISTS	STEALS	TURNOVERS	BLOCKED SHOTS	POINTS
				OFFENSIVE	DEFENSIVE	TOTAL					
TAYSHAUN PRINCE	43 (2)	13T	9	4 (2)	11T	12T	10C	2 (6)	6T	2 (3)	34C
-----	JAN. 19 at Chi.	NOV. 1 at Miami	MAR. 7 at N.Y.	JAN. 12 at Cha.	JAN. 4 at Tor.	NOV. 1 at Miami	MAR. 1 at LA-C	APR. 4 vs N.J.	DEC. 14 vs Atl.	FEB. 12 at Atl.	NOV. 1 at Miami
THEO RATLIFF	37	5	6	5	6	8	2 (3)	1 (7)	4	6	14(2)
-----	NOV. 10 at Sac.	NOV. 10 at Sac.	NOV. 2 vs Den.	MAR. 14 vs S.A.	MAR. 9 vs Chi.	MAR. 9 vs Chi.	MAR. 29 vs Clev.	APR. 6 at Miami	NOV. 4 at N.Y.	NOV. 10 at Sac.	NOV. 10 at Sac.
CHEIKH SAMB	15C	2C	1C	2C	3C	4C	0C	1C	1C	2C	4C
-----	NOV. 16 at LA-L	APR. 1 at Minn.	NOV. 18 at Sac.	APR. 1 at Minn.	NOV. 16 at LA-L	NOV. 16 at LA-L		NOV. 16 at LA-L	APR. 6 at Miami	NOV. 16 at LA-L	APR. 1 at Minn.
RODNEY STUCKEY	33C	7C(2)	12C	2C(8)	4C(5)	6C	9C	3C(4)	4C	1C(6)	27C
-----	APR. 1 at Minn.	APR. 6 at Miami	APR. 1 at Minn.	APR. 16 at Clev.	APR. 11 vs Wash.	MAR. 26 at Tor.	APR. 4 vs N.J.	APR. 6 at Miami	MAR. 24 vs Phoe.	APR. 1 at Minn.	APR. 1 at Minn.
RASHEED WALLACE	42	12	9	5 (2)	13	15 (2)	6 (2)	5 (2)	5 (2)	5	36
-----	NOV. 8 at Chi.	NOV. 8 at Chi.	NOV. 8 at Chi.	JAN. 18 vs Sac.	JAN. 10 at S.A.	JAN. 21 at Orl.	MAR. 18 vs Den.	FEB. 12 at Atl.	JAN. 2 at Wash.	APR. 15 vs Minn.	NOV. 8 at Chi.
<b>PISTONS High Games</b>	<b>265 (2)</b>	<b>55</b>	<b>32</b>	<b>24</b>	<b>40 (2)</b>	<b>53</b>	<b>42</b>	<b>17</b>	<b>18 (2)</b>	<b>12 (2)</b>	<b>136</b>
-----	<b>MAR. 24 vs Phoe.</b>	<b>MAR. 18 vs Den.</b>	<b>DEC. 9 vs Cha.</b>	<b>APR. 8 vs N.Y.</b>	<b>JAN. 4 at Tor.</b>	<b>NOV. 9 vs LA-C</b>	<b>MAR. 18 vs Den.</b>	<b>JAN. 31 vs LA-L</b>	<b>MAR. 18 vs Den.</b>	<b>APR. 11 vs Wash.</b>	<b>MAR. 18 vs Den.</b>
<b>PISTONS Low Games</b>	<b>240 (80)</b>	<b>23</b>	<b>6</b>	<b>6 (4)</b>	<b>21</b>	<b>30</b>	<b>9</b>	<b>3 (10)</b>	<b>6 (2)</b>	<b>0</b>	<b>65</b>
-----	<b>APR. 16 at Clev.</b>	<b>JAN. 13 at N.Y.</b>	<b>MAR. 19 at Clev.</b>	<b>APR. 6 at Miami</b>	<b>JAN. 23 at Phil.</b>	<b>DEC. 26 at N.J.</b>	<b>JAN. 13 at N.Y.</b>	<b>APR. 16 at Clev.</b>	<b>FEB. 22 vs Milw.</b>	<b>JAN. 4 at Tor.</b>	<b>JAN. 13 at N.Y.</b>
<b>OPPONENTS High Games</b>	<b>265 (2)</b>	<b>43</b>	<b>32</b>	<b>23</b>	<b>40</b>	<b>51</b>	<b>31</b>	<b>13</b>	<b>23</b>	<b>10</b>	<b>120</b>
-----	<b>MAR. 24 vs Phoe.</b>	<b>MAR. 18 vs Den.</b>	<b>JAN. 19 at Chi.</b>	<b>NOV. 16 at LA-L</b>	<b>MAR. 5 at Bos.</b>	<b>DEC. 7 vs Chi.</b>	<b>MAR. 18 vs Den.</b>	<b>NOV. 16 at LA-L</b>	<b>DEC. 21 vs Mem.</b>	<b>JAN. 12 at Cha.</b>	<b>MAR. 18 vs Den.</b>
<b>OPPONENTS Low Games</b>	<b>240 (80)</b>	<b>23 (2)</b>	<b>4</b>	<b>4 (2)</b>	<b>17</b>	<b>22</b>	<b>11 (2)</b>	<b>1</b>	<b>4</b>	<b>0 (2)</b>	<b>67 (2)</b>
-----	<b>APR. 16 at Clev.</b>	<b>APR. 11 vs Wash.</b>	<b>MAR. 14 vs S.A.</b>	<b>MAR. 26 at Tor.</b>	<b>NOV. 28 vs Clev.</b>	<b>MAR. 18 vs Den.</b>	<b>FEB. 3 vs Dall.</b>	<b>NOV. 23 vs Phil.</b>	<b>JAN. 4 at Tor.</b>	<b>FEB. 8 vs Port.</b>	<b>FEB. 3 vs Dall.</b>

"C" indicates a new career-high, "T" a tied career-high.

Numbers in parentheses indicate the number of games in which a player or team has reached a given total (if more than one).



INDIVIDUAL

CATEGORY	TOTAL	DATE/OPPONENT
Most Points	39	Richard Hamilton, 1/15/08 vs. Toronto
Most Field Goals Made	16	Richard Hamilton, 1/15/08 vs. Toronto
Most Field Goals Attempted	25	Richard Hamilton, 1/12/08 at Charlotte (OT)
Most Free Throws Made	15	Chauncey Billups, 3/24/08 vs. Phoenix
Most Free Throws Attempted	16	Chauncey Billups, 3/24/08 vs. Phoenix
Most 3-Point Field Goals Made	7	Jarvis Hayes, 3/16/08 vs. New Orleans
Most 3-Point Field Goals Attempted	10	Three times, last, Rasheed Wallace, 3/24/08 vs. Phoenix
Most Rebounds	17	Antonio McDyess, 3/14/08 vs. San Antonio
Most Offensive Rebounds	6	Seven times, last, Antonio McDyess, 3/16/08 vs. New Orleans
Most Defensive Rebounds	13	Rasheed Wallace, 1/10/08 at San Antonio
Most Assists	15	Chauncey Billups, 11/21/07 vs. New York
Most Steals	7	Antonio McDyess, 1/15/08 vs. Toronto
Most Turnovers	6	Four times, last, Chauncey Billups, 3/18/08 vs. Denver
Most Blocks	7	Amir Johnson, 2/13/08 vs. Indiana
Most Minutes	46	Richard Hamilton, 1/12/08 at Charlotte (OT)

TEAM

CATEGORY	TOTAL	DATE/OPPONENT
Most Points	136	vs. Denver, 3/18/08
Most Points (First Quarter)	39	vs. Orlando, 1/25/08
Most Points (Second Quarter)	40	vs. Indiana, 12/28/07
Most Points (Halftime)	73	vs. Denver, 3/18/08
Most Points (Third Quarter)	35	vs. Milwaukee, 2/22/08
Most Points (Fourth Quarter)	36	vs. Denver, 3/18/08
Most Points (Second Half)	64	vs. New Jersey, 12/2/07
Fewest Points	65	at New York, 1/13/08
Fewest Points (First Quarter)	13	Twice, most recently at Cleveland, 4/16/08
Fewest Points (Second Quarter)	13	at Cleveland, 3/19/08
Fewest Points (Halftime)	32	Twice, most recently at Cleveland, 4/16/08
Fewest Points (Third Quarter)	10	at New York, 1/13/08
Fewest Points (Fourth Quarter)	10	vs. Portland, 2/8/08
Fewest Points (Second Half)	32	vs. Portland, 2/8/08
Most Points (Overtime Period)	14	vs. Phoenix, 3/24/08
Fewest Points (Overtime Period)	12	at Charlotte, 1/12/08
Most Field Goals Made	55	vs. Denver, 3/18/08
Most Field Goals Attempted	101	vs. New York, 4/8/08
Fewest Field Goals Made	23	at New York, 1/13/08
Fewest Field Goals Attempted	68	vs. Miami, 3/27/08
Highest Field Goal Percentage	604	vs. Denver, 3/18/08
Lowest Field Goal Percentage	307	at New York, 1/13/08
Most 3-Point Field Goals Made	14	vs. New Orleans, 3/16/08
Most 3-Point Field Goals Attempted	29	at Charlotte, 1/12/08
Fewest 3-Point Field Goals Made	1	vs. Cleveland, 3/29/08
Fewest 3-Point Field Goals Attempted	8	at New York, 3/7/08
Highest 3-Point Field Goal Percentage	667	vs. New Orleans, 3/16/08
Lowest 3-Point Field Goal Percentage	083	vs. Cleveland, 3/29/08
Most Free Throws Made	32	vs. Charlotte, 12/9/07
Most Free Throws Attempted	37	vs. Seattle, 3/4/08
Fewest Free Throws Made	6	at Cleveland, 3/19/08
Fewest Free Throws Attempted	7	at Cleveland, 3/19/08
Highest Free Throw Percentage	952	at Charlotte, 1/12/08
Lowest Free Throw Percentage	576	at Sacramento, 11/18/07
Most Rebounds	53	vs. L.A. Clippers, 11/9/07
Fewest Rebounds	30	at New Jersey, 12/26/07
Most Offensive Rebounds	24	vs. New York, 4/8/08
Fewest Offensive Rebounds	6	Twice, most recently vs. Indiana, 12/29/07
Most Defensive Rebounds	40	Twice, most recently at Toronto, 1/4/08
Fewest Defensive Rebounds	22	at Milwaukee, 12/1/07
Most Assists	42	vs. Denver, 3/18/08
Fewest Assists	9	at New York, 1/13/08
Most Steals	17	vs. L.A. Lakers, 1/31/08
Fewest Steals	3	Eight times, most recently at Cleveland, 4/16/08
Most Turnovers	18	Twice, most recently vs. Denver, 3/18/08
Fewest Turnovers	6	Twice, most recently vs. Milwaukee, 2/22/08
Most Blocked Shots	12	Twice, most recently vs. Washington, 4/11/08
Fewest Blocked Shots	0	at Toronto, 1/4/08

INDIVIDUAL

CATEGORY	TOTAL	DATE/OPPONENT
Most Points	39	Kobe Bryant, 1/31/08 vs. L.A. Lakers
Most Field Goals Made	17	Carlos Boozer, 11/25/07 vs. Utah
Most Field Goals Attempted	26	Al Jefferson, 4/15/08 vs. Minnesota
Most Free Throws Made	15	Amare Stoudemire, 3/24/08 vs. Phoenix
Most Free Throws Attempted	16	Amare Stoudemire, 3/24/08 vs. Phoenix
Most 3-Point Field Goals Made	4	Several times, most recently Andre Iguodala, 4/9/08 at Philadelphia
Most 3-Point Field Goals Attempted	10	Twice, most recently J.R. Smith, 2/25/08 at Denver
Most Rebounds	22	Tyson Chandler, 12/5/07 at New Orleans
Most Offensive Rebounds	9	Lamar Odom, 11/16/07 at L.A. Lakers
Most Defensive Rebounds	14	Twice, most recently Kendrick Perkins, 3/5/08 at Boston
Most Assists	16	Jason Kidd, 12/2/07 vs. New Jersey
Most Steals	5	Andre Iguodala, 4/9/08 at Philadelphia
Most Turnovers	11	Kobe Bryant, 1/31/08 vs. L.A. Lakers
Most Blocks	5	Josh Smith, 11/4/07 vs. Atlanta
Most Minutes	51	Jason Richardson, 1/12/08 at Charlotte

TEAM

CATEGORY	TOTAL	DATE/OPPONENT
Most Points	120	vs. Denver, 3/18/08
Most Points (First Quarter)	41	vs. Seattle, 3/4/08
Most Points (Second Quarter)	32	Three times, most recently vs. Orlando, 2/19/08
Most Points (Halftime)	64	at Golden State, 11/14/07
Most Points (Third Quarter)	38	vs. Denver, 3/18/08
Most Points (Fourth Quarter)	41	at L.A. Lakers, 11/16/07
Most Points (Second Half)	69	vs. Denver, 3/18/08
Fewest Points	67	Twice, most recently vs. Dallas, 2/3/08
Fewest Points (First Quarter)	12	vs. Boston, 1/5/08
Fewest Points (Second Quarter)	11	Twice, most recently at Miami, 4/6/08
Fewest Points (Halftime)	33	Twice, most recently vs. Cleveland, 3/29/08
Fewest Points (Third Quarter)	10	Twice, most recently vs. Miami, 3/27/08
Fewest Points (Fourth Quarter)	10	at L.A. Clippers, 3/1/08
Fewest Points (Second Half)	24	vs. Miami, 3/27/08
Most Points (Overtime Period)	9	Twice, most recently vs. Phoenix, 3/24/08
Fewest Points (Overtime Period)	9	Twice, most recently vs. Phoenix, 3/24/08
Most Field Goals Made	43	vs. Denver, 3/18/08
Most Field Goals Attempted	95	at Golden State, 11/14/07
Fewest Field Goals Made	23	Twice, most recently vs. Washington, 4/11/08
Fewest Field Goals Attempted	65	Twice, most recently at Orlando, 1/21/08
Highest Field Goal Percentage	568	at Dallas, 1/9/08
Lowest Field Goal Percentage	271	Twice, most recently vs. Washington, 4/11/08
Most 3-Point Field Goals Made	13	Twice, most recently vs. Orlando, 2/19/08
Most 3-Point Field Goals Attempted	34	at Golden State, 11/14/07
Fewest 3-Point Field Goals Made	0	Twice, most recently at Cleveland, 4/16/08
Fewest 3-Point Field Goals Attempted	4	vs. Atlanta, 12/14/07
Highest 3-Point Field Goal Percentage	650	vs. Orlando, 2/19/08
Lowest 3-Point Field Goal Percentage	000	Twice, most recently at Cleveland, 4/16/08
Most Free Throws Made	32	at Chicago, 1/19/08
Most Free Throws Attempted	39	vs. Orlando, 1/25/08
Fewest Free Throws Made	4	vs. San Antonio, 3/14/08
Fewest Free Throws Attempted	6	vs. San Antonio, 3/14/08
Highest Free Throw Percentage	952	vs. New Jersey, 12/2/07
Lowest Free Throw Percentage	273	at Houston, 12/12/07
Most Rebounds	51	vs. Chicago, 12/7/05
Fewest Rebounds	22	vs. Denver, 3/18/08
Most Offensive Rebounds	23	at L.A. Lakers, 11/16/07
Fewest Offensive Rebounds	4	Twice, most recently at Toronto, 3/26/08
Most Defensive Rebounds	40	at Boston, 3/5/08
Fewest Defensive Rebounds	17	vs. Cleveland, 11/28/07
Most Assists	31	vs. Denver, 3/18/08
Fewest Assists	11	Twice, most recently vs. Dallas, 2/3/08
Most Steals	13	at L.A. Lakers, 11/16/07
Fewest Steals	1	vs. Philadelphia, 11/23/07
Most Turnovers	23	vs. Memphis, 12/21/07
Fewest Turnovers	4	at Toronto, 1/4/08
Most Blocked Shots	10	at Charlotte, 1/12/08
Fewest Blocked Shots	0	vs. Cleveland, 11/28/07



DIVISION & CONFERENCE BREAKDOWN

	RECORD	HOME	ROAD	OVERTIME
<b>OVERALL</b>	<b>59-23</b>	<b>34-7</b>	<b>25-16</b>	<b>2-0</b>
CENTRAL	11-5	7-1	4-4	0-0
ATLANTIC	11-7	6-3	5-4	0-0
SOUTHEAST	15-3	8-1	7-2	1-0
<b>EASTERN</b>	<b>37-15</b>	<b>21-5</b>	<b>16-10</b>	<b>1-0</b>
NORTHWEST	7-3	4-1	3-2	0-0
PACIFIC	7-3	4-1	3-2	1-0
SOUTHWEST	8-2	5-0	3-2	0-0
<b>WESTERN</b>	<b>22-8</b>	<b>13-2</b>	<b>9-6</b>	<b>1-0</b>

MONTHLY BREAKDOWN

	RECORD	HOME	ROAD	OVERTIME
November	9-5	5-1	4-4	0-0
December	15-2	8-1	7-1	0-0
January	9-6	3-2	6-4	1-0
February	9-3	6-1	3-2	0-0
March	10-5	8-1	2-4	1-0
April	7-2	4-1	3-1	0-0

STREAKS

CATEGORY	GAMES	DATES
Most wins, overall	8	11/17 – 12/1
Most wins, overall	11	12/14 – 1/4
Most losses, overall	3	1/18 – 1/21
Most wins, home	7	12/2 – 12/31
Most losses, home	1	Several times, last, 4/8
Most wins, road	5	12/19 – 1/4
Most losses, road	3	1/13 – 1/21; 3/19 – 3/26

THE PISTONS WERE....

34-1	.....when scoring 100 points or more
25-22	.....when scoring under 100 points
11-11	.....when opponents score 100 points or more
48-12	.....when opponents score under 100 points
37-10	.....in games decided by 10 points or more
22-13	.....in games decided by less than 10 points
45-12	.....when leading or tied after first quarter
14-11	.....when trailing after first quarter
51-6	.....when leading or tied at halftime
8-17	.....when trailing at halftime
51-5	.....when leading or tied after three quarters
8-18	.....when trailing after three quarters
42-7	.....when outrebounding their opponent
16-14	.....when outrebounded by their opponent
1-2	.....when recording same number of rebounds as their opponents
24-0	.....when shooting 50% or better
35-23	.....when shooting less than 50%
4-8	.....when opponents shoot 50% or better
55-15	.....when opponents shoot less than 50%
8-5	.....when committing 15-plus turnovers
51-18	.....when committing less than 15 turnovers
40-6	.....when reserves outscored (or =) opponent's reserves
19-17	.....when reserves were outscored by opponent's reserves
14-5	.....when attempting 30-plus free throws
14-9	.....when opponents attempted 30-plus free throws
30-14	.....vs. teams at or over .500
29-9	.....vs. teams under .500

MARGIN	1	2	3	4	5	6	7	8	9	10	11	12	13	14	15	16	17	18	19	20	21	22	23	24
WON BY	2	1	2	5	4	2	3	2	1	4	2	3	2	2	1	5	1	2	1	1	1	2	2	2
LOST BY	1	1	1	2	1	5	2	2	2	3	3	3	3	3	3	1	1	1	1	1	1	1	1	1

MARGIN	25	26	27	28	29	30	31	32	33	34	35	36	37	38	39	40	41	42	43	44	45		
WON BY	2	2	1	2							1												
LOST BY																							

SCORING HIGHS

	PISTONS	OPPONENTS
Game	136..... vs. Denver, 3/18/08	120..... vs. Denver, 3/18/08
1st Quarter	39..... vs. Orlando, 1/25/08	41..... vs. Seattle, 3/4/08
2nd Quarter	40..... vs. Indiana, 12/28/07	32... Three times, most recently vs. Orlando, 2/19/08
3rd Quarter	35..... vs. Milwaukee, 2/22/08	38..... vs. Denver, 3/18/08
4th Quarter	36..... vs. Denver, 3/18/08	41..... at L.A. Lakers, 11/16/07
1st Half	73..... vs. Denver, 3/18/08	64..... at Golden State, 11/14/07
2nd Half	64..... vs. New Jersey, 12/2/07	69..... vs. Denver, 3/18/08
Overtime	14..... vs. Phoenix, 3/24/08	9..... Twice, most recently vs. Phoenix, 3/24/08

SCORING LOWS

	PISTONS	OPPONENTS
Game	65..... at New York, 1/13/08	67..... Twice, most recently vs. Dallas, 2/3/08
1st Quarter	13..... Twice, most recently at Cleveland, 4/16/08	12..... vs. Boston, 1/5/08
2nd Quarter	13..... at Cleveland, 3/19/08	11..... Twice, most recently at Miami, 4/6/08
3rd Quarter	10..... at New York, 1/13/08	10..... Twice, most recently vs. Miami, 3/27/08
4th Quarter	10..... vs. Portland, 2/8/08	10..... at L.A. Clippers, 3/1/08
1st Half	32..... Twice, most recently at Cleveland, 4/16/08	33..... Twice, most recently vs. Cleveland, 3/29/08
2nd Half	32..... vs. Portland, 2/8/08	24..... vs. Miami, 3/27/08
Overtime	12..... at Charlotte, 1/12/08	9..... Twice, most recently vs. Phoenix, 3/24/08

PISTONS STARTING LINEUP COMBINATIONS

GUARD	GUARD	CENTER	FORWARD	FORWARD	TOT	W	L	PCT
<b>Chauncey Billups</b>	<b>Arron Afflalo</b>	<b>Rasheed Wallace</b>	<b>Antonio McDyess</b>	<b>Tayshaun Prince</b>	<b>8</b>	<b>5</b>	<b>3</b>	<b>.625</b>
Chauncey Billups	Richard Hamilton	Rasheed Wallace	Antonio McDyess	Tayshaun Prince	63	46	17	.730
Flip Murray	Richard Hamilton	Rasheed Wallace	Jason Maxiell	Tayshaun Prince	2	1	1	.500
Chauncey Billups	Richard Hamilton	Rasheed Wallace	Jason Maxiell	Tayshaun Prince	1	0	1	.000
Chauncey Billups	Richard Hamilton	Jason Maxiell	Antonio McDyess	Tayshaun Prince	3	2	1	.667
Rodney Stuckey	Richard Hamilton	Rasheed Wallace	Antonio McDyess	Tayshaun Prince	1	1	0	1.000
Chauncey Billups	Richard Hamilton	Theo Ratliff	Antonio McDyess	Tayshaun Prince	2	2	0	1.000
Rodney Stuckey	Jarvis Hayes	Theo Ratliff	Antonio McDyess	Tayshaun Prince	1	1	0	1.000
Chauncey Billups	Arron Afflalo	Rasheed Wallace	Jason Maxiell	Tayshaun Prince	1	1	0	1.000

NUMBER OF STARTING LINEUPS: 9 (OPENING NIGHT LINEUP IN BOLD)

RECORD WHEN IN THE STARTING LINEUP

PLAYER	GS	W	L	PCT
Chauncey Billups	78	56	22	.718
Richard Hamilton	72	52	20	.722
Tayshaun Prince	82	59	23	.720
Rasheed Wallace	76	54	22	.711
Antonio McDyess	78	57	21	.731
Arron Afflalo	9	6	3	.666
Jason Maxiell	7	4	3	.571
Flip Murray	2	1	1	.500
Rodney Stuckey	2	2	0	1.000
Theo Ratliff	3	3	0	1.000
Jarvis Hayes	1	1	0	1.000



**BENCH SCORING**

**PISTONS:** 2,433 total points off the bench **Average:** 29.7 ppg  
**TEAM HIGH:** 71 points at Cleveland, 4/16/08  
**INDIVIDUAL:** Jarvis Hayes, 29 points vs. New Orleans, 3/16/08

**OPPONENTS:** 2,277 total points off the bench **Average:** 27.8 ppg  
**TEAM HIGH:** 60 points vs. Sacramento, 1/18/08  
**INDIVIDUAL:** Ben Gordon, 33 points at Chicago, 1/19/08

**BOTTOM OF THE BOX SCORE**

**POINTS IN THE PAINT:**  
**PISTONS:** 2,620 total points in the paint **Average:** 32.0 ppg  
**OPPONENTS:** 2,883 total points in the paint **Average:** 35.2 ppg

**SECOND CHANCE POINTS:**  
**PISTONS:** 1,195 total second chance points **Average:** 14.6 ppg  
**OPPONENTS:** 930 total second chance points **Average:** 11.3 ppg

**FAST BREAK POINTS:**  
**PISTONS:** 945 total fast break points **Average:** 11.5 ppg  
**OPPONENTS:** 787 total fast break points **Average:** 9.6 ppg

**GAMES LOST DUE TO INJURY / ILLNESS**

PLAYER	DATE(S) INJURED/ILLNESS	GAMES MISSED	INJURY OR ILLNESS
Rodney Stuckey	11/1 – 12/20*	25	Broken left hand
Chauncey Billups	11/14 – 11/18*	2	Sore knee/hip pointer
Antonio McDyess	11/14 – 11/18*	3	Left shoulder strain
Rasheed Wallace	11/23 – 11/28*; 3/7–3/9*	4	Sore left knee; Sprained Left Ankle
Richard Hamilton	3/24-3/27; 4/1-4/9*	8	Sore left hip
Juan Dixon	3/24-3/27*	3	Strained Calf

**TOTAL GAMES MISSED DUE TO INJURY/ILLNESS:** .45

\* - INJURED LIST



	G	GS	MIN	FIELD GOALS			3-POINT FG			FREE THROWS			REBOUNDS			AST	PF	DD	STL	TO	BLK	PTS	AVG
				FG	FGA	PCT	FG3	FG3A	3PCT	FT	FTA	PCT	OR	DR	REB								
Hamilton	17	17	656	134	285	.470	8	26	.308	92	101	.911	19	53	72	67	48	0	23	48	9	368	21.6
Billups	15	15	480	69	172	.401	24	64	.375	79	95	.832	6	38	44	83	32	0	12	20	1	241	16.1
Prince	17	17	671	100	208	.481	8	25	.320	27	34	.794	32	62	94	55	30	0	14	32	8	235	13.8
Wallace	17	17	585	86	203	.424	24	75	.320	29	39	.744	19	89	108	28	67	1	19	29	33	225	13.2
McDyess	17	11	468	64	119	.538	0	0	---	23	28	.821	48	78	126	16	65	2	10	20	8	151	8.9
Stuckey	17	2	380	43	116	.371	2	7	.286	51	58	.879	11	21	32	58	35	0	18	23	2	139	8.2
Maxiell	17	6	371	40	64	.625	0	0	---	15	32	.469	21	47	68	16	48	0	15	11	22	95	5.6
Johnson	8	0	43	9	12	.750	0	1	.000	3	6	.500	3	10	13	1	7	0	0	2	3	21	2.6
Hayes	11	0	61	9	30	.300	5	14	.357	0	0	---	4	12	16	4	11	0	1	4	2	23	2.1
Hunter	11	0	115	8	21	.381	5	11	.455	0	0	---	2	8	10	14	21	0	8	5	0	21	1.9
Ratliff	12	0	131	6	12	.500	0	0	---	4	8	.500	14	13	27	1	23	0	1	4	11	16	1.3
Herrmann	4	0	27	1	4	.250	1	1	1.000	2	4	.500	1	0	1	0	4	0	0	0	0	5	1.3
Afflalo	12	0	84	7	18	.389	0	2	.000	0	0	---	0	5	5	6	5	0	4	1	0	14	1.2
Dixon	2	0	7	0	2	.000	0	0	---	0	0	---	0	0	0	0	0	0	0	0	0	0	0.0
<b>TEAM</b>	<b>17</b>	<b>-</b>	<b>4080</b>	<b>576</b>	<b>1266</b>	<b>.455</b>	<b>77</b>	<b>226</b>	<b>.341</b>	<b>325</b>	<b>405</b>	<b>.802</b>	<b>180</b>	<b>436</b>	<b>616</b>	<b>349</b>	<b>396</b>	<b>3</b>	<b>125</b>	<b>220</b>	<b>99</b>	<b>1554</b>	<b>91.4</b>
<b>OPPONENTS</b>	<b>17</b>	<b>-</b>	<b>4080</b>	<b>549</b>	<b>1231</b>	<b>.446</b>	<b>79</b>	<b>236</b>	<b>.335</b>	<b>338</b>	<b>463</b>	<b>.730</b>	<b>199</b>	<b>470</b>	<b>669</b>	<b>288</b>	<b>370</b>	<b>5</b>	<b>114</b>	<b>248</b>	<b>67</b>	<b>1515</b>	<b>89.1</b>





# REVIEW • 2007-08 PLAYOFF STATISTICS BY ROUND

## 2008 FIRST ROUND VS. PHILADELPHIA

	G	GS	MIN	FIELD GOALS			3-POINT FG			FREE THROWS			REBOUNDS			AST	PF	DQ	STL	TO	BLK	PTS	AVG
				FG	FGA	PCT	FG3	FG3A	3PCT	FT	FTA	PCT	OR	DR	REB								
Hamilton	6	6	216	49	104	.471	2	8	.250	18	20	.900	8	22	30	27	16	0	4	21	1	118	19.7
Prince	6	6	222	44	67	.657	2	5	.400	8	12	.667	13	17	30	17	9	0	7	12	0	98	16.3
Billups	6	6	208	27	67	.403	10	30	.333	29	36	.806	2	19	21	40	15	0	5	11	1	93	15.5
Wallace	6	6	201	31	69	.449	13	29	.448	12	16	.750	7	32	39	10	21	0	6	16	20	87	14.5
McDyess	6	3	124	20	41	.488	0	0	---	2	3	.667	14	16	30	4	18	0	3	8	2	42	7.0
Maxiell	6	3	177	15	24	.625	0	0	---	5	11	.455	14	25	39	9	23	0	6	8	10	35	5.8
Johnson	4	0	35	9	12	.750	0	1	.000	3	6	.500	3	8	11	1	7	0	0	2	1	21	5.3
Stuckey	6	0	113	11	31	.355	1	1	1.000	8	8	1.000	7	5	12	24	12	0	3	10	0	31	5.2
Hayes	6	0	40	6	18	.333	3	7	.429	0	0	---	2	5	7	3	8	0	1	4	1	15	2.5
Ratliff	3	0	34	3	6	.500	0	0	---	0	2	.000	2	4	6	0	4	0	0	2	5	6	2.0
Afflalo	5	0	53	4	10	.400	0	2	.000	0	0	---	0	4	4	3	5	0	2	1	0	8	1.6
Hunter	3	0	16	1	2	.500	1	1	1.000	0	0	---	1	1	2	1	4	0	1	1	0	3	1.0
<b>PISTONS</b>	<b>6</b>	<b>-</b>	<b>1440</b>	<b>220</b>	<b>451</b>	<b>.488</b>	<b>32</b>	<b>84</b>	<b>.381</b>	<b>85</b>	<b>114</b>	<b>.746</b>	<b>73</b>	<b>158</b>	<b>231</b>	<b>139</b>	<b>142</b>	<b>0</b>	<b>38</b>	<b>103</b>	<b>41</b>	<b>557</b>	<b>92.8</b>
<b>76ERS</b>	<b>6</b>	<b>-</b>	<b>1440</b>	<b>187</b>	<b>448</b>	<b>.417</b>	<b>11</b>	<b>47</b>	<b>.234</b>	<b>130</b>	<b>180</b>	<b>.722</b>	<b>81</b>	<b>148</b>	<b>229</b>	<b>95</b>	<b>115</b>	<b>1</b>	<b>53</b>	<b>89</b>	<b>22</b>	<b>515</b>	<b>85.8</b>

## 2008 CONFERENCE SEMIFINALS VS. ORLANDO

	G	GS	MIN	FIELD GOALS			3-POINT FG			FREE THROWS			REBOUNDS			AST	PF	DQ	STL	TO	BLK	PTS	AVG
				FG	FGA	PCT	FG3	FG3A	3PCT	FT	FTA	PCT	OR	DR	REB								
Hamilton	5	5	202	40	96	.417	2	7	.286	36	39	.923	4	19	23	14	12	0	11	10	1	118	23.6
Billups	3	3	72	14	34	.412	3	7	.429	18	19	.947	1	6	7	11	3	0	1	2	0	49	16.3
Prince	5	5	211	33	70	.471	3	10	.300	9	10	.900	12	26	38	20	7	0	3	9	4	78	15.6
Wallace	5	5	170	28	69	.406	3	20	.150	7	11	.636	4	23	27	8	18	0	8	5	1	66	13.2
Stuckey	5	2	130	15	42	.357	0	1	.000	19	20	.950	2	9	11	17	13	0	5	6	0	49	9.8
McDyess	5	2	136	17	30	.567	0	0	---	7	8	.875	15	27	42	8	23	1	2	1	4	41	8.2
Hunter	2	0	41	4	11	.364	3	6	.500	0	0	---	1	3	4	4	3	0	2	0	0	11	5.5
Maxiell	5	3	105	10	19	.526	0	0	---	4	8	.500	5	14	19	5	14	0	7	3	8	24	4.8
Afflalo	4	0	29	3	8	.375	0	0	---	0	0	---	0	1	1	2	0	0	2	0	0	6	1.5
Ratliff	4	0	47	2	4	.500	0	0	---	2	2	1.000	8	4	12	0	8	0	1	0	3	6	1.5
Hayes	4	0	18	2	10	.200	1	5	.200	0	0	---	2	7	9	1	1	0	0	0	0	5	1.3
Herrmann	4	0	27	1	4	.250	1	1	1.000	2	4	.500	1	0	1	0	4	0	0	0	0	5	1.3
Dixon	2	0	7	0	2	.000	0	0	---	0	0	---	0	0	0	0	0	0	0	0	0	0	0.0
Johnson	2	0	5	0	0	---	0	0	---	0	0	---	0	0	0	0	0	0	0	0	1	0	0.0
<b>PISTONS</b>	<b>5</b>	<b>-</b>	<b>1200</b>	<b>169</b>	<b>399</b>	<b>.424</b>	<b>16</b>	<b>57</b>	<b>.281</b>	<b>104</b>	<b>121</b>	<b>.860</b>	<b>55</b>	<b>139</b>	<b>194</b>	<b>90</b>	<b>106</b>	<b>1</b>	<b>42</b>	<b>40</b>	<b>22</b>	<b>458</b>	<b>91.6</b>
<b>MAGIC</b>	<b>5</b>	<b>-</b>	<b>1200</b>	<b>169</b>	<b>362</b>	<b>.467</b>	<b>42</b>	<b>105</b>	<b>.400</b>	<b>71</b>	<b>111</b>	<b>.640</b>	<b>53</b>	<b>149</b>	<b>202</b>	<b>76</b>	<b>115</b>	<b>3</b>	<b>21</b>	<b>76</b>	<b>23</b>	<b>451</b>	<b>90.2</b>

## 2008 CONFERENCE FINALS VS. BOSTON

	G	GS	MIN	FIELD GOALS			3-POINT FG			FREE THROWS			REBOUNDS			AST	PF	DQ	STL	TO	BLK	PTS	AVG
				FG	FGA	PCT	FG3	FG3A	3PCT	FT	FTA	PCT	OR	DR	REB								
Hamilton	6	6	238	45	85	.529	4	11	.364	38	42	.905	7	12	19	26	20	0	8	17	7	132	22.0
Billups	6	6	200	28	71	.394	11	27	.407	32	40	.800	3	13	16	32	14	0	6	7	0	99	16.5
Wallace	6	6	214	27	65	.415	8	26	.308	10	12	.833	8	34	42	10	28	1	5	8	12	72	12.0
McDyess	6	6	207	27	48	.563	0	0	---	14	17	.824	19	35	54	4	24	1	5	11	2	68	11.3
Prince	6	6	239	23	71	.324	3	10	.300	10	12	.833	7	19	26	18	14	0	4	11	4	59	9.8
Stuckey	6	0	137	17	43	.395	1	5	.200	24	30	.800	2	7	9	17	10	0	10	7	2	59	9.8
Maxiell	6	0	89	15	21	.714	0	0	---	6	13	.462	2	8	10	2	11	0	2	0	4	36	6.0
Hayes	1	0	4	1	2	.500	1	2	.500	0	0	---	0	0	0	0	2	0	0	0	1	3	3.0
Hunter	6	0	58	3	8	.375	1	4	.250	0	0	---	0	4	4	9	14	0	5	4	0	7	1.2
Ratliff	5	0	51	1	2	.500	0	0	---	2	4	.500	4	5	9	1	11	0	0	2	3	4	0.8
Afflalo	3	0	2	0	0	---	0	0	---	0	0	---	0	0	0	1	0	0	0	0	0	0	0.0
Johnson	2	0	2	0	0	---	0	0	---	0	0	---	0	2	2	0	0	0	0	0	1	0	0.0
<b>PISTONS</b>	<b>6</b>	<b>-</b>	<b>1440</b>	<b>187</b>	<b>416</b>	<b>.450</b>	<b>29</b>	<b>85</b>	<b>.341</b>	<b>136</b>	<b>170</b>	<b>.800</b>	<b>52</b>	<b>139</b>	<b>191</b>	<b>120</b>	<b>148</b>	<b>2</b>	<b>45</b>	<b>77</b>	<b>36</b>	<b>539</b>	<b>89.8</b>
<b>CELTICS</b>	<b>6</b>	<b>-</b>	<b>1440</b>	<b>193</b>	<b>421</b>	<b>.458</b>	<b>26</b>	<b>84</b>	<b>.310</b>	<b>137</b>	<b>172</b>	<b>.797</b>	<b>65</b>	<b>173</b>	<b>238</b>	<b>117</b>	<b>140</b>	<b>1</b>	<b>40</b>	<b>83</b>	<b>22</b>	<b>549</b>	<b>91.5</b>




# RECORDS

OFFICIAL GAME BALL

NBA

89-90-04



**WE WORK AS ONE.**



# RECORDS • ALL-TIME PISTONS TEAM RECORDS

## SINGLE SEASON

Most Points	9,725	1967-68	Blocked Shots	572	1982-83
Highest Scoring Average	118.6	1967-68	Most Turnovers	1,858	1977-78
Lowest Defensive Average	84.3	2003-04	Fewest Turnovers	*931	2005-06
Field Goals	3,840	1984-85	Most Victories	64	2005-06
Field Goals Attempted	8,502	1965-66	Fewest Victories	16	1979-80
Field Goal Percentage	.494	1988-89	Best Winning Percentage	.780 (64-18)	2005-06
Free Throws	2,408	1960-61	Poorest Winning Percentage	.195 (16-66)	1979-80
Free Throws Attempted	3,220	1960-61	Most Home Victories	37	1988-89;
Free Throw Percentage	.788	1984-85			2005-06
Three-Point Field Goals	582	1996-97	Fewest Home Victories	9	1963-64
Three-Point Field Goals Attempted	1,509	2001-02	Most Road Victories	27 (of 41)	2005-06,
Three-Point Field Goal Percentage	.404	1995-96			2006-07
Most Rebounds	5,823	1961-62	Fewest Road Victories	3 (of 19)	1960-61
Offensive Rebounds	1,430	1983-84			1979-80
Defensive Rebounds	2,649	1986-87	Most Games Over .500	48	4/16/06
Assists	2,319	1985-86	Most 100-Point Games	78	1983-84;
Personal Fouls	2,240	1967-68			1985-86
Disqualifications	58	1958-59	Most Opponents Games Under 100 points	78	2003-04
Steals	877	1976-77			*NBA Record

## SINGLE GAME OR PORTION

### Most Points

Game	186	at Denver (NBA Record)	December 13, 1983
Half (1 <sup>st</sup> )	83	vs. Chicago	March 23, 1969
Half (2 <sup>nd</sup> )	87	vs. Cincinnati	January 7, 1972
Quarter (1 <sup>st</sup> )	46	vs. Chicago	March 23, 1969
Quarter (2 <sup>nd</sup> )	43	vs. San Antonio	February 9, 1977
		vs. Milwaukee	April 2, 1978
Quarter (3 <sup>rd</sup> )	44	vs. Golden State	January 24, 1985
Quarter (4 <sup>th</sup> )	53	vs. Cincinnati	January 7, 1972

### Most Field Goals

Game	74	at Denver (3OT)	December 13, 1983
Half	37	at L.A. Lakers	November 24, 1972
		vs. Boston	March 9, 1979
Quarter	22	vs. Chicago (1st)	March 23, 1969

### Most Field Goals Attempted

Game	144	vs. Boston (at U-D) (2OT)	November 17, 1959
Half	65	vs. Boston (at U-D) (2 <sup>nd</sup> )	November 17, 1959
Quarter	45	vs. L.A. Lakers (4 <sup>th</sup> )	November 28, 1965

### Field Goal Percentage

Game	.691	vs. San Diego	January 28, 1979
------	------	---------------	------------------

### Most Free Throws

Game	48	at Syracuse	January 5, 1962
		vs. Chicago	November 7, 1986
Half	34	vs. New Jersey (2 <sup>nd</sup> + OT)	February 29, 1980
Quarter	21	vs. Cincinnati (4 <sup>th</sup> )	January 7, 1972

### Most Free Throws Attempted

Game	65	at Seattle	February 16, 1962
Half	45	vs. Baltimore (2 <sup>nd</sup> )	January 15, 1966
Quarter	31	at L.A. Clippers (4 <sup>th</sup> )	December 11, 2005

### Most Three-Point Field Goals

Game	15	at New Jersey	April 9, 1996
		vs. Milwaukee	April 17, 2002
Half	10	at New Jersey (1 <sup>st</sup> )	April 9, 1996
Quarter	7	vs. Denver (4 <sup>th</sup> )	March 10, 1995

# ALL-TIME PISTONS TEAM RECORDS • RECORDS

## Most Three-Point Field Goals Attempted

Game	32	vs. Seattle	December 5, 2001
		at Boston	January 31, 2003
Half	21	vs. Denver (2 <sup>nd</sup> )	March 10, 1995
Quarter	12	vs. Denver (4 <sup>th</sup> )	March 10, 1995

## Most Rebounds

Game	107	vs. Boston (at New York) (OT)	November 15, 1960
Half	52	vs. Seattle (2 <sup>nd</sup> )	January 19, 1968
Quarter	38	vs. St. Louis (at Olympia) (2 <sup>nd</sup> )	December 7, 1960

## Most Offensive Rebounds

Game	36	at L.A. Lakers	December 14, 1975
Half	19	vs. L.A. Lakers (1 <sup>st</sup> )	December 12, 1973
		vs. Phoenix (2 <sup>nd</sup> )	January 2, 2004
Quarter	14	at L.A. Lakers (2 <sup>nd</sup> )	December 14, 1975

## Most Defensive Rebounds

Game	48	vs. Cleveland	October 30, 1984
		vs. Phoenix (3OT)	December 3, 1997
Half	27	vs. Kansas City (1 <sup>st</sup> )	November 6, 1974
Quarter	17	vs. Golden State (1 <sup>st</sup> )	January 25, 1989

## Most Assists

Game	48	at Cleveland (OT)	March 28, 1973
Half	26	vs. Chicago (1 <sup>st</sup> )	November 3, 1982
Quarter	16	vs. Boston (1 <sup>st</sup> )	April 13, 1983
		vs. Milwaukee (1 <sup>st</sup> )	November 28, 1986
		vs. Chicago (1 <sup>st</sup> )	April 1, 1999

## Most Personal Fouls

Game	44	at Denver	December 13, 1983
Half	23	vs. New Jersey (2 <sup>nd</sup> )	October 13, 1978
Quarter	15	vs. Milwaukee (4 <sup>th</sup> )	April 9, 1982

## Most Disqualifications

Game	4	vs. Buffalo	November 11, 1974
		vs. New Jersey	February 29, 1980

## Most Technical Fouls

Game	8	at New Jersey	March 12, 1978
------	---	---------------	----------------

## Most Steals

Game	22	at New Jersey	November 16, 1980
Half	14	vs. Phoenix (2 <sup>nd</sup> )	February 1, 1978
Quarter	9	at Phoenix (3 <sup>rd</sup> )	January 13, 1978

## Most Turnovers

Game	38	vs. Atlanta (OT)	October 18, 1980
		at New Jersey	October 13, 1980
Half	21	vs. Atlanta (1 <sup>st</sup> )	December 29, 1979
		vs. Atlanta (1 <sup>st</sup> )	October 18, 1980
Quarter	13	at Kansas City (3 <sup>rd</sup> )	December 5, 1979

## Most Blocked Shots

Game	21	vs. Atlanta	October 18, 1980
Half	15	vs. Washington (2 <sup>nd</sup> )	November 19, 1981
Quarter	10	vs. Washington (4 <sup>th</sup> )	November 19, 1981
		vs. Milwaukee (3 <sup>rd</sup> )	February 18, 2004



SINGLE SEASON CONSECUTIVES

Longest Winning Streak	13	Jan. 23 – Feb. 21, 1990 Dec. 27, 2003 – Jan. 19, 2004
Best Winning Streak with 1 Loss	25-1	Jan. 23 – Mar. 21, 1990
Longest Losing Streak	14	Mar. 7-30, 1980
Longest Losing Streak (2 seasons)	21	Mar. 7-30, 1980-14 games; Oct. 10-22, 1980-7 games
Longest Home Winning Streak	25	Jan. 29 – Nov. 21, 1989 (two seasons)
Longest Home Losing Streak	10	Jan. 23 – Feb. 27, 1980
Longest Home Losing Streak (2 seasons)	14	Last 8 games, 1979-80, First 6 games, 1980-81
Longest Road Winning Streak	7	Jan. 18 – Feb. 22, 2002
Longest Road Losing Streak	19	Dec. 5, 1980 – Feb. 7, 1981
Best Start	9-0	Oct. 14-28, 1970
Poorest Start	0-7	1963-64; 1980-81
Best Finish	5-0	Mar. 21-28, 1973; Apr. 7-14, 1985, Apr. 16-23, 1989
Poorest Finish	0-14	1979-80

SINGLE GAME CONSECUTIVES

Most Consecutive Points	20	at Atlanta (3 <sup>rd</sup> )	November 6, 1982
Most Consecutive Free Throws	27	at New Jersey	January 31, 2007
Winning Margin OT Game	14	Detroit 132, Portland 118	November 26, 1982

HIGHEST/LOWEST SCORES

Pistons Highest Scores

Game	186	at Denver (3OT) (NBA Record)	December 13, 1983
Road Game	186	at Denver (3OT)	December 13, 1983
Half	87	vs. Cincinnati (2 <sup>nd</sup> )	January 7, 1972
Quarter	53	vs. Cincinnati (4 <sup>th</sup> )	January 7, 1972

Pistons Lowest Scores

Home Game	64	vs. Utah	March 13, 2005
Road Game	64	at San Antonio	February 21, 1999
Half	25	at Indiana (1 <sup>st</sup> )	November 6, 1989
Quarter	6	at Orlando (4 <sup>th</sup> )	December 7, 1993
	6	vs. Utah (4 <sup>th</sup> )	March 13, 2005

Opponent's Highest Scores

Opponent's Home Game	184	at Denver (3OT)	December 13, 1983
Home Game	162	vs. Syracuse	February 8, 1963
Half	91	vs. Boston (at Providence) (2 <sup>nd</sup> )	February 10, 1960
		at Syracuse (2 <sup>nd</sup> )	January 13, 1963
Quarter	52	at Baltimore (2 <sup>nd</sup> )	December 18, 1965

Opponent's Lowest Scores

Opponent's Home Game	63	at Denver	November 7, 2002
Home Game	53	vs. Denver	November 16, 2002
Half	23	at Washington (2 <sup>nd</sup> )	November 29, 2003
		at New York (2 <sup>nd</sup> )	December 1, 2003
Quarter	6	vs. Cleveland (3 <sup>rd</sup> )	December 16, 2004

Combined Scores

Home High Game	297	Detroit (135), Syracuse (162)	February 8, 1963
Road High Game	370*	Detroit (186), at Denver (184) (3OT)	December 13, 1983
Home Low Game	126	Detroit (64), Utah (62)	March 13, 2005
Road Low Game	140	Detroit (68), at Memphis (72)	December 11, 2004
Home Low Half	57	Detroit (28), Denver (29) (1 <sup>st</sup> )	November 16, 2002
Home Low Quarter	18*	Detroit (6), Utah (12) (4 <sup>th</sup> )	March 13, 2005

\* - NBA Record

SINGLE SEASON

Most Points	2,380	Jerry Stackhouse, 2000-01
Highest Scoring Average	29.8	Jerry Stackhouse, 2000-01
Field Goals	836	Dave Bing, 1967-68
Field Goals Attempted	1,927	Jerry Stackhouse, 2000-01
Field Goal Percentage	.595	Dennis Rodman, 1988-89
Free Throws	666	Jerry Stackhouse, 2000-01
Free Throws Attempted	810	Jerry Stackhouse, 2000-01
Free Throw Percentage	.918	Chauncey Billups, 2007-08
3-Point Field Goals	191	Allan Houston, 1995-96
3-Point Field Goals Attempted	473	Jerry Stackhouse, 2000-01
3-Point Field Goal Percentage	.469	Jon Barry, 2001-02
Most Rebounds	1,530	Dennis Rodman, 1991-92
Offensive Rebounds	523	Dennis Rodman, 1991-92
Defensive Rebounds	1,007	Dennis Rodman, 1991-92
Assists	1,123	Isiah Thomas, 1984-85
Personal Fouls	344	Joe Strawder, 1966-67
Disqualifications	22	Walter Dukes, 1958-59
Steals	204	Isiah Thomas, 1983-84
Most Turnovers	343	Isiah Thomas, 1986-87
Blocked Shots	278	Ben Wallace, 2001-02

SINGLE GAME OR PORTION

Most Points

Game	57	Jerry Stackhouse, at Chicago	April 3, 2001
Half (1 <sup>st</sup> )	31	Grant Hill, vs. Washington	February 8, 1999
Half (2 <sup>nd</sup> )	37	Dave Bing, vs. Boston	April 1, 1968
Quarter (1 <sup>st</sup> )	24	Jerry Stackhouse, at Chicago	April 3, 2001
Quarter (2 <sup>nd</sup> )	23	Joe Dumars, vs. Golden State	January 19, 1990
Quarter (3 <sup>rd</sup> )	24	Isiah Thomas, vs. Cleveland	February 26, 1984
		Joe Dumars, at Cleveland	April 12, 1989
Quarter (4 <sup>th</sup> )	24	Isiah Thomas, vs. Atlanta	March 12, 1983
		Isiah Thomas, at Philadelphia	March 11, 1989

Most Field Goals

Game	22	Dave Bing, vs. Chicago	February 21, 1971
Half	14	Terry Dischinger, vs. St. Louis	November 14, 1967
Quarter	11	Isiah Thomas, vs. Cleveland (3 <sup>rd</sup> )	February 26, 1984

Most Field Goals Attempted

Game	41	Bob Lanier, vs. Milwaukee	December 25, 1971
Half	24	Bob Lanier, vs. Milwaukee (1 <sup>st</sup> )	December 25, 1971
Quarter	15	George Yardley, vs. New York at Olympia (4 <sup>th</sup> )	January 3, 1959

Most Free Throws

Game	20	George Yardley, at St. Louis	December 26, 1957
		Walter Dukes, at L.A. Lakers	November 19, 1960
		Kelly Tripucka, vs. Chicago	January 29, 1983
Half	17	Richard Hamilton, vs. Charlotte	November 21, 2004
Quarter	14	Adrian Dantley, vs. Sacramento (2 <sup>nd</sup> )	December 10, 1986
		Adrian Dantley, vs. Sacramento (4 <sup>th</sup> )	December 10, 1986

Most Free Throws Attempted

Game	24	George Yardley, at St. Louis	December 26, 1957
		Walter Dukes, at L.A. Lakers	November 19, 1960
		Bob Lanier, vs. New Jersey (2 <sup>nd</sup> )	October 13, 1978
Half	22	Ben Wallace, at L.A. Clippers (2 <sup>nd</sup> )	December 11, 2005
Quarter	20	Ben Wallace, at L.A. Clippers (4 <sup>th</sup> )	December 11, 2005



# RECORDS • ALL-TIME PISTONS INDIVIDUAL RECORDS

## SINGLE GAME OR PORTION

### Most Three-Point Field Goals

Game	10	Joe Dumars, vs. Minnesota	November 8, 1994
Half	7	Allan Houston, at Chicago (2 <sup>nd</sup> ) Joe Dumars, at Orlando (2 <sup>nd</sup> )	February 17, 1995 April 5, 1995
Quarter	6	Lindsey Hunter, at Chicago (2 <sup>nd</sup> )	February 15, 1998
	6	Allan Houston, vs. Denver (4 <sup>th</sup> ) Chauncey Billups, at Minnesota (2 <sup>nd</sup> )	March 10, 1995 March 4, 2006

### Most Three-Point Field Goals Attempted

Game	18	Joe Dumars, vs. Minnesota	November 8, 1994
Half	12	Allan Houston, vs. Denver (2 <sup>nd</sup> )	March 10, 1995
Quarter	8	Allan Houston, vs. Denver (4 <sup>th</sup> )	March 10, 1995

### Most Total Rebounds

Game	34	Dennis Rodman, vs. Indiana	March 4, 1992
Half	21	Bailey Howell, vs. L.A. Lakers at Olympia (1 <sup>st</sup> )	November 25, 1960
Quarter	14	Ray Scott, vs. Philadelphia	December 20, 1967

### Most Offensive Rebounds

Game	18	Dennis Rodman, vs. Indiana (OT)	March 4, 1992
Half	9	Ben Wallace, at Phoenix (1 <sup>st</sup> )	March 3, 2005
Quarter	7	Ben Wallace, at Phoenix (1 <sup>st</sup> )	March 3, 2005

### Most Defensive Rebounds

Game	22	Dennis Rodman, at Sacramento	March 14, 1992
Half	16	Bill Laimbeer, at Dallas (2 <sup>nd</sup> )	November 15, 1988
Quarter	10	Ben Wallace, at New York (4 <sup>th</sup> )	November 18, 2002

### Most Assists

Game	25	Kevin Porter, vs. Boston Kevin Porter, at Phoenix	March 9, 1979 April 1, 1979
Half	16	Isiah Thomas, vs. Dallas Isiah Thomas, vs. Dallas (1 <sup>st</sup> )	February 13, 1985 February 13, 1985
Quarter	11	Isiah Thomas, vs. Golden State (1 <sup>st</sup> ) Isiah Thomas, vs. Cleveland (1 <sup>st</sup> )	January 24, 1985 November 24, 1989

### Most Personal Fouls

Half	6	Terry Dischinger, at Philadelphia	December 12, 1969
Quarter	6	Roger Brown, vs. Golden State Paul Mokeski, vs. Cleveland Joe Dumars, vs. Atlanta	March 25, 1977 January 24, 1981 February 28, 1986

### Most Turnovers

Game	11	Jerry Stackhouse, at Miami Isiah Thomas, vs. Indiana	March 5, 2001 April 10, 1985
Half	8	Isiah Thomas, vs. Indiana (2 <sup>nd</sup> )	April 10, 1985

# ALL-TIME PISTONS INDIVIDUAL RECORDS • RECORDS

## SINGLE GAME OR PORTION

### Most Steals

Game	9	Earl Tatum, at L.A. Lakers	November 28, 1978
Half	6	Ron Lee, vs. Houston Chris Ford, at Chicago (2 <sup>nd</sup> ) Isiah Thomas, vs. Washington (1 <sup>st</sup> )	March 16, 1980 March 26, 1976 November 25, 1983
Quarter	5	Chris Ford, vs. Golden State Ron Lee, vs. Washington (3 <sup>rd</sup> ) John Long, vs. Indiana (1 <sup>st</sup> )	March 25, 1977 November 19, 1981 December 3, 1983

### Most Blocked Shots

Game	10	Edgar Jones, vs. Indiana Ben Wallace, at Milwaukee Ben Wallace, vs. Miami	December 17, 1981 February 24, 2002 November 20, 2002
Half	7	Edgar Jones, vs. Indiana (2 <sup>nd</sup> ) Terry Tyler, vs. Chicago (1 <sup>st</sup> ) Ben Wallace, vs. New Jersey (1 <sup>st</sup> )	December 17, 1981 November 3, 1982 February 1, 2003
Quarter	6	Ben Wallace, vs. Miami (1 <sup>st</sup> )	November 20, 2002

## CONSECUTIVES

### SINGLE SEASON

Consecutive Free Throws	62	Joe Dumars (13 Games)	Mar. 9, 1991 to Apr. 5, 1991
Consecutive Three-Point Goals	13	Terry Mills*	Dec. 4, 1996 to Dec. 7, 1996
Consecutive Games Played	685	Bill Laimbeer	Feb. 17, 1982 to Jan. 29, 1989

### GAME OR PORTION

Consecutive Field Goals	13	Isiah Thomas, vs. Cleveland	February 26, 1984
Consecutive Free Throws	20	Richard Hamilton, vs. Charlotte	November 21, 2004

\*NBA RECORD

## DETROIT PISTONS SELECT CIRCLE

### 50 Points or More Club

Player	Opponent/Date	FG	FT	PTS
Jerry Stackhouse	at Chicago, April 3, 2001	21	36	57
Kelly Tripucka	vs. Chicago, January 29, 1983	18	20	56
Dave Bing	vs. Chicago, February 21, 1971	22	10	54
Richard Hamilton	at New York, December 27, 2006	19	12	51
George Yardley	vs. Syracuse, February 4, 1958	19	13	51
George Yardley	at Boston, January 15, 1958	19	13	51

### Most Points vs. Position

Forward	56	Kelly Tripucka, vs. Chicago	January 29, 1983
Center	48	Bob Lanier, vs. Portland	November 28, 1972
Guard	57	Jerry Stackhouse, at Chicago	April 3, 2001



CAREER LEADERS

POINTS	GAMES	PTS	AVG
1. Isiah Thomas (13 seasons)	979	18,822	19.2
2. Joe Dumars (14 seasons)	1,018	16,401	16.1
3. Bob Lanier (10 seasons)	681	15,488	22.7
4. Dave Bing (nine seasons)	675	15,235	22.6
5. Bill Laimbeer (12 seasons)	937	12,664	13.5
6. Vinnie Johnson (10 seasons)	798	10,146	12.7
7. Grant Hill (six seasons)	435	9,393	21.6
8. John Long (10 seasons)	608	9,023	14.8
9. Richard Hamilton (six seasons)	463	8,749	18.9
10. Bailey Howell (five seasons)	387	8,182	21.1

(Minimum 100 games)

TOP SCORING AVERAGES

1. Bob Lanier (681 games)	22.7
2. Dave Bing (675 games)	22.6
3. Jerry Stackhouse (337 games)	22.1
4. Grant Hill (435 games)	21.6
5. Kelly Tripucka (352 games)	21.6
6. Bailey Howell (387 games)	21.1
7. Adrian Dantley (192 games)	20.3
8. Isiah Thomas (979 games)	19.2
9. George Yardley (384 games)	19.1
10. Richard Hamilton (463 games)	18.9

GAMES

1. Joe Dumars	1,018
2. Isiah Thomas	979
3. Bill Laimbeer	937
4. Vinnie Johnson	798
5. Lindsey Hunter	703
6. Bob Lanier	681
7. Dave Bing	675
8. John Long	583
9. Terry Tyler	574
10. Eddie Miles	497

FIELD GOALS MADE

1. Isiah Thomas	7,194
2. Bob Lanier	6,276
3. Joe Dumars	5,994
4. Dave Bing	5,772
5. Bill Laimbeer	5,071
6. Vinnie Johnson	4,202
7. John Long	3,851
8. Grant Hill	3,392
9. Richard Hamilton	3,305
10. Eddie Miles	3,019

FIELD GOALS ATTEMPTED

1. Isiah Thomas	15,904
2. Dave Bing	13,119
3. Joe Dumars	13,026
4. Bob Lanier	12,347
5. Bill Laimbeer	10,275
6. Vinnie Johnson	9,094
7. John Long	8,060
8. Gene Shue	7,294
9. Richard Hamilton	7,134
10. Grant Hill	7,129

FREE THROWS MADE

1. Isiah Thomas	4,036
2. Dave Bing	3,691
3. Joe Dumars	3,423
4. Bob Lanier	2,936
5. Grant Hill	2,553
6. Bailey Howell	2,372
7. Chauncey Billups	2,317
8. Jerry Stackhouse	2,262
9. George Yardley	2,237
10. Bill Laimbeer	2,230

FREE THROWS ATTEMPTED

1. Isiah Thomas	5,316
2. Dave Bing	4,789
3. Joe Dumars	4,059
4. Bob Lanier	3,797
5. Grant Hill	3,420
6. Bailey Howell	3,063
7. George Yardley	2,873
8. Jerry Stackhouse	2,741
9. Bill Laimbeer	2,621
10. Chauncey Billups	2,598

THREE-POINT FG MADE

1. Joe Dumars	990
2. Chauncey Billups	874
3. Lindsey Hunter	793
4. Terry Mills	495
5. Rasheed Wallace	468
6. Jerry Stackhouse	401
7. Isiah Thomas	398
8. Chucky Atkins	387
9. Allan Houston	346
10. Tayshaun Prince	322

THREE-POINT FG ATTEMPTS

1. Joe Dumars	2,592
2. Lindsey Hunter	2,201
3. Chauncey Billups	2,185
4. Isiah Thomas	1,373
5. Rasheed Wallace	1,350
6. Jerry Stackhouse	1,336
7. Terry Mills	1,258
8. Chucky Atkins	1,047
9. Tayshaun Prince	881
10. Allan Houston	817

REBOUNDS

1. Bill Laimbeer	9,430
2. Bob Lanier	8,063
3. Dennis Rodman	6,299
4. Ben Wallace	6,048
5. Walter Dukes	4,986
6. Dave DeBusschere	4,947
7. Bailey Howell	4,583
8. Ray Scott	4,508
9. Terry Tyler	3,583
10. Isiah Thomas	3,478

ASSISTS

1. Isiah Thomas	9,061
2. Joe Dumars	4,612
3. Dave Bing	4,330
4. Chauncey Billups	2,927
5. Grant Hill	2,720
6. Vinnie Johnson	2,661
7. Bob Lanier	2,256
8. Lindsey Hunter	2,038
9. Gene Shue	1,931
10. Bill Laimbeer	1,923

STEALS

1. Isiah Thomas	1,861
2. Joe Dumars	902
3. Lindsey Hunter	896
4. Chris Ford	785
5. Ben Wallace	744
6. Vinnie Johnson	708
7. Grant Hill	694
8. John Long	649
9. Bill Laimbeer	632
10. Terry Tyler	615

BLOCKED SHOTS

1. Ben Wallace	1,297
2. Terry Tyler	1,070
3. Bob Lanier	859
4. Bill Laimbeer	830
5. John Salley	709
6. Rasheed Wallace	537
7. Dennis Rodman	399
8. Kent Benson	331
9. Theo Ratliff	300
10. Grant Hill	281
10. Tayshaun Prince	281

Indicates current pistons players.



**MOST MINUTES PLAYED**

YEAR	PLAYER	G	MIN	AVG
1957-58	George Yardley	72	2,843	39.5
1958-59	Gene Shue	72	2,745	38.1
1959-60	Gene Shue	75	3,338	44.5
1960-61	Gene Shue	78	3,361	43.1
1961-62	Gene Shue	80	3,143	39.3
1962-63	Bailey Howell	79	2,971	37.6
1963-64	Ray Scott	80	2,964	37.1
1964-65	Dave DeBusschere	79	2,769	35.1
1965-66	Eddie Miles	80	2,788	34.9
1966-67	Dave DeBusschere	78	2,897	37.1
1967-68	Dave Bing	79	3,209	40.6
1968-69	Dave Bing	77	3,039	39.5
1969-70	Dave Bing	81	2,869	35.4
1970-71	Dave Bing	82	3,065	37.4
1971-72	Bob Lanier	80	3,092	38.7
1972-73	Dave Bing	82	3,361	41.0
1973-74	Dave Bing	81	3,124	38.6
1974-75	Dave Bing	79	3,222	40.8
1975-76	Curtis Rowe	80	2,998	37.5
1976-77	M.L. Carr	82	2,643	32.2
1977-78	Chris Ford	82	2,583	31.5
1978-79	M.L. Carr	80	3,207	40.1
1979-80	Terry Tyler	82	2,670	32.6
1980-81	Terry Tyler	82	2,549	31.1
1981-82	Kelly Tripucka	82	3,077	37.5
1982-83	Isiah Thomas	81	3,092	38.1

YEAR	PLAYER	G	MIN	AVG
1983-84	Isiah Thomas	82	3,007	36.7
1984-85	Isiah Thomas	81	3,089	38.1
1985-86	Bill Laimbeer	82	2,891	35.3
1986-87	Isiah Thomas	81	3,013	37.2
1987-88	Isiah Thomas	81	2,927	36.1
1988-89	Isiah Thomas	80	2,924	36.6
1989-90	Isiah Thomas	81	2,993	37.0
1990-91	Joe Dumars	80	3,046	38.1
1991-92	Dennis Rodman	82	3,301	40.3
1992-93	Joe Dumars	77	3,094	40.2
1993-94	Terry Mills	80	2,773	34.7
1994-95	Grant Hill	70	2,678	38.3
1995-96	Grant Hill	80	3,260	40.8
1996-97	Grant Hill	80	3,147	39.3
1997-98	Grant Hill	81	3,294	40.7
1998-99	Grant Hill	50	1,852	37.0
1999-00	Jerry Stackhouse	82	3,148	38.4
2000-01	Jerry Stackhouse	80	3,215	40.2
2001-02	Ben Wallace	80	2,921	36.5
2002-03	Ben Wallace	73	2,873	39.4
2003-04	Ben Wallace	81	3,050	37.7
2004-05	Tayshaun Prince	82	3,039	37.1
2005-06	Chauncey Billups	81	2,925	36.1
2006-07	Tayshaun Prince	82	3,001	36.6
2007-08	Tayshaun Prince	82	2,694	32.9

\* LED NBA

**TOP SCORERS**

YEAR	PLAYER	G	PTS	AVG
1957-58	George Yardley	72	2,001	27.8
1958-59	Gene Shue	72	1,266	17.6
1959-60	Gene Shue	75	1,712	22.8
1960-61	Bailey Howell	77	1,815	23.6
1961-62	Bailey Howell	79	1,576	19.9
1962-63	Bailey Howell	79	1,793	22.7
1963-64	Bailey Howell	77	1,666	21.6
1964-65	Terry Dischinger	80	1,456	18.2
1965-66	Eddie Miles	80	1,566	19.6
1966-67	Dave Bing	80	1,601	20.0
1967-68	Dave Bing	79	2,142	27.1
1968-69	Dave Bing	77	1,800	23.4
1969-70	Dave Bing	70	1,604	22.9
1970-71	Dave Bing	82	2,213	27.0
1971-72	Bob Lanier	80	2,056	25.7
1972-73	Bob Lanier	81	1,927	23.8
1973-74	Bob Lanier	81	1,822	22.5
1974-75	Bob Lanier	76	1,823	24.0
1975-76	Bob Lanier	64	1,366	21.3
1976-77	Bob Lanier	64	1,616	25.3
1977-78	Bob Lanier	63	1,542	24.5
1978-79	Bob Lanier	53	1,253	23.6
1979-80	Bob McAdoo	58	1,222	21.1
1980-81	John Long	59	1,044	17.7
1981-82	John Long	69	1,514	21.9
1982-83	Kelly Tripucka	58	1,536	26.5

YEAR	PLAYER	G	PTS	AVG
1983-84	Kelly Tripucka	76	1,618	21.3
1984-85	tie Isiah Thomas	82	1,748	21.3
1984-85	Isiah Thomas	81	1,720	21.2
1985-86	Isiah Thomas	77	1,609	20.9
1986-87	Adrian Dantley	81	1,742	21.5
1987-88	Adrian Dantley	69	1,380	20.0
1988-89	Isiah Thomas	80	1,458	18.2
1989-90	Isiah Thomas	81	1,492	18.4
1990-91	Joe Dumars	80	1,629	20.4
1991-92	Joe Dumars	82	1,635	19.9
1992-93	Joe Dumars	77	1,809	23.5
1993-94	Joe Dumars	69	1,410	20.4
1994-95	Grant Hill	70	1,394	19.9
1995-96	Grant Hill	80	1,618	20.2
1996-97	Grant Hill	80	1,710	21.4
1997-98	Grant Hill	81	1,712	21.1
1998-99	Grant Hill	50	1,053	21.1
1999-00	Grant Hill	74	1,906	25.8
2000-01	Jerry Stackhouse	80	2,380	29.8
2001-02	Jerry Stackhouse	76	1,629	21.4
2002-03	Richard Hamilton	82	1,612	19.7
2003-04	Richard Hamilton	78	1,375	17.6
2004-05	Richard Hamilton	76	1,424	18.7
2005-06	Richard Hamilton	80	1,609	20.1
2006-07	Richard Hamilton	75	1,485	19.8
2007-08	Richard Hamilton	72	1,244	17.3

\* LED NBA

**BEST FIELD GOAL PERCENTAGE**

YEAR	PLAYER	FGM	FGA	PCT
1957-58	George Yardley	673	1,624	.413
1958-59	Shellie McMillan	127	289	.439
1959-60	Bailey Howell	510	1,119	.456
1960-61	Bailey Howell	607	293	.469
1961-62	Bailey Howell	553	1,193	.464
1962-63	Bailey Howell	637	1,235	.516
1963-64	Bailey Howell	598	1,267	.472
1964-65	Terry Dischinger	568	1,153	.493
1965-66	Eddie Miles	634	1,418	.447
1966-67	Reggie Harding	172	382	.450
1967-68	Len Chappell	255	458	.513
1968-69	Terry Dischinger	264	513	.515
1969-70	Jimmy Walker	666	1,394	.478
1970-71	Dave Bing	799	1,710	.467
1971-72	Bob Lanier	834	1,690	.493
1972-73	Curtis Rowe	547	1,053	.519
1973-74	Bob Lanier	748	1,483	.504
1974-75	Bob Lanier	731	1,438	.510
1975-76	Bob Lanier	541	1,017	.532
1976-77	Bob Lanier	678	1,269	.534
1977-78	Bob Lanier	622	1,159	.537
1978-79	Bob Lanier	489	948	.516
1979-80	John Long	588	1,164	.505
1980-81	Terry Tyler	476	895	.532
1981-82	Terry Tyler	336	643	.523
1982-83	Vinnie Johnson	520	1,013	.513

YEAR	PLAYER	FGM	FGA	PCT
1983-84	Kent Benson	248	451	.550
1984-85	Kent Benson	201	397	.506
1985-86	Earl Cureton	285	564	.505
1986-87	John Salley	163	290	.562
1987-88	Rick Mahorn	276	481	.574
1988-89	Dennis Rodman*	316	531	.595
1989-90	Dennis Rodman	288	496	.581
1990-91	Dennis Rodman	276	560	.493
1991-92	Dennis Rodman	342	635	.539
1992-93	Bill Laimbeer	292	574	.509
1993-94	Greg Anderson	201	370	.543
1994-95	Mark West	217	390	.556
1995-96	Otis Thorpe	452	853	.530
1996-97	Otis Thorpe	419	787	.532
1997-98	Jerome Williams	151	288	.524
1998-99	Bison Dele	216	431	.501
1999-00	Jerome Williams	257	456	.564
2000-01	Corliss Williamson	172	322	.534
2001-02	Ben Wallace	255	480	.531
2002-03	Ben Wallace	210	437	.481
2003-04	Corliss Williamson	304	602	.505
2004-05	Antonio McDyess	307	598	.513
2005-06	Richard Hamilton	649	1,322	.491
2006-07	Richard Hamilton	547	1,170	.468
2007-08	Richard Hamilton	499	1,030	.484

\* LED NBA

**BEST FREE THROW PERCENTAGE**

YEAR	PLAYER	FTM	FTA	AVG
1957-58	Gene Shue	276	327	.844
1958-59	Gene Shue	338	421	.803
1959-60	Gene Shue	472	541	.872
1960-61	Gene Shue	465	543	.856
1961-62	Gene Shue	362	447	.810
1962-63	Bailey Howell	519	650	.798
1963-64	Bailey Howell	470	581	.809
1964-65	Terry Dischinger	320	424	.755
1965-66	Ray Scott	323	435	.743
1966-67	Tom Van Arsdale	272	347	.784
1967-68	Jimmy Walker	134	175	.766
1968-69	Happy Hairston	404	553	.731
1969-70	McCoy McLemore	119	145	.821
1970-71	Jimmy Walker	344	414	.831
1971-72	Jimmy Walker	397	480	.827
1972-73	Dave Bing	456	560	.814
1973-74	Stu Lantz	139	164	.848
1974-75	John Mengelt	211	248	.851
1975-76	Archie Clark	100	116	.862
1976-77	Howard Porter	103	120	.858
1977-78	Jim Price	84	103	.815
1978-79	John Long	157	190	.826
1979-80	John Long	160	194	.825
1980-81	John Long	160	184	.870
1981-82	John Long	238	275	.865
1982-83	Kelly Tripucka	392	465	.843

YEAR	PLAYER	FTM	FTA	AVG
1983-84	John Long	243	275	.884
1984-85	Kelly Tripucka	255	288	.885
1985-86	Kelly Tripucka	380	444	.856
1986-87	Bill Laimbeer	245	274	.894
1987-88	Bill Laimbeer	187	214	.874
1988-89	Joe Dumars	260	306	.850
1989-90	Joe Dumars	297	330	.900
1990-91	Joe Dumars	371	417	.890
1991-92	Bill Laimbeer	67	75	.893
1992-93	Bill Laimbeer	93	104	.894
1993-94	Joe Dumars	276	330	.836
1994-95	Allan Houston	147	171	.860
1995-96	Allan Houston	298	362	.823
1996-97	Michael Curry	97	108	.898
1997-98	Joe Dumars	127	154	.825
1998-99	Jerry Stackhouse	210	247	.850
1999-00	John Crotty	80	93	.860
2000-01	Dana Barros	68	80	.850
2001-02	Jon Barry	108	116	.931
2002-03	Chauncey Billups	318	362	.878
2003-04	Chauncey Billups	404	460	.878
2004-05	Chauncey Billups	343	382	.898
2005-06	Chauncey Billups	465	520	.894
2006-07	Chauncey Billups	386	437	.883
2007-08	Chauncey Billups	401	437	.918



**BEST THREE-POINT SHOOTERS**

YEAR	PLAYER	3FG	3FGA	AVG
1979-80	Ron Lee	22	56	.393
1980-81	Larry Drew	4	17	.235
1981-82	Ron Lee	18	59	.305
1982-83	Kelly Tripucka	14	37	.378
1983-84	Isiah Thomas	22	65	.338
1984-85	Isiah Thomas	29	113	.257
1985-86	Kelly Tripucka	12	25	.400
1986-87	Joe Dumars	9	22	.409
1987-88	Bill Laimbeer	13	39	.333
1988-89	Joe Dumars	14	29	.483
1989-90	Joe Dumars	22	55	.400
1990-91	Vinnie Johnson	11	34	.324
1991-92	Joe Dumars	49	120	.408
1992-93	Joe Dumars	112	299	.375
1993-94	Joe Dumars	124	320	.388

YEAR	PLAYER	3FG	3FGA	AVG
1994-95	Allan Houston	158	373	.424
1995-96	Allan Houston	191	447	.427
1996-97	Joe Dumars	166	384	.432
1997-98	Joe Dumars	158	426	.371
1998-99	Jud Buechler	61	148	.412
1999-00	Lindsey Hunter	168	389	.432
2000-01	Dana Barros	44	105	.419
2001-02	Jon Barry	121	258	.469
2002-03	Jon Barry	87	214	.407
2003-04	Chauncey Billups	130	335	.388
2004-05	Chauncey Billups	165	387	.426
2005-06	Richard Hamilton*	55	120	.458
2006-07	Tayshaun Prince	81	210	.386
2007-08	Richard Hamilton	62	141	.440

\* LED NBA

**TOP REBOUNDERS**

YEAR	PLAYER	G	RBS	AVG
1957-58	Walter Dukes	72	954	13.3
1958-59	Walter Dukes	72	958	13.3
1959-60	Gene Shue*	75	3,338	44.5
1960-61	Bailey Howell	77	1,111	14.4
1961-62	Bailey Howell	79	996	12.6
1962-63	Bailey Howell	79	910	11.5
1963-64	Ray Scott	80	1,078	13.5
1964-65	Reggie Harding	78	906	11.6
1965-66	Dave DeBusschere	79	916	11.6
1966-67	Dave DeBusschere	78	924	11.8
1967-68	Dave DeBusschere	80	1,081	13.5
1968-69	Happy Hairston	81	959	11.8
1969-70	Otto Moore	81	900	11.2
1970-71	Otto Moore	82	700	8.5
1971-72	Bob Lanier	80	1,132	14.2
1972-73	Bob Lanier	81	1,205	14.9
1973-74	Bob Lanier	81	1,074	13.3
1974-75	Bob Lanier	76	914	12.0
1975-76	Bob Lanier	64	746	11.7
1976-77	Bob Lanier	64	745	11.6
1977-78	Bob Lanier	63	715	11.3
1978-79	Leon Douglas	78	664	8.5
1979-80	Terry Tyler	82	627	7.6
1980-81	Phil Hubbard	80	586	7.3
1981-82	Kent Benson	75	653	8.7
1982-83	Bill Laimbeer	82	993	12.1

YEAR	PLAYER	G	RBS	AVG
1983-84	Bill Laimbeer	82	1,003	12.2
1984-85	Bill Laimbeer	82	1,013	12.4
1985-86	Bill Laimbeer*	82	1,075	13.1
1986-87	Bill Laimbeer	82	955	11.6
1987-88	Bill Laimbeer	82	832	10.1
1988-89	Bill Laimbeer	81	776	9.6
1989-90	Dennis Rodman	82	792	9.7
1990-91	Dennis Rodman	82	1,026	12.5
1991-92	Dennis Rodman*	82	1,530	18.7
1992-93	Dennis Rodman*	62	1,132	18.3
1993-94	Terry Mills	80	672	8.4
1994-95	Terry Mills	72	558	7.8
1995-96	Grant Hill	80	783	9.8
1996-97	Grant Hill	80	721	9.0
1997-98	Brian Williams	78	695	8.9
1998-99	Grant Hill	50	355	7.0
1999-00	Jerome Williams	82	789	9.6
2000-01	Ben Wallace	80	1,052	13.2
2001-02	Ben Wallace*	80	1,039	13.0
2002-03	Ben Wallace*	73	1,126	15.4
2003-04	Ben Wallace	81	1,006	12.4
2004-05	Ben Wallace	74	902	12.2
2005-06	Ben Wallace	82	923	11.3
2006-07	Rasheed Wallace	75	543	7.2
2007-08	Antonio McDyess	78	666	8.5

\* LED NBA

**MOST ASSISTS**

YEAR	PLAYER	G	AST	AVG
1957-58	Dick McGuire	69	454	6.6
1958-59	Dick McGuire	71	443	6.2
1959-60	Dick McGuire	68	385	5.3
1960-61	Gene Shue	78	530	6.8
1961-62	Gene Shue	80	465	5.8
1962-63	Don Ohl	80	325	5.1
1963-64	Dennis Butcher	80	244	3.1
	tie Ray Scott	80	244	3.1
1964-65	Dave DeBusschere	79	253	3.2
1965-66	Ray Scott	79	238	8.0
1966-67	Dave Bing	80	330	4.1
1967-68	Dave Bing	79	509	6.4
1968-69	Dave Bing	77	546	7.1
1969-70	Dave Bing	70	418	6.0
1970-71	Dave Bing	82	408	5.0
1971-72	Dave Bing	45	317	7.1
1972-73	Dave Bing	82	637	7.8
1973-74	Dave Bing	81	555	6.9
1974-75	Dave Bing	79	610	7.7
1975-76	Eric Money	80	338	4.2
1976-77	Kevin Porter	81	592	7.3
1977-78	Chris Ford	82	381	4.6
1978-79	Kevin Porter*	82	1,099	13.4
1979-80	Eric Money	55	238	4.3
1980-81	Ron Lee	82	362	4.4
1981-82	Isiah Thomas	72	565	7.8
1982-83	Isiah Thomas	81	634	7.8

**MOST PERSONAL FOULS**

YEAR	PLAYER	G	PF	AVG
1957-58	Walter Dukes	72	311	4.3
1958-59	Walter Dukes*	72	332	4.6
1959-60	Walter Dukes	66	310	4.7
1960-61	Walter Dukes	73	313	4.3
1961-62	Walter Dukes	77	327	4.2
1962-63	Bailey Howell	79	301	3.8
1963-64	Ray Scott	80	296	3.7
1964-65	Reggie Harding	78	258	3.3
1965-66	Joe Strawder	79	305	3.9
1966-67	Joe Strawder*	79	344	4.4
1967-68	Joe Strawder	73	312	4.3
1968-69	Dave Bing	77	256	3.3
1969-70	Howard Komives	82	247	3.0
1970-71	Bob Lanier	82	272	3.3
1971-72	Bob Lanier	80	297	3.7
1972-73	Bob Lanier	81	278	3.4
1973-74	Bob Lanier	81	273	3.4
1974-75	Bob Lanier	76	237	3.1
1975-76	Al Eberhard	81	250	3.1
1976-77	Leon Douglas	82	294	3.6
1977-78	Leon Douglas	79	295	3.7
1978-79	Kevin Porter	82	302	3.7
1979-80	Leon Douglas	70	219	3.6
1980-81	Phil Hubbard	80	317	4.0
1981-82	Isiah Thomas	72	253	3.5
1982-83	Bill Laimbeer	82	320	3.9

YEAR	PLAYER	G	AST	AVG
1983-84	Isiah Thomas	82	914	11.1
1984-85	Isiah Thomas*	81	1123	13.9
1985-86	Isiah Thomas	77	830	10.8
1986-87	Isiah Thomas	81	813	10.0
1987-88	Isiah Thomas	81	678	8.4
1988-89	Isiah Thomas	80	653	8.2
1989-90	Isiah Thomas	81	765	9.4
1990-91	Isiah Thomas	48	446	9.3
1991-92	Isiah Thomas	78	560	7.2
1992-93	Isiah Thomas	79	671	8.5
1993-94	Isiah Thomas	58	399	6.9
1994-95	Joe Dumars	67	368	5.5
1995-96	Grant Hill	80	548	6.9
1996-97	Grant Hill	80	583	7.3
1997-98	Grant Hill	81	551	6.8
1998-99	Grant Hill	50	300	6.0
1999-00	Grant Hill	74	385	5.2
2000-01	Jerry Stackhouse	80	410	5.1
2001-02	Jerry Stackhouse	76	403	5.3
2002-03	Chauncey Billups	74	287	3.9
2003-04	Chauncey Billups	78	446	5.7
2004-05	Chauncey Billups	80	464	5.8
2005-06	Chauncey Billups	81	699	8.6
2006-07	Chauncey Billups	70	502	7.2
2007-08	Chauncey Billups	78	529	6.8

\* LED NBA

YEAR	PLAYER	G	PF	AVG
1983-84	Isiah Thomas	82	324	3.9
1984-85	Bill Laimbeer	82	308	3.8
1985-86	Bill Laimbeer	82	291	3.6
1986-87	Bill Laimbeer	82	283	3.5
1987-88	John Salley	82	294	3.6
1988-89	Dennis Rodman	82	292	3.6
1989-90	James Edwards	82	295	3.6
1990-91	Dennis Rodman	82	281	3.4
1991-92	Dennis Rodman	82	248	3.0
1992-93	Terry Mills	81	282	3.5
1993-94	Terry Mills	80	309	3.9
1994-95	Terry Mills	72	253	3.5
1995-96	Otis Thorpe	82	300	3.7
1996-97	Otis Thorpe	79	298	3.8
1997-98	Brian Williams	78	252	3.2
1998-99	Bison Dele	49	181	3.7
1999-00	Christian Laettner	82	326	4.0
2000-01	Joe Smith	69	258	3.7
2001-02	Clifford Robinson	80	243	3.0
2002-03	Clifford Robinson	81	259	3.2
2003-04	Richard Hamilton	78	222	2.8
2004-05	Rasheed Wallace	79	236	3.0
2005-06	Rasheed Wallace	80	232	2.9
2006-07	Antonio McDyess	82	240	2.9
2007-08	Antonio McDyess	78	246	3.2

\* LED NBA



**MOST DISQUALIFICATIONS**

YEAR	PLAYER	G	DQ
1957-58	Walter Dukes	72	17
1958-59	Walter Dukes	72	22
1959-60	Walter Dukes	66	20
1960-61	Walter Dukes	73	16
1961-62	Walter Dukes	77	20
1962-63	Bailey Howell	79	9
tie	Ray Scott	76	9
1963-64	Bailey Howell	77	9
tie	Jack Moreland	78	9
1964-65	Terry Dischinger	80	5
tie	Dave DeBusschere	79	5
tie	Ray Scott	66	5
tie	Reggie Harding	78	5
1965-66	Joe Strawder	79	10
1966-67	Joe Strawder	79	19
1967-68	Joe Strawder	73	18
1968-69	Terry Dischinger	75	5
1969-70	Terry Dischinger	75	5
1970-71	Bill Hewitt	62	5
1971-72	Terry Dischinger	79	7
1972-73	Bob Lanier	81	4
1973-74	Bob Lanier	81	7
1974-75	Eric Money	66	3
tie	Dave Bing	79	3
1975-76	Al Eberhard	81	5
1976-77	Leon Douglas	82	10
1977-78	Leon Douglas	79	6
1978-79	Leon Douglas	78	13
1979-80	Leon Douglas	70	10
1980-81	Phil Hubbard	80	14
1981-82	Ron Lee	81	3
tie	Edgar Jones	48	3

**MOST STEALS**

YEAR	PLAYER	G	STL	AVG
1973-74	Chris Ford	82	148	1.8
1974-75	Dave Bing	79	116	1.5
1975-76	Chris Ford	82	178	2.2
1976-77	Chris Ford	82	178	2.2
1977-78	Chris Ford	82	166	2.0
1978-79	M.L. Carr	80	197	2.5
1979-80	John Long	69	129	1.9
1980-81	Ron Lee	82	166	2.0
1981-82	Isiah Thomas	82	166	2.0
1982-83	Isiah Thomas	81	199	2.5
1983-84	Isiah Thomas	82	204	2.5
1984-85	Isiah Thomas	81	187	2.3
1985-86	Isiah Thomas	77	171	2.2
1986-87	Isiah Thomas	81	141	1.7
1987-88	Isiah Thomas	81	141	1.7
1988-89	Isiah Thomas	80	133	1.7
1989-90	Isiah Thomas	81	139	1.7
1990-91	Joe Dumars	80	89	1.1

YEAR	PLAYER	G	DQ
1982-83	Bill Laimbeer	82	9
1983-84	Isiah Thomas	82	8
1984-85	Isiah Thomas	81	8
1985-86	Isiah Thomas	77	9
1986-87	Isiah Thomas	81	5
tie	John Salley	82	5
1987-88	Joe Dumars	82	6
1988-89	Dennis Rodman	82	4
1989-90	John Salley	82	7
1990-91	John Salley	74	7
tie	Dennis Rodman	82	7
1991-92	Isiah Thomas	78	2
1992-93	Terry Mills	81	6
1993-94	Terry Mills	80	6
1994-95	Mark West	67	8
1995-96	Otis Thorpe	82	7
1996-97	Otis Thorpe	79	7
1997-98	Brian Williams	78	4
1998-99	Bison Dele	49	3
1999-00	Christian Laettner	82	10
2000-01	Joe Smith	69	5
2001-02	Clifford Robinson	80	4
2002-03	Clifford Robinson	81	5
2003-04	Richard Hamilton	78	3
	Corliss Williamson	79	3
2004-05	Richard Hamilton	76	8
2005-06	Chauncey Billups	81	2
2006-07	Nazr Mohammed	51	3
	Rasheed Wallace	75	3
2007-08	Antonio McDyess	78	4

YEAR	PLAYER	G	STL	AVG
1991-92	Isiah Thomas	78	118	1.5
1992-93	Isiah Thomas	79	123	1.6
1993-94	Lindsey Hunter	82	121	1.5
1994-95	Grant Hill	70	124	1.8
1995-96	Grant Hill	80	100	1.3
1996-97	Grant Hill	80	144	1.8
1997-98	Grant Hill	81	143	1.8
1998-99	Lindsey Hunter	49	86	1.8
1999-00	Lindsey Hunter	82	129	1.6
2000-01	Ben Wallace	80	107	1.3
2001-02	Ben Wallace	80	138	1.7
2002-03	Ben Wallace	73	104	1.4
2003-04	Ben Wallace	81	143	1.8
2004-05	Ben Wallace	74	106	1.4
2005-06	Ben Wallace	82	146	1.8
2006-07	Chauncey Billups	70	84	1.2
2007-08	Chauncey Billups	78	101	1.3

**MOST TURNOVERS**

YEAR	PLAYER	G	TO	AVG
1977-78	Eric Money	76	322	4.2
1978-79	Kevin Porter	82	340	4.1
1979-80	Bob McAdoo	58	238	4.1
1980-81	Kent Benson	59	190	3.2
1981-82	Isiah Thomas	72	299	4.2
1982-83	Isiah Thomas	81	326	4.0
1983-84	Isiah Thomas	82	307	3.7
1984-85	Isiah Thomas	81	302	3.7
1985-86	Isiah Thomas	77	289	3.8
1986-87	Isiah Thomas	81	343	4.2
1987-88	Isiah Thomas	81	273	3.4
1988-89	Isiah Thomas	80	298	3.7
1989-90	Isiah Thomas	81	322	4.0
1990-91	Joe Dumars	80	189	2.4
1991-92	Isiah Thomas	78	252	3.2
1992-93	Isiah Thomas	79	284	3.6

**MOST BLOCKED SHOTS**

YEAR	PLAYER	G	BLK	AVG
1973-74	Bob Lanier	81	247	3.1
1974-75	Bob Lanier	76	172	2.3
1975-76	Bob Lanier	64	86	1.3
1976-77	Bob Lanier	64	126	1.9
1977-78	Bob Lanier	63	93	1.5
1978-79	Terry Tyler	82	201	2.5
1979-80	Terry Tyler	82	220	2.7
1980-81	Terry Tyler	82	180	2.2
1981-82	Terry Tyler	82	160	2.0
1982-83	Terry Tyler	82	160	2.0
1983-84	Bill Laimbeer	82	84	1.0
1984-85	Terry Tyler	82	90	1.1
1985-86	Bill Laimbeer	82	65	0.8
1986-87	John Salley	82	125	1.5
1987-88	John Salley	82	137	1.7
1988-89	Bill Laimbeer	81	100	1.2
1989-90	John Salley	82	153	1.9
1990-91	John Salley	74	112	1.5
1991-92	John Salley	72	110	1.5

YEAR	PLAYER	G	TO	AVG
1993-94	Isiah Thomas	58	202	3.5
1994-95	Joe Dumars	67	219	3.3
1995-96	Grant Hill	80	263	3.3
1996-97	Grant Hill	80	259	3.2
1997-98	Grant Hill	81	285	3.5
1998-99	Grant Hill	50	184	3.7
1999-00	Jerry Stackhouse	82	311	3.8
2000-01	Jerry Stackhouse	80	326	4.1
2001-02	Jerry Stackhouse	76	266	3.5
2002-03	Richard Hamilton	82	200	2.4
2003-04	Richard Hamilton	78	210	2.7
2004-05	Richard Hamilton	76	217	2.9
2005-06	Richard Hamilton	80	173	2.2
2006-07	Richard Hamilton	75	159	2.1
2007-08	Chauncey Billups	78	160	2.1

YEAR	PLAYER	G	BLK	AVG
1992-93	Terry Mills	81	50	0.6
1993-94	Greg Anderson	77	68	0.9
1994-95	Oliver Miller	64	116	1.8
1995-96	Theo Ratliff	75	116	1.5
1996-97	Theo Ratliff	76	111	1.5
1997-98	Brian Williams	78	55	0.7
tie	Theo Ratliff	24	55	2.3
tie	Don Reid	68	55	0.8
1998-99	Don Reid	47	43	0.9
1999-00	Christian Laettner	82	45	0.6
2000-01	Ben Wallace	80	186	2.3
2001-02	Ben Wallace	80	278	3.5
2002-03	Ben Wallace	73	230	3.2
2003-04	Ben Wallace	81	246	3.0
2004-05	Ben Wallace	74	176	2.4
2005-06	Ben Wallace	82	181	2.2
2006-07	Rasheed Wallace	75	118	1.6
2007-08	Rasheed Wallace	77	129	1.7



PISTONS HONOR ROLL PERFORMANCES

40 or More Points

- 57 Jerry Stackhouse, Chicago, 4-3-01
- 56 Kelly Tripucka, Chicago, 1-29-83
- 54 Dave Bing, Chicago, 2-21-71
- 52 George Yardley, Syracuse, 2-4-58
- 51 George Yardley, Minneapolis, 3-6-58
- 51 Richard Hamilton, New York, 12-27-06
- 49 Dave Bing, Phoenix, 3-9-71
- 49 Kelly Tripucka, Golden State, 3-12-82
- 48 George Yardley, St. Louis, 12-26-57
- 48 George Yardley, Syracuse, 2-18-58
- 48 Bob Lanier, Portland, 11-28-72
- 47 Dave Bing, Baltimore, 3-8-67
- 47 Isiah Thomas, Denver, 12-13-83
- 46 Isiah Thomas, San Antonio, 2-8-83
- 46 Grant Hill, Washington, 2-8-99\*
- 46 Jerry Stackhouse, L.A. Lakers, 3-15-01
- 46 Jerry Stackhouse, Houston, 1-4-01\*
- 45 Gene Shue, Boston, 11-9-58
- 45 Dave Bing, L.A. Lakers, 3-17-68
- 45 Bob Lanier, Buffalo, 2-15-74
- 45 Bob Lanier, Buffalo, 11-10-74
- 45 Kelly Tripucka, Philadelphia, 11-14-84
- 45 Adrian Dantley, Chicago, 11-21-87
- 45 Joe Dumars, Golden State, 3-12-92
- 44 George Yardley, Minneapolis, 1-23-58
- 44 George Yardley, St. Louis, 2-25-58
- 44 Dave Bing, Baltimore, 12-6-70
- 44 Bob Lanier, Portland, 10-19-71
- 44 Jimmy Walker, Portland, 12-7-71
- 44 Kelly Tripucka, Cleveland, 1-14-84
- 44 Isiah Thomas, Utah, 11-15-91
- 44 Joe Dumars, New Jersey, 3-9-94
- 44 Jerry Stackhouse, Toronto, 10-31-00
- 44 Richard Hamilton, Cleveland, 11-28-03
- 43 George Yardley, Minneapolis, 2-19-58
- 43 Bailey Howell, L.A. Lakers, 11-25-60
- 43 Don Ohl, L.A. Lakers, 1-23-63
- 43 Dave Bing, New York, 12-13-67
- 43 Bob Lanier, Atlanta, 1-11-75
- 43 Joe Dumars, New York, 2-26-93
- 43 Isiah Thomas, Boston, 4-9-93
- 43 Joe Dumars, Washington, 2-7-95
- 42 Bailey Howell, Philadelphia, 2-26-64
- 42 Dave Bing, Baltimore, 11-3-67
- 42 Dave Bing, Milwaukee, 3-6-70
- 42 Bob Lanier, L.A. Lakers, 1-11-72

- 42 Bob Lanier, New York, 2-1-72
- 42 Bob Lanier, Phoenix, 3-7-72
- 42 Bob Lanier, Houston, 11-4-72
- 42 Dave Bing, Philadelphia, 2-16-73
- 42 Bob Lanier, Houston, 2-35-73
- 42 Isiah Thomas, L.A. Lakers, 2-21-88
- 42 Joe Dumars, Cleveland, 4-18-89
- 42 Joe Dumars, Milwaukee, 4-9-91
- 42 Joe Dumars, Atlanta, 4-19-91
- 42 Joe Dumars, New Jersey, 2-5-94
- 42 Joe Dumars, Milwaukee, 3-5-94
- 42 Grant Hill, Orlando, 1-3-00
- 42 Grant Hill, Atlanta, 1-5-00
- 41 Dave DeBusschere, Philadelphia, 1-12-66
- 41 George Yardley, Minneapolis, 2-27-58
- 41 Dave Bing, Baltimore, 1-31-68
- 41 Bob Lanier, Portland, 11-14-73
- 41 Bob Lanier, Cleveland, 10-31-74
- 41 Bob Lanier, L.A. Lakers, 10-29-75
- 41 Bob Lanier, New Orleans, 2-11-78
- 41 John Long, Washington, 12-29-81
- 41 John Long, Denver, 12-13-83
- 41 Kelly Tripucka, Chicago, 2-24-86
- 41 Adrian Dantley, Boston, 11-14-86
- 41 Terry Mills, Boston, 3-1-93
- 41 Joe Dumars, Portland, 11-8-95
- 41 Joe Dumars, Orlando, 4-5-95
- 41 Grant Hill, Miami, 11-2-99
- 41 Jerry Stackhouse, Seattle, 12-6-00
- 41 Jerry Stackhouse, Portland, 1-14-01
- 40 Dave Bing, L.A. Lakers, 2-4-70
- 40 Dave Bing, Buffalo, 2-26-71
- 40 Bob Lanier, Atlanta, 1-30-73
- 40 Bob Lanier, Milwaukee, 11-13-74
- 40 Bob Lanier, Boston, 11-20-76
- 40 Bob Lanier, Denver, 2-4-77
- 40 John Long, San Antonio, 2-3-81
- 40 Isiah Thomas, Cleveland, 2-26-84
- 40 Isiah Thomas, Utah, 3-3-93
- 40 Joe Dumars, Dallas, 2-19-94
- 40 Joe Dumars, Minnesota, 11-8-94
- 40 Grant Hill, Minnesota, 1-8-00
- 40 Jerry Stackhouse, Denver, 3-8-00
- 40 Jerry Stackhouse, Boston, 2-3-01
- 40 Jerry Stackhouse, Minnesota, 1-23-02
- 40 Richard Hamilton, 12-2-05
- \* - Palace-high

25 or More Rebounds

- 34 Dennis Rodman, Indiana, 3-4-92\*
- 33 Bob Lanier, Seattle, 12-22-72
- 32 Dennis Rodman, Charlotte, 1-28-92
- 31 Dennis Rodman, Sacramento, 3-14-92
- 31 Happy Hairston, San Diego, 2-8-69
- 28 Otto Moore, New York, 3-17-70
- 28 Ben Wallace, Toronto, 4-17-01
- 28 Ben Wallace, Boston, 3-24-02
- 27 George Yardley, Minneapolis, 2-27-58
- 27 Dennis Rodman, Minnesota, 1-23-92
- 27 Dennis Rodman, Orlando, 2-18-92
- 27 Dennis Rodman, Charlotte, 12-23-92
- 26 Bob Lanier, Phoenix, 12-6-72
- 26 Bob Lanier, New York, 12-29-72
- 26 Bob Lanier, Milwaukee, 11-15-75

- 26 Dennis Rodman, Cleveland, 2-6-92
- 26 Dennis Rodman, San Antonio, 1-11-93
- 25 Bill Hewitt, Chicago, 2-19-71
- 25 Bob Lanier, Portland, 1-7-73
- 25 Earl Williams, Boston, 1-23-76
- 25 Dennis Rodman, Miami, 1-31-92
- 25 Dennis Rodman, New Jersey, 2-19-92
- 25 Dennis Rodman, Philadelphia, 3-18-92
- 25 Dennis Rodman, Boston, 3-20-92
- 25 Dennis Rodman, Philadelphia, 2-23-93
- 25 Dennis Rodman, Milwaukee, 3-7-93
- 25 Dennis Rodman, Charlotte, 3-26-93
- 25 Olden Polynice, Atlanta, 12-8-93
- \* - Palace-high

PISTONS HONOR ROLL PERFORMANCES

20 or More Field Goals

- 22 Dave Bing, Chicago, 2-21-71
- 21 Jerry Stackhouse, Chicago, 4-3-01
- 20 Bob Lanier, Buffalo, 11-10-74

20 or More Assists

- 25 Kevin Porter, Boston, 3-9-79
- 25 Kevin Porter, Phoenix, 4-1-79
- 25 Isiah Thomas, Dallas, 2-13-85
- 25 Isiah Thomas, Washington, 2-7-85
- 23 Kevin Porter, Houston, 12-27-78
- 23 Kevin Porter, L.A. Lakers, 3-30-79
- 22 Kevin Porter, San Antonio, 12-23-78
- 22 Kevin Porter, Chicago, 2-27-79
- 21 Kevin Porter, Houston, 2-6-79
- 21 Isiah Thomas, Kansas City, 12-22-84

15 or More Free Throws

- 20 George Yardley, St. Louis, 12-26-57 (24 attempts)
- 20 Walter Dukes, L.A. Lakers, 1-19-61 (24)
- 20 Kelly Tripucka, Chicago, 1-29-83 (22)
- 20 Richard Hamilton, Charlotte, 11-21-04 (20)
- 19 Adrian Dantley, Chicago, 11-21-87 (22)
- 18 Joe Dumars, Philadelphia, 3-2-90 (19)
- 18 Adrian Dantley, Chicago, 11-7-86 (20)
- 18 Adrian Dantley, Washington, 12-2-88 (19)
- 18 Grant Hill, Washington, 2-8-99 (22)
- 18 Jerry Stackhouse, Boston, 12-26-00 (20)
- 18 Chauncey Billups, Washington, 11-25-06 (19)
- 17 George Yardley, Cincinnati, 11-3-57 (24)
- 17 George Yardley, Boston, 1-15-58 (19)
- 17 Dave Bing, Baltimore, 11-23-68 (22)
- 17 Dave Bing, San Francisco, 1-27-71 (21)
- 17 Dave Bing, Portland, 1-15-73 (22)
- 17 Kelly Tripucka, Philadelphia, 11-14-84 (18)
- 17 Adrian Dantley, Washington, 1-13-89 (21)
- 17 Joe Dumars, Sacramento, 3-16-92 (18)
- 17 Jerry Stackhouse, New Jersey, 1-20-00 (18)
- 17 Grant Hill, Minnesota, 4-10-00 (18)
- 16 George Yardley, Syracuse, 2-4-58 (16)
- 16 George Yardley, Syracuse, 2-18-58 (19)
- 16 Jimmy Walker, Cincinnati, 12-16-71 (20)
- 16 Bob Lanier, New Jersey, 10-13-78 (24)
- 16 Isiah Thomas, Chicago, 10-26-85 (20)
- 16 Isiah Thomas, Atlanta, 2-28-86 (16)
- 16 Grant Hill, LA Clippers, 3-16-95 (18)

- 21 Isiah Thomas, Washington, 4-12-85
- 20 Kevin Porter, Boston, 11-20-76
- 20 Kevin Porter, L.A. Lakers, 11-15-76
- 20 Kevin Porter, Indiana, 3-17-76
- 20 Isiah Thomas, Atlanta, 2-28-84
- 20 Isiah Thomas, L.A. Lakers, 1-13-85
- 20 Isiah Thomas, Atlanta, 1-22-85
- 20 Isiah Thomas, L.A. Clippers, 3-11-85
- 20 Isiah Thomas, Milwaukee, 4-4-85
- 20 Isiah Thomas, Milwaukee, 4-4-85

- 16 Joe Dumars, Portland, 11-8-95 (18)
- 16 Lindsey Hunter, New Jersey, 11-15-97, (18)
- 16 Grant Hill, Cleveland, 3-4-99 (19)
- 16 Jerry Stackhouse, Chicago, 1-18-01 (16)
- 15 George Yardley, Minnesota, 11-15-57 (16)
- 15 Harry Gallatin, Boston, 12-3-57 (17)
- 15 George Yardley, Minnesota, 12-25-57 (20)
- 15 Isiah Thomas, San Antonio, 3-25-83 (18)
- 15 Dave Bing, Baltimore, 10-16-68 (15)
- 15 Jimmy Walker, New York, 3-5-69 (16)
- 15 Dave Bing, San Francisco, 3-14-69 (21)
- 15 Dave Bing, Cincinnati, 11-3-70 (18)
- 15 Dave Bing, Phoenix, 3-9-71 (18)
- 15 Jimmy Walker, Buffalo, 11-20-71 (19)
- 15 Dave Bing, Cincinnati, 2-5-72 (16)
- 15 Bob Lanier, Washington, 12-11-74 (16)
- 15 Jon Shumate, Chicago, 12-23-77 (18)
- 15 Isiah Thomas, Cleveland, 1-31-84 (18)
- 15 Adrian Dantley, Boston, 11-11-88 (16)
- 15 Joe Dumars, New Jersey, 2-5-94 (16)
- 15 Grant Hill, New York, 2-21-96 (19)
- 15 Grant Hill, Toronto, 3-5-96 (17)
- 15 Grant Hill, New York, 11-2-97, (18)
- 15 Jerry Stackhouse, Milwaukee, 3-26-99 (16)
- 15 Jerry Stackhouse, Seattle, 12-6-00 (16)
- 15 Jerry Stackhouse, Philadelphia, 4-5-02 (16)
- 15 Chauncey Billups, Orlando, 1-3-06 (17)
- 15 Chauncey Billups, Phoenix, 3-24-08 (16)



SINGLE SEASON

Most Points	9,889	1967-68
Most Field Goals	3,847	1979-80
Most Field Goals Attempted	8,106	1971-72
Most Free Throws	2,040	1970-71
Most Free Throws Attempted	2,720	1994-95
Most Three-Point Field Goals	528	1996-97
Most Three-Point FG Attempted	1,430	1996-97

Most Rebounds	4,377	1971-72
Most Offensive Rebounds	1,319	1979-80
Most Defensive Rebounds	2,917	1973-74
Most Assists	2,407	1978-79
Most Steals	902	1977-78
Most Turnovers	1,828	1976-77
Most Blocked Shots	585	1980-81

SINGLE GAME OR PORTION

Most Points

Game	184	at Denver	December 13, 1983
Half (1 <sup>st</sup> )	86	at Syracuse	February 21, 1961
Half (2 <sup>nd</sup> )	91	at Boston (at Providence)	February 10, 1960
		at Syracuse	January 13, 1963
Quarter (1 <sup>st</sup> )	48	at St. Louis	December 6, 1960
Quarter (2 <sup>nd</sup> )	52	at Baltimore	December 18, 1965
Quarter (2 <sup>nd</sup> )	50	vs. Syracuse	February 8, 1963
Quarter (4 <sup>th</sup> )	51	at L.A. Lakers	March 31, 1962

Most Field Goals

Game	68	at Denver	December 13, 1983
Half	40	vs. Syracuse	January 13, 1963
Quarter	23	at St. Louis	December 6, 1960

Most Field Goals Attempted

Game	149	at Boston	January 27, 1961
Half	70	vs. Syracuse	January 24, 1962
Quarter	37	at Boston	February 5, 1984

Best Field Goal Percentage

Game	.699	at Chicago	January 22, 1980
------	------	------------	------------------

Most Free Throws

Game	48	at New York (3OT)	December 27, 2006
Half	26	at Philadelphia	January 5, 1969
		at Buffalo (2 <sup>nd</sup> )	November 26, 1976
Quarter	20	at Denver (3 <sup>rd</sup> )	January 27, 1981
		at Sacramento (4 <sup>th</sup> )	December 17, 1985

Most Free Throws Attempted

Game	64	at L.A. Lakers	November 23, 1967
Half	37	vs. Philadelphia (2 <sup>nd</sup> )	November 24, 1976
Quarter	25	at Sacramento (4 <sup>th</sup> )	December 17, 1985

Most Three-Point Field Goals

Game	14	vs. Orlando	December 9, 1992
		at Seattle	March 18, 1995
		vs. Chicago	January 21, 1996
		at Houston	January 27, 1996
		at Houston	December 12, 1996
Half	9	vs. Miami (2 <sup>nd</sup> )	March 4, 1997
Quarter	7	at Charlotte (4 <sup>th</sup> )	April 23, 1994
		vs. Golden State (3 <sup>rd</sup> )	November 27, 1994

Most Three-Point Field Goals Attempted

Game	34	at Golden State	November 14, 2007
		at Boston	January 5, 2004
Half	21	at Golden State (2 <sup>nd</sup> )	November 14, 2007
Quarter	11	at Golden State (3 <sup>rd</sup> )	November 14, 2007
		at Houston (4 <sup>th</sup> )	January 27, 1996

Most Rebounds

Game	109	at Boston	December 24, 1960
Half	55	vs. New York	December 12, 1962
Quarter	31	vs. New York	December 12, 1962

Most Offensive Rebounds

Game	33	vs. Chicago	November 10, 1978
Half	18	vs. Atlanta (2 <sup>nd</sup> - 2OT)	October 18, 1980
Quarter	12	vs. Philadelphia (1 <sup>st</sup> )	December 19, 1975

Most Defensive Rebounds

Game	54	vs. Boston	November 8, 1975
Half	28	vs. Boston (1 <sup>st</sup> )	November 8, 1975
Quarter	16	vs. Boston (2 <sup>nd</sup> )	November 8, 1975

Most Assists

Game	53	at Milwaukee	December 26, 1978
Half	30	at Milwaukee	December 26, 1978
Quarter	19	at Milwaukee	December 26, 1978

Most Steals

Game	24	at Philadelphia	November 11, 1978
Half	13	at Philadelphia	November 11, 1978
Quarter	9	at Phoenix (3 <sup>rd</sup> )	January 13, 1978

Most Turnovers

Game	41	at New Jersey	November 16, 1980
Half	25	vs. San Antonio (2 <sup>nd</sup> )	October 16, 1980
Quarter	17	vs. San Antonio (4 <sup>th</sup> )	October 16, 1980

Most Blocked Shots

Game	19	at L.A. Lakers	October 26, 1973
Half	10	at L.A. Lakers (1 <sup>st</sup> )	October 26, 1973
		at Atlanta (1 <sup>st</sup> )	March 21, 1980
		vs. Milwaukee (2 <sup>nd</sup> )	November 12, 1980
Quarter	8	vs. Golden State (4 <sup>th</sup> )	December 17, 1975

SINGLE GAME OR PORTION

Most Points

Game	73	David Thompson, vs. Denver	April 9, 1978
Half (1 <sup>st</sup> )	53	David Thompson, vs. Denver	April 9, 1978
Half (2 <sup>nd</sup> )	37	Michael Jordan, vs. Chicago	March 4, 1987
Quarter (1 <sup>st</sup> )	32	David Thompson, vs. Denver	April 9, 1978
Quarter (2 <sup>nd</sup> )	24	Vince Carter, at New Jersey	February 5, 2005
Quarter (3 <sup>rd</sup> )	20	Hal Greer, at Philadelphia	October 21, 1967
Quarter (4 <sup>th</sup> )	26	Michael Jordan, vs. Chicago	March 4, 1987

Most Field Goals

Game	28	David Thompson, vs. Denver	April 9, 1978
Half	20	David Thompson, vs. Denver (1 <sup>st</sup> )	April 9, 1978
Quarter	13	David Thompson, vs. Denver (1 <sup>st</sup> )	April 9, 1978

Most Field Goals Attempted

Game	50	Wilt Chamberlain, vs. San Francisco (OT)	February 11, 1964
Half	29	Wilt Chamberlain, vs. San Francisco (OT)	February 11, 1964
Quarter	18	Wilt Chamberlain, at Philadelphia	March 3, 1960

Most Free Throws

Game	23	Nate Archibald, at Cincinnati (OT)	February 5, 1972
Half	15	Bernard King, at Washington (2 <sup>nd</sup> )	December 2, 1988
		Kenny Anderson, at New Jersey (2 <sup>nd</sup> ) (OT)	April 15, 1994
Quarter	12	Calvin Natt, vs. Portland (4 <sup>th</sup> )	February 23, 1980
	12	Mike James, at Toronto (4 <sup>th</sup> )	April 14, 2006

Most Free Throws Attempted

Game	26	Earl Monroe, at Baltimore	February 24, 1968
Half	17	Wilt Chamberlain, vs. Philadelphia at Olympia	January 23, 1960
		Wilt Chamberlain, vs. Philadelphia (at Olympia)	December 3, 1960
		Wilt Chamberlain, Philadelphia (2 <sup>nd</sup> ) (OT)	November 11, 1960
		Michael Jordan, at Chicago (2 <sup>nd</sup> ) (OT)	April 7, 1984
		Kenny Anderson, at New Jersey (2 <sup>nd</sup> ) (OT)	April 15, 1994
Quarter	12	Earvin Johnson, L.A. Lakers (4 <sup>th</sup> )	March 4, 1984
		Mike James, at Toronto (4 <sup>th</sup> )	April 14, 2006

Most Three-Point Field Goals

Game	8	Dennis Scott, vs. Orlando	December 9, 1992
Half	6	Trajan Langdon, at Cleveland (2 <sup>nd</sup> )	November 21, 2000
Quarter	5	Eldridge Recasner, at Houston (4 <sup>th</sup> )	January 27, 1996

Most Three-Point Field Goals Attempted

Game	15	Nick Anderson, at Sacramento	March 24, 2000
Half	9	Nick Anderson, at Sacramento (1 <sup>st</sup> )	March 24, 2000
Quarter	7	Ray Allen, at Seattle (4 <sup>th</sup> )	March 13, 2007



SINGLE GAME OR PORTION

Most Total Rebounds

Game	49	Bill Russell, vs. Boston (at Providence)	March 11, 1965
Half	23	Bill Russell, vs. Boston (1 <sup>st</sup> )	January 2, 1965
Quarter	15	Wilt Chamberlain, vs. San Francisco (4 <sup>th</sup> )	February 12, 1963

Most Offensive Rebounds

Game	15	Mark Lansberger, vs. Chicago	November 10, 1978
Half	8	George McGinnis, at Philadelphia (1 <sup>st</sup> )	October 19, 1977
	8	Zydrunas Ilgauskas, vs. Cleveland (2 <sup>nd</sup> )	April 17, 2005
Quarter	7	Sidney Wicks, vs. Portland (1 <sup>st</sup> )	December 8, 1973

Most Defensive Rebounds

Game	29	Kareem Abdul-Jabbar, at L.A. Lakers	December 14, 1975
Half	14	Buck Williams, at New Jersey (1 <sup>st</sup> )	January 21, 1984
Quarter	8	Buck Williams, at New Jersey (1 <sup>st</sup> )	January 21, 1984
	8	Jamie Feick, at New Jersey (1 <sup>st</sup> )	January 20, 2000

Most Assists

Game	24	Kevin Porter, at Washington	March 20, 1980
Half	13	Kevin Porter, at Washington (2 <sup>nd</sup> )	March 20, 1980
Quarter	11	John McCarthy, at St. Louis (1 <sup>st</sup> )	March 8, 1960

Most Personal Fouls

Quarter	6	Paul Mokeski, vs. Milwaukee (4 <sup>th</sup> )	December 2, 1987
		Michael Jordan, at Chicago (4 <sup>th</sup> )	January 31, 1989
		Detlef Schrempf, Indiana (4 <sup>th</sup> )	March 4, 1990

Most Steals

Game	9	Larry Steele, at Portland	March 14, 1976
Half	7	Alvin Robertson, at San Antonio (1 <sup>st</sup> )	March 25, 1988
Quarter	7	Alvin Robertson, at San Antonio (1 <sup>st</sup> )	March 25, 1988

Most Turnovers

Game	11	Kobe Bryant, vs. L.A. Lakers	January 31, 2008
		Orlando Woolridge, vs. Chicago	November 3, 1982

Most Blocked Shots

Game	11	Kareem Abdul-Jabbar, vs. L.A. Lakers	December 3, 1975
		Elvin Hayes, vs. Washington	March 3, 1978
Half	7	George Johnson, vs. Golden State (2 <sup>nd</sup> )	December 17, 1975
		Elvin Hayes, vs. Washington (1 <sup>st</sup> )	March 3, 1978
Quarter	7	George Johnson, vs. Golden State (4 <sup>th</sup> )	December 17, 1975

SINGLE GAME OR PORTION

(Category identifies Pistons team records for home games played since the team's relocation from Fort Wayne in 1957)

Most Points

Game	160	vs. Boston	March 9, 1979
Half	87	vs. Cincinnati (2 <sup>nd</sup> )	January 7, 1972
Quarter	53	vs. Cincinnati (4 <sup>th</sup> )	January 7, 1972

Most Field Goals

Game	69	vs. Boston	March 9, 1979
Half	37	vs. Boston (1 <sup>st</sup> )	March 9, 1979
Quarter	22	vs. Chicago (4 <sup>th</sup> )	March 23, 1969

Most Field Goals Attempted

Game	142	vs. Boston (20T)	November 17, 1959
Half	65	vs. Boston (1 <sup>st</sup> )	November 17, 1959
Quarter	45	vs. L.A. Lakers (4 <sup>th</sup> )	November 28, 1965

Most Free Throws

Game	48	vs. Chicago	November 7, 1986
Half	34	vs. New Jersey (2 <sup>nd</sup> )	February 29, 1980
Quarter	21	vs. Philadelphia	December 14, 1960
	21	vs. Cincinnati (4 <sup>th</sup> )	January 7, 1972

Most Free Throws Attempted

Game	57	vs. New Jersey	February 29, 1980
Half	45	vs. Baltimore (2 <sup>nd</sup> )	January 15, 1966
Quarter	25	vs. Cincinnati (4 <sup>th</sup> )	January 7, 1972

Most Three-Point Field Goals

Game	15	vs. Milwaukee	April 17, 2002
Half	9	vs. New York (2 <sup>nd</sup> )	February 26, 1993
		vs. Minnesota (1 <sup>st</sup> )	November 8, 1994
		vs. Charlotte (2 <sup>nd</sup> )	November 28, 2001
Quarter	6	vs. New York (3 <sup>rd</sup> )	February 26, 1993
		vs. Phoenix (4 <sup>th</sup> )	March 13, 1996

Most Three-Point Field Goals Attempted

Game	32	vs. Seattle	December 5, 2001
Half	16	vs. Seattle (2 <sup>nd</sup> )	March 16, 1997
Quarter	10	vs. Miami (4 <sup>th</sup> )	March 4, 1997

Most Rebounds

Game	105	vs. St. Louis	January 7, 1958
	105	vs. St. Louis	December 7, 1960
Half	52	vs. Seattle (2 <sup>nd</sup> )	January 19, 1968
Quarter	38	vs. St. Louis (2 <sup>nd</sup> )	December 7, 1960

Most Offensive Rebounds

Game	34	vs. L.A. Lakers	December 12, 1973
Half	19	vs. L.A. Lakers (1 <sup>st</sup> )	December 12, 1973
		vs. Phoenix (2 <sup>nd</sup> )	January 2, 2004
Quarter	12	vs. Golden State (2 <sup>nd</sup> )	February 10, 1984



# RECORDS • PISTONS HOME TEAM RECORDS

## SINGLE GAME OR PORTION

(Category identifies Pistons team records for home games played since the team's relocation from Fort Wayne in 1957)

### Most Defensive Rebounds

Game	48	vs. Cleveland	October 30, 1984
		vs. Phoenix (3OT)	December 3, 1997
Half	27	vs. Kansas City (1 <sup>st</sup> )	November 6, 1974
Quarter	17	vs. Cleveland (3 <sup>rd</sup> )	November 19, 1999

### Most Assists

Game	45	vs. New York	November 28, 1962
Half	26	vs. Chicago	November 3, 1982
Quarter	16	vs. Boston (1 <sup>st</sup> )	April 13, 1983
	16	vs. Milwaukee (1 <sup>st</sup> )	November 28, 1996
	16	vs. Chicago (1 <sup>st</sup> )	April 1, 1999

### Most Personal Fouls

Game	43	vs. New Jersey	February 29, 1980
Half	23	vs. St. Louis (1 <sup>st</sup> )	January 1, 1962
	23	vs. New Jersey (2 <sup>nd</sup> )	February 29, 1980
Quarter	16	vs. New Jersey (4 <sup>th</sup> )	February 23, 1985
	16	vs. New Jersey (4 <sup>th</sup> )	February 23, 1985

### Most Disqualifications

Game	4	vs. Buffalo	November 10, 1974
	4	vs. New Jersey	February 29, 1980

### Most Steals

Game	20	vs. Phoenix	February 1, 1978
Half	14	vs. Phoenix (2 <sup>nd</sup> )	February 1, 1978
Quarter	8	vs. New Orleans	January 10, 1978
	8	vs. Washington (3 <sup>rd</sup> )	February 20, 1976
	8	vs. Phoenix (4 <sup>th</sup> )	February 1, 1978

### Most Turnovers

Game	38	vs. Atlanta (2OT)	October 18, 1980
Half	21	vs. Atlanta (2 <sup>nd</sup> )	October 18, 1980
Quarter	12	vs. Seattle (1 <sup>st</sup> )	March 13, 1981

### Most Blocked Shots

Game	21	vs. Atlanta (2OT)	October 18, 1980
Half	15	vs. Washington (2 <sup>nd</sup> )	November 19, 1981
Quarter	10	vs. Washington (4 <sup>th</sup> )	November 19, 1981
		vs. Milwaukee (3 <sup>rd</sup> )	February 18, 2004

### Most Consecutive Points

Game	18	vs. Cleveland	December 7, 1978
	18	vs. Indiana	December 3, 1983

### Most Consecutive Free Throws

Game	26	vs. Kansas City	March 23, 1976
Half	16	vs. Indiana (1 <sup>st</sup> )	March 11, 1998

# PISTONS INDIVIDUAL HOME RECORDS • RECORDS

## SINGLE GAME OR PORTION

(Category identifies Detroit individual records for home games since the relocation from Fort Wayne in 1957)

### Most Points

Game	56	Kelly Tripucka, vs. Chicago	January 29, 1983
Half	37	Dave Bing, vs. Boston (2 <sup>nd</sup> )	April 1, 1968
Quarter	24	Isiah Thomas, vs. Atlanta (4 <sup>th</sup> )	March 12, 1983
		Isiah Thomas, vs. Cleveland (3 <sup>rd</sup> )	February 26, 1984

### Most Field Goals

Game	22	Dave Bing, vs. Chicago	February 21, 1971
Half	13	Kelly Tripucka, vs. Golden State (1 <sup>st</sup> )	March 12, 1982
Quarter	11	Isiah Thomas, vs. Cleveland (3 <sup>rd</sup> )	February 26, 1984

### Most Field Goals Attempted

Game	41	Bob Lanier, vs. Milwaukee	December 25, 1971
Half	20	Kelly Tripucka, vs. Golden State (1 <sup>st</sup> )	March 12, 1982
Quarter	13	Isiah Thomas, vs. Atlanta (4 <sup>th</sup> )	March 12, 1983

### Most Free Throws

Game	20	Kelly Tripucka, vs. Chicago	January 29, 1983
		Richard Hamilton, vs. Charlotte	November 21, 2004
Half	17	Adrian Dantley, vs. Sacramento (2 <sup>nd</sup> )	December 10, 1986
Quarter	14	Adrian Dantley, vs. Sacramento (4 <sup>th</sup> )	December 10, 1986

### Most Free Throws Attempted

Game	24	Bob Lanier, vs. New Jersey	October 13, 1978
Half	18	Bob Lanier, vs. New Jersey (2 <sup>nd</sup> )	October 13, 1978
Quarter	15	George Yardley, vs. Minneapolis (at Olympia) (3 <sup>rd</sup> )	December 25, 1957
		Adrian Dantley, vs. Sacramento (4 <sup>th</sup> )	December 10, 1986

### Most Three-Point Field Goals

Game	10	Joe Dumars, vs. Minnesota	November 8, 1994
Half	6	Allan Houston, vs. Denver (2 <sup>nd</sup> )	March 10, 1995
Quarter	6	Allan Houston, vs. Denver (4 <sup>th</sup> )	March 10, 1995

### Most Three-Point Field Goals Attempted

Game	18	Joe Dumars, vs. Minnesota	November 8, 1994
Half	12	Allan Houston, vs. Denver (2 <sup>nd</sup> )	March 10, 1995
Quarter	8	Allan Houston, vs. Denver (4 <sup>th</sup> )	March 10, 1995

### Most Rebounds

Game	34	Dennis Rodman, vs. Indiana (OT)	March 4, 1992
Half	21	Dennis Rodman, vs. Indiana (2 <sup>nd</sup> )	March 4, 1992
Quarter	14	Ray Scott, vs. Philadelphia (1 <sup>st</sup> )	December 20, 1961

### Most Offensive Rebounds

Game	18	Dennis Rodman, vs. Indiana (OT)	March 4, 1992
Half	11	Dennis Rodman, vs. Indiana (2 <sup>nd</sup> )	March 4, 1992
Quarter	6	Willie Norwood, vs. L.A. (2 <sup>nd</sup> )	December 12, 1973
		Lindsey Hairston, vs. Golden State (4 <sup>th</sup> )	December 17, 1975
		Dennis Rodman, vs. Indiana (4 <sup>th</sup> )	March 4, 1992
		Jerome Williams, vs. Dallas (4 <sup>th</sup> )	March 2, 1998
		Mehmet Okur, vs. Milwaukee (2 <sup>nd</sup> )	November 7, 2003



SINGLE GAME OR PORTION

(Category identifies Detroit individual records for home games since the relocation from Fort Wayne in 1957)

Most Defensive Rebounds

Game	18	Bob Lanier, vs. Milwaukee	November 13, 1974
		Phil Hubbard, vs. Cleveland	February 27, 1981
		Bill Laimbeer, vs. Chicago	April 6, 1989
		Bill Laimbeer, vs. Phoenix	January 26, 1990
Half	13	Dennis Rodman, vs. Philadelphia	February 23, 1993
Quarter	9	Bob Lanier, vs. Milwaukee (1 <sup>st</sup> )	November 15, 1975
		Bill Laimbeer, vs. Chicago (3 <sup>rd</sup> )	April 6, 1989
		Bill Laimbeer, vs. Phoenix (1 <sup>st</sup> )	January 26, 1990
		Ben Wallace, vs. Boston (3 <sup>rd</sup> )	March 24, 2002
		Ben Wallace, vs. Golden State (3 <sup>rd</sup> )	March 29, 2002
		Ben Wallace, vs. Miami (3 <sup>rd</sup> )	February 17, 2003

Most Assists

Game	25	Kevin Porter, vs. Boston	March 9, 1979
		Isiah Thomas, vs. Dallas	February 13, 1985
Half	16	Isiah Thomas, vs. Dallas (1 <sup>st</sup> )	February 13, 1985
Quarter	11	Isiah Thomas, vs. Golden State (1 <sup>st</sup> )	January 24, 1985
		Isiah Thomas, vs. Cleveland (1 <sup>st</sup> )	November 24, 1989

Most Personal Fouls

Quarter	6	Roger Brown, vs. Golden State (4 <sup>th</sup> )	March 25, 1977
		Paul Mokeski, vs. Chicago (4 <sup>th</sup> )	January 22, 1981
		Joe Dumars, vs. Atlanta	February 28, 1986

Most Steals

Game	9	Ron Lee, vs. Houston	March 16, 1980
Half	6	Chris Ford, vs. Golden State (2 <sup>nd</sup> )	March 25, 1977
		Isiah Thomas, vs. Washington (1 <sup>st</sup> )	November 25, 1983
Quarter	5	Chris Ford, vs. Golden State (4 <sup>th</sup> )	December 17, 1975
		Ron Lee, vs. Washington (3 <sup>rd</sup> )	November 19, 1981
		John Long, vs. Indiana (1 <sup>st</sup> )	December 3, 1983

Most Turnovers

Game	11	Isiah Thomas, vs. Indiana	April 10, 1985
Half	8	Isiah Thomas, vs. Indiana (2 <sup>nd</sup> )	April 10, 1985

Most Blocked Shots

Game	10	Edgar Jones, vs. Indiana	December 17, 1981
		Ben Wallace, vs. Miami	November 20, 2002
Half	7	Edgar Jones, vs. Indiana (2 <sup>nd</sup> )	December 17, 1981
		Terry Tyler, vs. Chicago (1 <sup>st</sup> )	November 3, 1982
		Ben Wallace, vs. New Jersey (1 <sup>st</sup> )	February 1, 2003
Quarter	6	Ben Wallace, vs. Miami (1 <sup>st</sup> )	November 20, 2002

Most Consecutive Field Goals

Game	13	Isiah Thomas, vs. Cleveland	February 26, 1984
Half	13	Isiah Thomas, vs. Cleveland (2 <sup>nd</sup> )	February 26, 1984
Quarter	10	Don Ohl, vs. St. Louis (3 <sup>rd</sup> )	February 18, 1962
		Joe Dumars, vs. Golden State (2 <sup>nd</sup> )	January 19, 1990

SINGLE GAME OR PORTION

(Category identifies records for games played in Detroit's home arenas since the team's relocation from Fort Wayne in 1957)

Most Points

Game	162	Syracuse, vs. Pistons	February 8, 1963
Half	87	Syracuse, vs. Pistons (2 <sup>nd</sup> )	February 8, 1963
		Pistons, vs. Cincinnati (2 <sup>nd</sup> )	January 7, 1972
Quarter	53	Pistons, vs. Cincinnati (4 <sup>th</sup> )	January 7, 1972

Most Field Goals

Game	69	Pistons, vs. Boston	March 9, 1979
Half	37	Pistons, vs. Boston (1 <sup>st</sup> )	March 9, 1979
Quarter	22	Pistons, vs. Chicago (4 <sup>th</sup> )	March 23, 1969

Most Field Goals Attempted

Game	142	Pistons, vs. Boston (at U-D) (20T)	November 17, 1959
Half	77	New York, vs. Pistons (2 <sup>nd</sup> )	January 22, 1958
Quarter	45	Pistons, vs. L.A. Lakers (4 <sup>th</sup> )	November 28, 1965

Most Free Throws

Game	50	Minneapolis, vs. Cincinnati	November 27, 1957
Half	34	Pistons, vs. New Jersey (2 <sup>nd</sup> )	February 29, 1980
Quarter	24	St. Louis, vs. Syracuse (4 <sup>th</sup> )	December 21, 1957

Most Free Throws Attempted

Game	60	Baltimore, vs. Pistons	November 4, 1964
Half	45	Pistons, vs. Baltimore (2 <sup>nd</sup> )	January 15, 1966
Quarter	29	St. Louis, vs. Syracuse (4 <sup>th</sup> )	December 21, 1957

Most Three-Point Field Goals

Game	15	Pistons, vs. Milwaukee	April 17, 2002
Half	9	Pistons, vs. New York (2 <sup>nd</sup> )	February 26, 1993
		Pistons, vs. Minnesota (1 <sup>st</sup> )	November 8, 1994
		Miami, vs. Pistons (2 <sup>nd</sup> )	March 4, 1997
		Pistons, vs. Charlotte (2 <sup>nd</sup> )	November 28, 2001
Quarter	6	Orlando, vs. Pistons (4 <sup>th</sup> )	December 9, 1992
		Pistons, vs. New York (3 <sup>rd</sup> )	February 26, 1993
		Pistons, vs. Phoenix (4 <sup>th</sup> )	March 13, 1996

Most Three-Point Field Goals Attempted

Game	32	Pistons, vs. Seattle	December 5, 2001
Half	17	Dallas, vs. Pistons (2 <sup>nd</sup> )	March 9, 1996
Quarter	10	Orlando, vs. Pistons (4 <sup>th</sup> )	December 9, 1992
		Dallas, vs. Pistons (4 <sup>th</sup> )	March 9, 1996

Most Rebounds

Game	107	Pistons, vs. Minneapolis	January 11, 1958
Half	60	New York, vs. Pistons (1 <sup>st</sup> )	January 22, 1967
Quarter	38	Pistons, vs. St. Louis (2 <sup>nd</sup> )	December 7, 1960

Most Offensive Rebounds

Game	34	Pistons, vs. L.A. Lakers	December 12, 1973
		Chicago, vs. Pistons	November 10, 1978
Half	19	Pistons, vs. L.A. Lakers (1 <sup>st</sup> )	December 12, 1973
		Pistons, vs. Phoenix (2 <sup>nd</sup> )	January 2, 2004
Quarter	12	Philadelphia, vs. Pistons (1 <sup>st</sup> )	December 19, 1975
		Seattle, vs. Pistons (4 <sup>th</sup> )	February 7, 1980



# RECORDS • DETROIT ARENA TEAM RECORDS

## SINGLE GAME OR PORTION

(Category identifies records for games played in Detroit's home arenas since the team's relocation from Fort Wayne in 1957)

### Most Defensive Rebounds

Game	54	Boston, vs. Pistons	November 8, 1975
Half	28	Boston, vs. Pistons (1 <sup>st</sup> )	November 8, 1975
Quarter	16	Pistons, vs. Seattle (1 <sup>st</sup> )	January 26, 1974
		Boston, vs. Pistons (2 <sup>nd</sup> )	November 8, 1975
		Pistons, vs. Houston (4 <sup>th</sup> )	January 19, 1980
		Seattle, vs. Pistons (4 <sup>th</sup> )	February 7, 1980

### Most Assists

Game	45	Pistons, vs. New York	November 28, 1962
Half	26	Pistons, vs. Chicago (1 <sup>st</sup> )	November 3, 1982
Quarter	16	Pistons, vs. Boston (1 <sup>st</sup> )	April 13, 1983
		Pistons, vs. Milwaukee (1 <sup>st</sup> )	November 28, 1986
	16	Pistons, vs. Chicago (1 <sup>st</sup> )	April 1, 1999

### Most Personal Fouls

Game	43	Pistons, vs. New Jersey	February 29, 1980
Half	25	St. Louis, vs. New York (1 <sup>st</sup> )	October 23, 1957
Quarter	16	Pistons, vs. New Jersey (4 <sup>th</sup> )	October 13, 1978
		Pistons, vs. New Jersey (4 <sup>th</sup> )	February 23, 1985

### Most Disqualifications

Game	4	Pistons, vs. New Jersey	February 29, 1980
------	---	-------------------------	-------------------

### Most Steals

Game	20	Golden State, vs. Pistons	March 25, 1977
		Pistons, vs. Phoenix	February 1, 1978
Half	14	Pistons, vs. Phoenix (2 <sup>nd</sup> )	February 1, 1978
Quarter	8	Pistons, vs. New Orleans (1 <sup>st</sup> )	January 10, 1976
		Pistons, vs. Washington (3 <sup>rd</sup> )	February 20, 1976
		Pistons, vs. Phoenix (4 <sup>th</sup> )	February 1, 1978

### Most Turnovers

Game	38	Pistons, vs. Atlanta (2OT)	October 18, 1980
Half	25	San Antonio, vs. Pistons (2 <sup>nd</sup> )	October 16, 1980
Quarter	17	San Antonio, vs. Pistons (4 <sup>th</sup> )	October 16, 1980

### Most Blocked Shots

Game	20	Pistons, vs. Chicago (regulation)	November 3, 1982
	21	Pistons, vs. Atlanta (2OT)	October 18, 1990
Half	15	Pistons, vs. Washington (2 <sup>nd</sup> )	November 19, 1981
Quarter	10	Pistons, vs. Washington (4 <sup>th</sup> )	November 19, 1981
		Pistons, vs. Milwaukee (3 <sup>rd</sup> )	February 18, 2004

### Most Consecutive Points

Game	18	L.A. Lakers, vs. Pistons	January 11, 1971
		Pistons, vs. Cleveland	December 7, 1978
		Philadelphia, vs. Pistons	November 5, 1982
		Pistons, vs. Indiana	December 3, 1983

### Most Consecutive Free Throws

Game	35	Chicago, vs. Pistons	March 3, 1968
Half	23	Chicago, vs. Pistons (2 <sup>nd</sup> )	March 3, 1968

# INDIVIDUAL DETROIT ARENA RECORDS • RECORDS

## SINGLE GAME OR PORTION

(Category identifies individual records for games played in Detroit's home arenas since the relocation from Fort Wayne in 1957)

### Most Points

Game	73	David Thompson, Denver vs. Pistons	April 9, 1978
Half	53	David Thompson, Denver vs. Pistons (1 <sup>st</sup> )	April 9, 1978
Quarter	32	David Thompson, Denver vs. Pistons (1 <sup>st</sup> )	April 9, 1978

### Most Field Goals

Game	28	David Thompson, Denver vs. Pistons	April 9, 1978
Half	20	David Thompson, Denver vs. Pistons (1 <sup>st</sup> )	April 9, 1978
Quarter	11	Isiah Thomas, vs. Cleveland (3 <sup>rd</sup> )	February 26, 1984

### Most Field Goals Attempted

Game	50	Wilt Chamberlain, San Francisco vs. Pistons (OT)	February 11, 1964
Half	29	Wilt Chamberlain, San Francisco vs. Pistons (2 <sup>nd</sup> )	February 11, 1964
Quarter	13	Isiah Thomas, vs. Atlanta (4 <sup>th</sup> )	March 12, 1983

### Most Free Throws

Game	20	Kelly Tripucka, vs. Chicago	January 29, 1983
		Richard Hamilton, vs. Charlotte	November 21, 2004
Half	17	Adrian Dantley, vs. Sacramento (2 <sup>nd</sup> )	December 10, 1986
Quarter	14	Adrian Dantley, vs. Sacramento (4 <sup>th</sup> )	December 10, 1986

### Most Free Throws Attempted

Game	25	Wilt Chamberlain, vs. Philadelphia (at Olympia)	January 23, 1960
Half	18	Bob Lanier, vs. New Jersey (2 <sup>nd</sup> )	October 13, 1978
Quarter	15	George Yardley, vs. Minneapolis (3 <sup>rd</sup> )	December 25, 1957
	15	Adrian Dantley, vs. Sacramento (4 <sup>th</sup> )	December 10, 1986

### Most Three-Point Field Goals

Game	10	Joe Dumars, vs. Minnesota	November 8, 1994
Half	6	Allan Houston, vs. Denver (2 <sup>nd</sup> )	March 10, 1995
Quarter	6	Allan Houston, vs. Denver (4 <sup>th</sup> )	March 10, 1995

### Most Three-Point Field Goals Attempted

Game	18	Joe Dumars, vs. Minnesota	November 8, 1994
Half	12	Allan Houston, vs. Denver (2 <sup>nd</sup> )	March 10, 1995
Quarter	8	Allan Houston, vs. Denver (4 <sup>th</sup> )	March 10, 1995

### Most Rebounds

Game	37	Jerry Lucas, vs. Cincinnati	January 20, 1965
Half	23	Bill Russell, Boston vs. Pistons (1 <sup>st</sup> )	January 2, 1965
Quarter	15	Wilt Chamberlain, vs. San Francisco (4 <sup>th</sup> )	February 12, 1963

### Most Offensive Rebounds

Game	18	Dennis Rodman, vs. Indiana (OT)	March 4, 1992
Half	11	Dennis Rodman, vs. Indiana (2 <sup>nd</sup> )	March 4, 1992
Quarter	7	Sidney Wicks, Portland vs. Pistons (1 <sup>st</sup> )	December 8, 1973

### Most Defensive Rebounds

Game	20	Dave Cowens, Boston vs. Pistons	November 8, 1975
Half	13	Bob Lanier, Pistons vs. Milwaukee (1 <sup>st</sup> )	November 15, 1975
Quarter	9	C. Jones, Philadelphia vs. Pistons (3 <sup>rd</sup> )	February 15, 1980
		Bill Laimbeer, vs. Chicago (3 <sup>rd</sup> )	April 6, 1989
		Bill Laimbeer, vs. Phoenix (1 <sup>st</sup> )	January 26, 1990
		Ben Wallace, vs. Boston (3 <sup>rd</sup> )	March 24, 2002
		Ben Wallace, vs. Golden State (3 <sup>rd</sup> )	March 29, 2002
		Ben Wallace, vs. Miami (3 <sup>rd</sup> )	February 17, 2003



# RECORDS • INDIVIDUAL DETROIT ARENA RECORDS

## SINGLE GAME OR PORTION

(Category identifies individual records for games played in Detroit's home arenas since the relocation from Fort Wayne in 1957)

### Most Assists

Game	25	Kevin Porter, vs. Boston	March 9, 1975
Half	16	Isiah Thomas, vs. Dallas	February 13, 1985
Quarter	11	Isiah Thomas, vs. Dallas (1 <sup>st</sup> )	February 13, 1985
		Isiah Thomas, vs. Golden State (1 <sup>st</sup> )	January 24, 1985
		Isiah Thomas, vs. Cleveland (1 <sup>st</sup> )	November 24, 1989

### Most Personal Fouls

Quarter	6	Roger Brown, vs. Golden State (4 <sup>th</sup> )	March 25, 1977
		Paul Mokeski, vs. Chicago (4 <sup>th</sup> )	January 22, 1981
		Joe Dumars, vs. Atlanta	February 28, 1986
		Detlef Schrempf (Indiana) (4 <sup>th</sup> )	March 4, 1990

### Most Steals

Game	9	Ron Lee, vs. Houston	March 16, 1980
Half	6	Chris Ford, vs. Golden State (2 <sup>nd</sup> )	March 25, 1977
Quarter	5	Isiah Thomas, vs. Washington (1 <sup>st</sup> )	November 25, 1983
		Chris Ford, vs. Golden State (4 <sup>th</sup> )	December 17, 1975
		Ron Lee, vs. Washington (3 <sup>rd</sup> )	November 19, 1981
		John Long, vs. Indiana (1 <sup>st</sup> )	December 3, 1983

### Most Turnovers

Game	11	Orlando Woolridge, vs. Chicago	November 3, 1982
Half	9	Isiah Thomas, vs. Indiana	April 10, 1985
		Orlando Woolridge (Chicago) (1 <sup>st</sup> )	November 3, 1982

### Most Blocked Shots

Game	11	Kareem Abdul-Jabbar (L.A. Lakers)	December 3, 1975
Half	7	Elvin Hayes, vs. Washington	March 3, 1978
		George Johnson, vs. Golden State (2 <sup>nd</sup> )	December 17, 1975
		Sam Lacey, vs. Kansas City	October 29, 1978
		Edgar Jones, vs. Indiana (2 <sup>nd</sup> )	December 17, 1981
		Terry Tyler, vs. Chicago (1 <sup>st</sup> )	November 3, 1982
		Ben Wallace, vs. New Jersey (1 <sup>st</sup> )	February 1, 2003
Quarter	7	George Johnson, vs. Golden State (4 <sup>th</sup> )	December 17, 1975

### Most Consecutive Field Goals

Game	15	Wayman Tisdale (Sacramento)	March 6, 1990
Half	15	Wayman Tisdale (Sacramento) (2 <sup>nd</sup> )	March 6, 1990
Quarter	10	Don Ohl, vs. St. Louis (3 <sup>rd</sup> )	February 18, 1962
		Joe Dumars, vs. Golden State (2 <sup>nd</sup> )	January 19, 1990

# DETROIT ARENA COMBINED TEAM RECORDS • RECORDS

## SINGLE GAME OR PORTION

(Category identifies combined records for home games played since the relocation from Fort Wayne in 1957)

### Most Points

Game	297	Detroit 135, Syracuse 162	February 8, 1963
Half	165	Detroit 87, Cincinnati 79 (2 <sup>nd</sup> )	January 7, 1972
Quarter	96	Detroit 53, Cincinnati 43 (4 <sup>th</sup> )	January 7, 1972

### Most Field Goals

Game	118	Detroit 69, Boston 49	March 9, 1979
Half	63	Detroit 33, Chicago 30 (2 <sup>nd</sup> )	March 23, 1969
Quarter	37	Detroit 22, Chicago 15 (4 <sup>th</sup> )	March 23, 1969

### Most Field Goals Attempted

Game	257	Detroit 142, Boston 115 (20T)	November 17, 1959
Half	133	Detroit 56, New York 77	January 22, 1958
Quarter	71	New York 39, L.A. Lakers 32 (4 <sup>th</sup> )	November 2, 1960

### Most Free Throws

Game	83	Detroit 43, San Francisco 40	February 18, 1968
Half	56	Detroit 43, Boston 40	October 28, 1983
Quarter	33	Detroit 34, New Jersey 22 (2 <sup>nd</sup> )	February 29, 1980
		Detroit 15, San Francisco 18 (4 <sup>th</sup> )	February 18, 1968
		Detroit 21, Philadelphia 12 (2 <sup>nd</sup> )	December 14, 1960

### Most Free Throws Attempted

Game	114	Detroit 55, San Francisco 59	February 18, 1968
Half	72	Detroit 32, San Francisco 40 (2 <sup>nd</sup> )	February 18, 1968
Quarter	46	Detroit 20, San Francisco 26 (4 <sup>th</sup> )	February 18, 1968

### Most Three-Point Field Goals

Game	23	Detroit 13, Phoenix 10	March 13, 1996
Half	15	Miami 9, Detroit 6 (2 <sup>nd</sup> )	March 4, 1997
Quarter	10	Detroit 6, Phoenix 4 (4 <sup>th</sup> )	March 13, 1996

### Most Three Point Field Goals Attempted

Game	54	Washington 26, Detroit 28 (30T)	November 25, 2005
Half	30	Miami 16, Detroit 14 (2 <sup>nd</sup> )	March 4, 1997
Quarter	19	Detroit 12, Miami 7 (4 <sup>th</sup> )	March 4, 1997
		Miami 9, Detroit 10 (4 <sup>th</sup> )	March 4, 1997

### Most Total Rebounds

Game	181	Detroit 101, Boston 80 (20T)	November 17, 1969
Half	99	Detroit 44, L.A. Lakers 55 (2 <sup>nd</sup> )	January 9, 1966
Quarter	57	Detroit 38, St. Louis 19 (2 <sup>nd</sup> )	December 7, 1960

### Most Offensive Rebounds

Game	57	Detroit 28, Indiana 29	January 30, 1977
Half	31	Detroit 17, Utah 14 (2 <sup>nd</sup> )	November 18, 1983
Quarter	17	Detroit 5, Philadelphia 12 (1 <sup>st</sup> )	December 19, 1975
		Detroit 10, Golden State 7 (4 <sup>th</sup> )	February 10, 1984

### Most Defensive Rebounds

Game	88	Detroit 40, New Orleans 48	November 1, 1974
Half	48	Detroit 24, Washington 24 (1 <sup>st</sup> )	October 24, 1979
Quarter	26	Detroit 13, New Orleans 13 (3 <sup>rd</sup> )	November 1, 1974



# RECORDS • DETROIT ARENA COMBINED TEAM RECORDS

## SINGLE GAME OR PORTION

(Category identifies combined records for home games played since the relocation from Fort Wayne in 1957)

### Most Assists

Game	73	Detroit 42, Denver 31	March 18, 2008
		Detroit 40, Washington 33	February 29, 1984
		Detroit 40, Chicago 33	November 3, 1982
Half	44	Detroit 26, Chicago 18 (1 <sup>st</sup> )	November 3, 1982
Quarter	25	Detroit 14, Golden State 11 (1 <sup>st</sup> )	February 10, 1984

### Most Personal Fouls

Game	82	New Jersey 43, Detroit 39 (OT)	February 29, 1980
Half	45	Detroit 21, New Jersey 24 (2 <sup>nd</sup> +OT)	February 29, 1980
Quarter	30	Detroit 15, Milwaukee 15 (4 <sup>th</sup> )	April 9, 1982

### Most Steals

Game	36	Detroit 16, Golden State 20	March 25, 1977
Half	22	Detroit 14, Phoenix 8 (2 <sup>nd</sup> )	February 1, 1978
Quarter	15	Detroit 8, Phoenix 7 (4 <sup>th</sup> )	February 1, 1978

### Most Turnovers

Game	65	Detroit 34, Atlanta 31	January 4, 1978
Half	35	Detroit 15, Atlanta 20 (2 <sup>nd</sup> )	January 4, 1978
Quarter	20	Detroit 10, Atlanta 10 (4 <sup>th</sup> )	January 4, 1978
		Detroit 10, Atlanta 10 (1 <sup>st</sup> )	February 17, 1980

### Most Blocked Shots

Game	34	Detroit 19, Washington 15	November 19, 1981
Half	21	Detroit 15, Washington 6 (2 <sup>nd</sup> )	November 19, 1981
Quarter	13	Detroit 10, Washington 3 (3 <sup>rd</sup> )	November 19, 1981

# YEAR-BY-YEAR RECORDS • RECORDS

YEAR	HOME	AWAY	NEUTRAL	TOTALS	OVERTIME
1957-58	14-14	13-18	6-7	33-39	2-2
1958-59	13-17	8-20	7-7	28-44	3-2
1959-60	17-14	6-21	7-10	30-45	1-4
1960-61	20-11	3-19	11-15	34-45	1-2
1961-62	16-14	8-17	13-12	37-43	1-1
1962-63	14-16	8-19	12-11	34-46	3-1
1963-64	9-21	6-25	8-11	23-57	2-2
1964-65	13-17	11-20	7-12	31-49	1-3
1965-66	13-17	4-22	5-19	22-58	-
1966-67	12-18	9-19	9-14	30-51	3-2
1967-68	21-11	12-23	7-8	40-42	1-2
1968-69	21-17	7-30	4-3	32-50	2-1
1969-70	18-20	10-25	3-6	31-51	3-1
1970-71	24-17	20-19	1-1	45-37	4-2
1971-72	16-25	9-30	1-1	26-56	2-3
1972-73	26-15	13-25	1-2	40-42	2-2
1973-74	29-12	23-17	0-1	52-30	0-3
1974-75	26-15	14-27	-	40-42	1-0
1975-76	24-17	12-29	-	36-46	1-2
1976-77	30-11	14-27	-	44-38	1-1
1977-78	24-17	14-27	-	38-44	1-5
1978-79	22-19	8-33	-	30-52	2-2
1979-80	13-28	3-38	-	16-66	1-3
1980-81	14-27	7-34	-	21-61	0-2
1981-82	23-18	16-25	-	39-43	3-1
1982-83	23-18	14-27	-	37-45	2-5
1983-84	30-11	19-22	-	49-33	4-3
1984-85	26-15	20-21	-	46-36	3-2
1985-86	31-10	15-26	-	46-36	3-1
1986-87	32-9	20-21	-	52-30	3-3
1987-88	34-7	20-21	-	54-28	3-0
1988-89	37-4	26-15	-	63-19	4-1
1989-90	35-6	24-17	-	59-23	4-0
1990-91	32-9	18-23	-	50-32	4-1
1991-92	25-16	23-18	-	48-34	3-1
1992-93	28-13	12-29	-	40-42	1-3
1993-94	10-31	10-31	-	20-62	1-0
1994-95	22-19	6-35	-	28-54	1-1
1995-96	30-11	16-25	-	46-36	3-2
1996-97	30-11	24-17	-	54-28	4-1
1997-98	25-16	12-29	-	37-45	-
1998-99	17-8	12-13	-	29-21	1-1
1999-00	27-14	15-26	-	42-40	2-3
2000-01	18-23	14-27	-	32-50	2-4
2001-02	26-15	24-17	-	50-32	-
2002-03	30-11	20-21	-	50-32	8-0
2003-04	31-10	23-18	-	54-28	3-1
2004-05	32-9	22-19	-	54-28	7-1
2005-06	37-4	27-14	-	64-18	2-2
2006-07	26-15	27-14	-	53-29	2-3
2007-08	34-7	25-16	-	59-23	2-0
<b>TOTALS</b>	<b>1,200-750 (.615)</b>	<b>746-1,171 (.389)</b>	<b>102-140 (.421)</b>	<b>2,048-2,061 (.498)</b>	<b>113-88 (.562)</b>

## OVERTIME

	Overall	2OT	3OT
Home Record:	49-35 (.578)	3-4 (.429)	1-0 (1.000)
Away Record:	56-50 (.524)	7-5 (.583)	1-1 (.500)
Neutral Site Record:	8-3 (.727)	1-0 (1.000)	-
<b>Totals:</b>	<b>113-88 (.562)</b>	<b>11-9 (.550)</b>	<b>2-1 (.667)</b>



# RECORDS • THE LAST TIME

## INDIVIDUAL


<b>CATEGORY</b> .....	<b>DATE/OPPONENT/PLAYER</b>
A Piston had a triple-double: . . .	February 20, 2004 vs. Minnesota – Chauncey Billups (20 points, 10 rebounds, 11 assists)
An opponent had a triple-double: . . . .	December 30, 2004 vs. Miami – Dwyane Wade (31 points, 10 rebounds, 10 assists)
A Piston had 20 points and 20 rebounds: .....	December 5, 1997 vs. Seattle – Bison Dele (26 points, 20 rebounds)
An opponent had 20 points and 20 rebounds: .....	November 25, 2005 vs. Washington – Antawn Jamison (22 points, 20 rebounds)
A Piston had 50-plus points: .....	December 27, 2006 at New York – Richard Hamilton (51)
An opponent had 50-plus points: .....	November 23, 2001 at Atlanta – Shareef Abdur-Rahim (50)
A Piston had 40-plus points: .....	December 2, 2005 vs. New York – Richard Hamilton (40)
An opponent had 40-plus points: .....	March 7, 2007 vs. Cleveland – LeBron James (41)
A Piston made 20-plus free throws: .....	November 21, 2004 vs. Charlotte – Richard Hamilton (20)
An opponent made 20-plus free throws: .....	April 15, 1994 at New Jersey – Kenny Anderson (20)
A Piston had 25-plus rebounds: .....	March 24, 2002 vs. Boston – Ben Wallace (28)
An opponent had 25-plus rebounds: .....	January 20, 2000 at New Jersey – Jamie Feick (25)
A Piston had 20-plus rebounds: .....	April 9, 2006 vs. Indiana – Ben Wallace (22)
An opponent had 20-plus rebounds: .....	March 5, 2008 at Boston – Kendrick Perkins (20)
A Piston had 20-plus assists: .....	April 12, 1985 vs. Washington – Isiah Thomas (21)
An opponent had 20-plus assists: .....	March 18, 1985 vs. L.A. Clippers – Norm Nixon (21)
A Piston had 10-plus blocks: .....	November 20, 2002 vs. Miami – Ben Wallace (10)
An opponent had 10-plus blocks: .....	February 17, 1994 at San Antonio – David Robinson (10)

## TEAM

<b>CATEGORY</b> .....	<b>DATE/OPPONENT</b>
The Pistons had an overtime game: .....	March 24, 2008 vs. Phoenix (Won 110-105)
The Pistons had a double-overtime game: .....	January 19, 2007 at Minnesota (Won 104-98)
The Pistons had a triple-overtime game: .....	December 27, 2007 at New York (Lost 145-151)
The Pistons scored 140-plus points: .....	December 27, 2007 at New York (145) [30T]
The Pistons scored 130-plus points: .....	March 18, 2008 vs. Denver (136)
The Pistons had 40-plus assists: .....	March 18, 2008 vs. Denver (42)
An opponent had 40-plus assists: .....	February 5, 1993 at Cleveland (41)
The Pistons had 60-plus rebounds: .....	November 25, 2005 vs. Washington (64)
An opponent had 60-plus rebounds: .....	November 25, 2005 vs. Washington (61)
The Pistons shot over .600 from the field: .....	March 18, 2008 vs. Denver (.604, 55-91)
An opponent shot over .600 from the field: .....	January 25, 2003 at San Antonio (.611, 44-72)
The Pistons had 15-plus steals: .....	January 31, 2008 vs. L.A. Lakers (17)
An opponent had 15-plus steals: .....	March 23, 2005 at Philadelphia (15)
The Pistons had 20-plus blocked shots: .....	November 3, 1982 vs. Chicago (20)
The Pistons had 15-plus blocked shots: .....	December 23, 2006 vs. Atlanta (16)
An opponent had 15-plus blocked shots: .....	April 11, 1984 at Philadelphia (18)
The Pistons had four 20-point scorers: .....	March 14, 2005 at Atlanta – Tayshaun Prince (31), Rasheed Wallace (28) Richard Hamilton (23) and Chauncey Billups (22)
An opponent had four 20-point scorers: .....	December 27, 2006 at New York – Stephon Marbury (41), Eddy Curry (33) Jamal Crawford (29) and Channing Frye (26)
The Pistons scored 40-plus points in a quarter: .....	December 28, 2007 vs. Indiana (40, 2nd Quarter)
An opponent scored 40-plus points in a quarter: .....	March 4, 2008 vs. Seattle (41, 1st Quarter)
The Pistons scored 10 or fewer points in a quarter: .....	February 8, 2008 vs. Portland (10, 4th Quarter)
An opponent scored 10 or fewer points in a quarter: .....	March 27, 2008 vs. Miami (10, 3rd Quarter)



# HISTORY



**WE WORK AS ONE.**



# HISTORY • ALL-TIME COACHING RECORDS

# ALL-TIME COACHING RECORDS • HISTORY

## REGULAR SEASON      PLAYOFFS

### Charles Eckman

Season	W-L	PCT	W-L	PCT
1957-58	9-16	.360		
<b>Totals</b>	<b>9-16</b>	<b>.360</b>		

### Red Rocha

Season	W-L	PCT	W-L	PCT
1957-58	24-23	.511	3-4	.429
1958-59	28-44	.389	1-2	.333
1959-60	13-21	.382		
<b>Totals</b>	<b>65-88</b>	<b>.425</b>	<b>4-6</b>	<b>.400</b>

### Dick McGuire

Season	W-L	PCT	W-L	PCT
1959-60	17-24	.414	0-2	.000
1960-61	34-45	.430	2-3	.400
1961-62	37-43	.463	5-5	.500
1962-63	34-46	.425	1-3	.250
<b>Totals</b>	<b>122-158</b>	<b>.436</b>	<b>8-13</b>	<b>.381</b>

### Charles Wolf

Season	W-L	PCT	W-L	PCT
1963-64	23-57	.288		
1964-65	2-9	.182		
<b>Totals</b>	<b>25-66</b>	<b>.274</b>		

### Dave DeBusschere

Season	W-L	PCT	W-L	PCT
1964-65	29-40	.420		
1965-66	22-58	.275		
1966-67	28-45	.384		
<b>Totals</b>	<b>79-143</b>	<b>.356</b>		

### Donnis Butcher

Season	W-L	PCT	W-L	PCT
1966-67	2-6	.250		
1967-68	40-42	.488	2-4	.333
1968-69	10-12	.455		
<b>Totals</b>	<b>52-60</b>	<b>.464</b>	<b>2-4</b>	<b>.333</b>

### Paul Seymour

Season	W-L	PCT	W-L	PCT
1968-69	22-38	.367		
<b>Totals</b>	<b>22-38</b>	<b>.367</b>		

### Bill van Breda Kolff

Season	W-L	PCT	W-L	PCT
1969-70	31-51	.378		
1970-71	45-37	.549		
1971-72	6-4	.600		
<b>Totals</b>	<b>82-92</b>	<b>.471</b>		

### Terry Dischinger

Season	W-L	PCT	W-L	PCT
1971-72	0-2	.000		
<b>Totals</b>	<b>0-2</b>	<b>.000</b>		

## REGULAR SEASON      PLAYOFFS

### Earl Lloyd

Season	W-L	PCT	W-L	PCT
1971-72	20-50	.286		
1972-73	2-5	.286		
<b>Totals</b>	<b>22-55</b>	<b>.286</b>		

### Ray Scott

Season	W-L	PCT	W-L	PCT
1972-73	38-37	.507		
1973-74*	52-30	.634	3-4	.429
1974-75	40-42	.488	1-2	.333
1975-76	17-25	.405		
<b>Totals</b>	<b>147-134</b>	<b>.523</b>	<b>4-6</b>	<b>.400</b>

### Herb Brown

Season	W-L	PCT	W-L	PCT
1975-76	19-21	.475	4-5	.444
1976-77	44-38	.537	1-2	.333
1977-78	9-15	.375		
<b>Totals</b>	<b>72-74</b>	<b>.493</b>	<b>5-7</b>	<b>.417</b>

### Bob Kauffman

Season	W-L	PCT	W-L	PCT
1977-78	29-29	.500		
<b>Totals</b>	<b>29-29</b>	<b>.500</b>		

### Dick Vitale

Season	W-L	PCT	W-L	PCT
1978-79	30-52	.366		
1979-80	4-8	.333		
<b>Totals</b>	<b>34-60</b>	<b>.362</b>		

### Richie Adubato

Season	W-L	PCT	W-L	PCT
1979-80	12-58	.171		
<b>Totals</b>	<b>12-58</b>	<b>.171</b>		

### Scotty Robertson

Season	W-L	PCT	W-L	PCT
1980-81	21-61	.256		
1981-82	39-43	.476		
1982-83	37-45	.451		
<b>Totals</b>	<b>97-149</b>	<b>.394</b>		

### Chuck Daly

Season	W-L	PCT	W-L	PCT
1983-84	49-33	.58	2-3	.400
1984-85	46-36	.561	5-4	.556
1985-86	46-36	.561	1-3	.250
1986-87	52-30	.634	10-5	.667
1987-88	54-28	.659	14-9	.609
1988-89	63-19	.768	15-2	.882
1989-90	59-23	.720	15-5	.750
1990-91	50-32	.610	7-8	.467
1991-92	48-34	.585	2-3	.400
<b>Totals</b>	<b>467-271</b>	<b>.633</b>	<b>71-42</b>	<b>.628</b>

LEADERSHIP

PLAYERS

07-08 REVIEW

RECORDS

HISTORY

NBA

OVERTIME



# HISTORY • ALL-TIME COACHING RECORDS

	REGULAR SEASON		PLAYOFFS	
	W-L	PCT	W-L	PCT
<b>Ron Rothstein</b>				
Season	W-L	PCT	W-L	PCT
1992-93	40-42	.488		
<b>Totals</b>	<b>40-42</b>	<b>.488</b>		
<b>Don Chaney</b>				
Season	W-L	PCT	W-L	PCT
1993-94	20-62	.244		
1994-95	28-54	.341		
<b>Totals</b>	<b>48-116</b>	<b>.297</b>		
<b>Doug Collins</b>				
Season	W-L	PCT	W-L	PCT
1995-96	46-36	.561	0-3	.000
1996-97	54-28	.659	2-3	.400
1997-98	21-24	.467		
<b>Totals</b>	<b>121-88</b>	<b>.579</b>	<b>2-6</b>	<b>.250</b>
<b>Alvin Gentry</b>				
Season	W-L	PCT	W-L	PCT
1997-98	16-21	.432		
1998-99	29-21	.580	2-3	.400
1999-00	28-30	.483		
<b>Totals</b>	<b>73-72</b>	<b>.503</b>	<b>2-3</b>	<b>.400</b>
<b>George Irvine</b>				
Season	W-L	PCT	W-L	PCT
1999-00	14-10	.583	0-3	.000
2000-01	32-50	.390		
<b>Totals</b>	<b>46-60</b>	<b>.434</b>	<b>0-3</b>	<b>.000</b>
<b>Rick Carlisle</b>				
Season	W-L	PCT	W-L	PCT
2001-02*	50-32	.610	4-6	.400
2002-03	50-32	.610	8-9	.471
<b>Totals</b>	<b>100-64</b>	<b>.610</b>	<b>12-15</b>	<b>.444</b>
<b>Larry Brown</b>				
Season	W-L	PCT	W-L	PCT
2003-04	54-28	.659	16-7	.696
2004-05	54-28	.659	15-10	.667
<b>Totals</b>	<b>108-56</b>	<b>.659</b>	<b>31-17</b>	<b>.646</b>
<b>Flip Saunders</b>				
Season	W-L	PCT	W-L	PCT
2005-06	64-18	.780	10-8	.556
2006-07	53-29	.646	10-6	.625
2007-08	59-23	.720	10-7	.588
<b>Totals</b>	<b>176-70</b>	<b>.715</b>	<b>30-21</b>	<b>.588</b>
<b>OVERALL PISTONS TOTALS</b>				
	W-L	PCT	W-L	PCT
	2,048-2,061	.498	171-143	.545

\* NBA Coach of the Year

# ALL-TIME PISTONS ROSTER • HISTORY

<b>6-Alex Acker (Pepperdine)</b>															
	Pos: G	Ht: 6-5	Wt: 185	DOB: 1/21/83											
Year	G	FGM	FGA	PCT	3FGM	3FGA	PCT	FTM	FTA	PCT	REB	AST	PTS	AVG	
2005-06	5	4	16	.250	1	5	.200	0	0	-	5	4	9	1.8	
<b>Det. Totals</b>	<b>5</b>	<b>4</b>	<b>16</b>	<b>.250</b>	<b>1</b>	<b>5</b>	<b>.200</b>	<b>0</b>	<b>0</b>	<b>-</b>	<b>5</b>	<b>4</b>	<b>9</b>	<b>1.8</b>	
<b>NBA Totals</b>	<b>5</b>	<b>4</b>	<b>16</b>	<b>.250</b>	<b>1</b>	<b>5</b>	<b>.200</b>	<b>0</b>	<b>0</b>	<b>-</b>	<b>5</b>	<b>4</b>	<b>9</b>	<b>1.8</b>	
<b>10-Don Adams (Northwestern)</b>															
	Pos: F	Ht: 6-7	Wt: 210	DOB: 11/27/47											
Year	G	FGM	FGA	PCT	3FGM	3FGA	PCT	FTM	FTA	PCT	REB	AST	PTS	AVG	
1972-73	70	257	640	.402	-	-	-	138	176	.784	419	112	652	9.3	
1973-74	74	303	742	.408	-	-	-	153	201	.761	448	141	759	10.3	
1974-75	51	127	315	.403	-	-	-	45	78	.577	244	75	299	5.9	
<b>Det. Totals</b>	<b>195</b>	<b>687</b>	<b>1,697</b>	<b>.405</b>	<b>-</b>	<b>-</b>	<b>-</b>	<b>336</b>	<b>455</b>	<b>.738</b>	<b>1,111</b>	<b>328</b>	<b>1,710</b>	<b>8.8</b>	
<b>NBA Totals</b>	<b>1,487</b>	<b>1,682</b>	<b>4,186</b>	<b>.402</b>	<b>-</b>	<b>-</b>	<b>-</b>	<b>872</b>	<b>1,180</b>	<b>.739</b>	<b>2,732</b>	<b>869</b>	<b>4,236</b>	<b>8.7</b>	
<b>7-Rafael Addison (Syracuse)</b>															
	Pos: F	Ht: 6-7	Wt: 222	DOB: 7/22/64											
Year	G	FGM	FGA	PCT	3FGM	3FGA	PCT	FTM	FTA	PCT	REB	AST	PTS	AVG	
1994-95	79	279	586	.476	24	83	.289	74	99	.747	242	109	656	8.3	
<b>Det. Totals</b>	<b>79</b>	<b>279</b>	<b>586</b>	<b>.476</b>	<b>24</b>	<b>83</b>	<b>.289</b>	<b>74</b>	<b>99</b>	<b>.747</b>	<b>242</b>	<b>109</b>	<b>656</b>	<b>8.3</b>	
<b>NBA Totals</b>	<b>379</b>	<b>920</b>	<b>2,047</b>	<b>.449</b>	<b>69</b>	<b>245</b>	<b>.282</b>	<b>277</b>	<b>359</b>	<b>.772</b>	<b>780</b>	<b>339</b>	<b>2,186</b>	<b>5.8</b>	
<b>28-Arron Afflalo (UCLA)</b>															
	Pos: G	Ht: 6-5	Wt: 215	DOB: 10/15/85											
Year	G	FGM	FGA	PCT	3FGM	3FGA	PCT	FTM	FTA	PCT	REB	AST	PTS	AVG	
2007-08	75	99	241	.411	10	48	.208	68	87	.782	137	52	276	3.7	
<b>Det. Totals</b>	<b>75</b>	<b>99</b>	<b>241</b>	<b>.411</b>	<b>10</b>	<b>48</b>	<b>.208</b>	<b>68</b>	<b>87</b>	<b>.782</b>	<b>137</b>	<b>52</b>	<b>276</b>	<b>3.7</b>	
<b>NBA Totals</b>	<b>75</b>	<b>99</b>	<b>241</b>	<b>.411</b>	<b>10</b>	<b>48</b>	<b>.208</b>	<b>68</b>	<b>87</b>	<b>.782</b>	<b>137</b>	<b>52</b>	<b>276</b>	<b>3.7</b>	
<b>23-Mark Aguirre (DePaul)</b>															
	Pos: F	Ht: 6-6	Wt: 232	DOB: 12/10/59											
Year	G	FGM	FGA	PCT	3FGM	3FGA	PCT	FTM	FTA	PCT	REB	AST	PTS	AVG	
1988-89	36	213	441	.483	22	75	.293	110	149	.738	151	89	558	15.5	
1989-90	78	438	898	.488	31	93	.333	192	254	.756	305	145	1,099	14.1	
1990-91	78	420	909	.462	24	78	.308	240	317	.757	374	139	1,104	14.2	
1991-92	75	339	787	.431	15	71	.211	158	230	.687	236	126	851	11.3	
1992-93	51	187	422	.443	30	83	.361	99	129	.767	152	105	503	9.9	
<b>Det. Totals</b>	<b>318</b>	<b>1,597</b>	<b>3,457</b>	<b>.462</b>	<b>122</b>	<b>400</b>	<b>.305</b>	<b>799</b>	<b>1,079</b>	<b>.741</b>	<b>1,218</b>	<b>604</b>	<b>4,115</b>	<b>12.9</b>	
<b>NBA Totals</b>	<b>923</b>	<b>7,201</b>	<b>14,865</b>	<b>.484</b>	<b>392</b>	<b>1,258</b>	<b>.312</b>	<b>3,664</b>	<b>4,944</b>	<b>.741</b>	<b>4,578</b>	<b>2,871</b>	<b>18,458</b>	<b>20.0</b>	
<b>16-Gary Alcorn (Fresno City/Fresno State)</b>															
	Pos: C	Ht: 6-9	Wt: 225	DOB: 10/8/36											
Year	G	FGM	FGA	PCT	3FGM	3FGA	PCT	FTM	FTA	PCT	REB	AST	PTS	AVG	
1959-60	58	91	312	.292	-	-	-	48	84	.571	279	22	230	4.0	
<b>Det. Totals</b>	<b>58</b>	<b>91</b>	<b>312</b>	<b>.292</b>	<b>-</b>	<b>-</b>	<b>-</b>	<b>48</b>	<b>84</b>	<b>.571</b>	<b>279</b>	<b>22</b>	<b>230</b>	<b>4.0</b>	
<b>NBA Totals</b>	<b>78</b>	<b>103</b>	<b>352</b>	<b>.293</b>	<b>-</b>	<b>-</b>	<b>-</b>	<b>55</b>	<b>92</b>	<b>.598</b>	<b>329</b>	<b>24</b>	<b>261</b>	<b>3.3</b>	
<b>9-Victor Alexander (Iowa State)</b>															
	Pos: F	Ht: 6-10	Wt: 265	DOB: 8/31/69											
Year	G	FGM	FGA	PCT	3FGM	3FGA	PCT	FTM	FTA	PCT	REB	AST	PTS	AVG	
2001-02	15	18	51	.353	0	2	.000	4	8	.500	29	6	40	2.7	
<b>Det. Totals</b>	<b>15</b>	<b>18</b>	<b>51</b>	<b>.353</b>	<b>0</b>	<b>2</b>	<b>.000</b>	<b>4</b>	<b>8</b>	<b>.500</b>	<b>29</b>	<b>6</b>	<b>40</b>	<b>2.7</b>	
<b>NBA Totals</b>	<b>286</b>	<b>1,101</b>	<b>2,126</b>	<b>.518</b>	<b>18</b>	<b>63</b>	<b>.286</b>	<b>322</b>	<b>508</b>	<b>.634</b>	<b>1,384</b>	<b>257</b>	<b>2,542</b>	<b>8.9</b>	
<b>33-Greg "Cadillac" Anderson (Houston)</b>															
	Pos: F/C	Ht: 6-10	Wt: 230	DOB: 6/22/64											
Year	G	FGM	FGA	PCT	3FGM	3FGA	PCT	FTM	FTA	PCT	REB	AST	PTS	AVG	
1993-94	77	201	370	.543	1	3	.333	88	154	.571	571	51	491	6.4	
<b>Det. Totals</b>	<b>77</b>	<b>201</b>	<b>370</b>	<b>.543</b>	<b>1</b>	<b>3</b>	<b>.333</b>	<b>88</b>	<b>154</b>	<b>.571</b>	<b>571</b>	<b>51</b>	<b>491</b>	<b>6.4</b>	
<b>NBA Totals</b>	<b>680</b>	<b>2,011</b>	<b>4,090</b>	<b>.491</b>	<b>2</b>	<b>23</b>	<b>.087</b>	<b>929</b>	<b>1,668</b>	<b>.557</b>	<b>4,246</b>	<b>385</b>	<b>4,953</b>	<b>7.3</b>	
<b>30-Carlos Arroyo (Florida International)</b>															
	Pos: G	Ht: 6-2	Wt: 202	DOB: 7/30/79											
Year	G	FGM	FGA	PCT	3FGM	3FGA	PCT	FTM	FTA	PCT	REB	AST	PTS	AVG	
2004-05	40	74	197	.376	1	12	.083	66	86	.767	58	128	215	5.4	
2005-06	50	57	157	.363	2	6	.333	42	58	.724	70	155	158	3.2	
<b>Det. Totals</b>	<b>90</b>	<b>131</b>	<b>354</b>	<b>.370</b>	<b>3</b>	<b>18</b>	<b>.167</b>	<b>108</b>	<b>144</b>	<b>.750</b>	<b>128</b>	<b>283</b>	<b>373</b>	<b>4.1</b>	
<b>NBA Totals</b>	<b>433</b>	<b>1,133</b>	<b>2,621</b>	<b>.432</b>	<b>99</b>	<b>311</b>	<b>.318</b>	<b>656</b>	<b>819</b>	<b>.801</b>	<b>732</b>	<b>1,411</b>	<b>3,021</b>	<b>7.0</b>	



# HISTORY • ALL-TIME PISTONS ROSTER

## 7-Chucky Atkins (South Florida) Pos: G Ht: 5-11 Wt: 160 DOB: 8/14/74

Year	G	FGM	FGA	PCT	3FGM	3FGA	PCT	FTM	FTA	PCT	REB	AST	PTS	AVG
2000-01	81	380	952	.399	121	339	.357	90	130	.692	173	330	971	12.0
2001-02	79	368	790	.466	138	336	.411	83	120	.692	158	263	957	12.1
2002-03	65	168	465	.361	86	242	.355	40	49	.816	96	175	462	7.1
2003-04	40	88	235	.374	42	130	.323	31	43	.721	48	95	249	6.2
<b>Det. Totals</b>	<b>265</b>	<b>1,004</b>	<b>2,442</b>	<b>.411</b>	<b>387</b>	<b>1,047</b>	<b>.370</b>	<b>244</b>	<b>342</b>	<b>.713</b>	<b>475</b>	<b>863</b>	<b>2,639</b>	<b>10.0</b>
<b>NBA Totals</b>	<b>623</b>	<b>2,388</b>	<b>5,752</b>	<b>.415</b>	<b>897</b>	<b>2,435</b>	<b>.368</b>	<b>931</b>	<b>1,215</b>	<b>.766</b>	<b>1,133</b>	<b>2,246</b>	<b>6,604</b>	<b>10.6</b>

## 7-Dick Atha (Indiana State) Pos: G Ht: 6-2 Wt: 195 DOB: 9/21/31

Year	G	FGM	FGA	PCT	3FGM	3FGA	PCT	FTM	FTA	PCT	REB	AST	PTS	AVG
1957-58	18	17	47	.362	-	-	-	10	12	.833	24	19	44	2.4
<b>Det. Totals</b>	<b>18</b>	<b>17</b>	<b>47</b>	<b>.362</b>	<b>-</b>	<b>-</b>	<b>-</b>	<b>10</b>	<b>12</b>	<b>.833</b>	<b>24</b>	<b>19</b>	<b>44</b>	<b>2.4</b>
<b>NBA Totals</b>	<b>43</b>	<b>53</b>	<b>135</b>	<b>.393</b>	<b>-</b>	<b>-</b>	<b>-</b>	<b>31</b>	<b>39</b>	<b>.795</b>	<b>66</b>	<b>51</b>	<b>137</b>	<b>3.2</b>

## 2-Stacey Augmon (UNLV) Pos: G/F Ht: 6-8 Wt: 205 DOB: 8/1/68

Year	G	FGM	FGA	PCT	3FGM	3FGA	PCT	FTM	FTA	PCT	REB	AST	PTS	AVG
1996-97	20	31	77	.403	-	-	-	28	41	.683	49	15	90	4.5
<b>Det. Totals</b>	<b>20</b>	<b>31</b>	<b>77</b>	<b>.403</b>	<b>-</b>	<b>-</b>	<b>-</b>	<b>28</b>	<b>41</b>	<b>.683</b>	<b>49</b>	<b>15</b>	<b>90</b>	<b>4.5</b>
<b>NBA Totals</b>	<b>965</b>	<b>3,012</b>	<b>6,407</b>	<b>.470</b>	<b>12</b>	<b>79</b>	<b>.152</b>	<b>1,883</b>	<b>2,586</b>	<b>.728</b>	<b>3,163</b>	<b>1,538</b>	<b>7,919</b>	<b>8.2</b>

## 34-Ken Austin (Rice) Pos: F Ht: 6-9 Wt: 205 DOB: 7/15/61

Year	G	FGM	FGA	PCT	3FGM	3FGA	PCT	FTM	FTA	PCT	REB	AST	PTS	AVG
1983-84	7	6	13	.462	-	-	-	-	-	-	3	1	12	1.7
<b>Det. Totals</b>	<b>7</b>	<b>6</b>	<b>13</b>	<b>.462</b>	<b>-</b>	<b>-</b>	<b>-</b>	<b>-</b>	<b>-</b>	<b>-</b>	<b>3</b>	<b>1</b>	<b>12</b>	<b>1.7</b>
<b>NBA Totals</b>	<b>7</b>	<b>6</b>	<b>13</b>	<b>.462</b>	<b>-</b>	<b>-</b>	<b>-</b>	<b>-</b>	<b>-</b>	<b>-</b>	<b>3</b>	<b>1</b>	<b>12</b>	<b>1.7</b>

## 25-Stephen Bardo (Illinois) Pos: F Ht: 6-5 Wt: 190 DOB: 4/5/68

Year	G	FGM	FGA	PCT	3FGM	3FGA	PCT	FTM	FTA	PCT	REB	AST	PTS	AVG
1995-96	9	9	23	.391	0	4	.000	4	6	.667	22	15	22	2.4
<b>Det. Totals</b>	<b>9</b>	<b>9</b>	<b>23</b>	<b>.391</b>	<b>0</b>	<b>4</b>	<b>.000</b>	<b>4</b>	<b>6</b>	<b>.667</b>	<b>22</b>	<b>15</b>	<b>22</b>	<b>2.4</b>
<b>NBA Totals</b>	<b>33</b>	<b>28</b>	<b>85</b>	<b>.329</b>	<b>1</b>	<b>10</b>	<b>.100</b>	<b>16</b>	<b>23</b>	<b>.696</b>	<b>60</b>	<b>44</b>	<b>73</b>	<b>2.2</b>

## 24-Marvin Barnes (Providence) Pos: F Ht: 6-9 Wt: 225 DOB: 7/27/52

Year	G	FGM	FGA	PCT	3FGM	3FGA	PCT	FTM	FTA	PCT	REB	AST	PTS	AVG
1976-77	53	202	452	.447	-	-	-	106	156	.679	253	45	510	9.6
1977-78	12	53	118	.449	-	-	-	14	29	.483	91	19	120	10.0
<b>Det. Totals</b>	<b>65</b>	<b>255</b>	<b>570</b>	<b>.447</b>	<b>-</b>	<b>-</b>	<b>-</b>	<b>120</b>	<b>185</b>	<b>.649</b>	<b>344</b>	<b>64</b>	<b>630</b>	<b>9.7</b>
<b>NBA Totals</b>	<b>171</b>	<b>638</b>	<b>1,444</b>	<b>.442</b>	<b>-</b>	<b>-</b>	<b>-</b>	<b>293</b>	<b>436</b>	<b>.672</b>	<b>946</b>	<b>252</b>	<b>1,569</b>	<b>9.2</b>

## 21-John Barnhill (Tennessee State) Pos: G Ht: 6-1 Wt: 180 DOB: 3/20/38

Year	G	FGM	FGA	PCT	3FGM	3FGA	PCT	FTM	FTA	PCT	REB	AST	PTS	AVG
1965-66	45	139	363	.383	-	-	-	59	98	.602	112	112	337	7.5
<b>Det. Totals</b>	<b>45</b>	<b>139</b>	<b>363</b>	<b>.383</b>	<b>-</b>	<b>-</b>	<b>-</b>	<b>59</b>	<b>98</b>	<b>.602</b>	<b>112</b>	<b>112</b>	<b>337</b>	<b>7.5</b>
<b>NBA Totals</b>	<b>426</b>	<b>1,490</b>	<b>3,583</b>	<b>.416</b>	<b>-</b>	<b>-</b>	<b>-</b>	<b>668</b>	<b>1,026</b>	<b>.651</b>	<b>1,193</b>	<b>1,205</b>	<b>3,648</b>	<b>8.6</b>

## 1-Dana Barros (Boston College) Pos: G Ht: 5-11 Wt: 165 DOB: 4/13/67

Year	G	FGM	FGA	PCT	3FGM	3FGA	PCT	FTM	FTA	PCT	REB	AST	PTS	AVG
2000-01	60	183	412	.444	44	105	.419	68	80	.850	94	110	478	8.0
2001-02	29	74	192	.385	24	71	.338	21	27	.778	57	78	193	6.7
<b>Det. Totals</b>	<b>89</b>	<b>257</b>	<b>604</b>	<b>.425</b>	<b>68</b>	<b>176</b>	<b>.386</b>	<b>89</b>	<b>107</b>	<b>.832</b>	<b>151</b>	<b>188</b>	<b>671</b>	<b>7.5</b>
<b>NBA Totals</b>	<b>850</b>	<b>3,281</b>	<b>7,140</b>	<b>.460</b>	<b>1,090</b>	<b>2,652</b>	<b>.411</b>	<b>1,249</b>	<b>1,456</b>	<b>.858</b>	<b>1,609</b>	<b>2,837</b>	<b>8,901</b>	<b>10.5</b>

# ALL-TIME PISTONS ROSTER • HISTORY

## 20-Jon Barry (Georgia Tech) Pos: G Ht: 6-5 Wt: 210 DOB: 7/25/69

Year	G	FGM	FGA	PCT	3FGM	3FGA	PCT	FTM	FTA	PCT	REB	AST	PTS	AVG
2001-02	82	255	522	.489	121	258	.469	108	116	.931	234	274	739	9.0
2002-03	80	191	424	.450	87	214	.407	86	100	.860	180	206	555	6.9
<b>Det. Totals</b>	<b>162</b>	<b>446</b>	<b>946</b>	<b>.471</b>	<b>208</b>	<b>472</b>	<b>.441</b>	<b>194</b>	<b>216</b>	<b>.898</b>	<b>414</b>	<b>480</b>	<b>1,294</b>	<b>8.0</b>
<b>NBA Totals</b>	<b>801</b>	<b>1,570</b>	<b>3,607</b>	<b>.435</b>	<b>645</b>	<b>1,644</b>	<b>.392</b>	<b>844</b>	<b>994</b>	<b>.849</b>	<b>1,482</b>	<b>1,758</b>	<b>4,629</b>	<b>5.8</b>

## 20-Corey Beck (Arkansas) Pos: G Ht: 6-3 Wt: 200 DOB: 5/27/71

Year	G	FGM	FGA	PCT	3FGM	3FGA	PCT	FTM	FTA	PCT	REB	AST	PTS	AVG
1998-99	8	4	8	.500	-	-	-	2	2	1.000	5	0	10	1.3
<b>Det. Totals</b>	<b>8</b>	<b>4</b>	<b>8</b>	<b>.500</b>	<b>-</b>	<b>-</b>	<b>-</b>	<b>2</b>	<b>2</b>	<b>1.000</b>	<b>5</b>	<b>0</b>	<b>10</b>	<b>1.3</b>
<b>NBA Totals</b>	<b>88</b>	<b>93</b>	<b>206</b>	<b>.451</b>	<b>3</b>	<b>5</b>	<b>.600</b>	<b>52</b>	<b>76</b>	<b>.684</b>	<b>125</b>	<b>123</b>	<b>241</b>	<b>2.7</b>

## 00-William Bedford (Memphis State) Pos: C Ht: 7-0 Wt: 235 DOB: 12/14/63

Year	G	FGM	FGA	PCT	3FGM	3FGA	PCT	FTM	FTA	PCT	REB	AST	PTS	AVG
1987-88	38	44	101	.436	-	-	-	13	23	.565	65	4	101	2.7
1989-90	42	54	125	.432	1	6	.167	9	22	.409	58	4	118	2.8
1990-91	60	106	242	.438	5	13	.385	55	78	.705	131	32	272	4.5
1991-92	32	50	121	.413	0	1	.000	14	22	.636	63	12	114	3.6
<b>Det. Totals</b>	<b>172</b>	<b>214</b>	<b>589</b>	<b>.363</b>	<b>6</b>	<b>20</b>	<b>.300</b>	<b>91</b>	<b>145</b>	<b>.628</b>	<b>317</b>	<b>52</b>	<b>605</b>	<b>3.5</b>
<b>NBA Totals</b>	<b>238</b>	<b>405</b>	<b>974</b>	<b>.416</b>	<b>7</b>	<b>22</b>	<b>.318</b>	<b>147</b>	<b>243</b>	<b>.605</b>	<b>573</b>	<b>109</b>	<b>964</b>	<b>4.1</b>

## 27-Ron Behagen (Minnesota) Pos: F Ht: 6-9 Wt: 185 DOB: 1/14/51

Year	G	FGM	FGA	PCT	3FGM	3FGA	PCT	FTM	FTA	PCT	REB	AST	PTS	AVG
1978-79	1	-	-	-	-	-	-	-	-	-	1	0	0	0.0
<b>Det. Totals</b>	<b>1</b>	<b>-</b>	<b>-</b>	<b>-</b>	<b>-</b>	<b>-</b>	<b>-</b>	<b>-</b>	<b>-</b>	<b>-</b>	<b>1</b>	<b>0</b>	<b>0</b>	<b>0.0</b>
<b>NBA Totals</b>	<b>388</b>	<b>1,594</b>	<b>3,750</b>	<b>.425</b>	<b>-</b>	<b>-</b>	<b>-</b>	<b>789</b>	<b>1,047</b>	<b>.754</b>	<b>2,712</b>	<b>624</b>	<b>3,977</b>	<b>10.3</b>

## 8-Walt Bellamy (Indiana) Pos: C Ht: 6-10 Wt: 245 DOB: 7/24/39

Year	G	FGM	FGA	PCT	3FGM	3FGA	PCT	FTM	FTA	PCT	REB	AST	PTS	AVG
1968-69	53	359	701	.512	-	-	-	276	416	.663	716	99	994	18.8
1969-70	56	210	384	.547	-	-	-	140	249	.562	397	55	560	10.0
<b>Det. Totals</b>	<b>109</b>	<b>569</b>	<b>1,085</b>	<b>.524</b>	<b>-</b>	<b>-</b>	<b>-</b>	<b>416</b>	<b>665</b>	<b>.626</b>	<b>1,113</b>	<b>154</b>	<b>1,554</b>	<b>14.3</b>
<b>NBA Totals</b>	<b>1,043</b>	<b>7,914</b>	<b>15,340</b>	<b>.516</b>	<b>-</b>	<b>-</b>	<b>-</b>	<b>5,113</b>	<b>8,008</b>	<b>.632</b>	<b>14,241</b>	<b>2,544</b>	<b>20,941</b>	<b>20.1</b>

## 54-Kent Benson (Indiana) Pos: C Ht: 6-11 Wt: 245 DOB: 12/27/54

Year	G	FGM	FGA	PCT	3FGM	3FGA	PCT	FTM	FTA	PCT	REB	AST	PTS	AVG
1979-80	17	86	187	.450	1	5	.200	33	44	.750	120	51	206	12.1
1980-81	59	364	770	.473	0	4	.000	196	254	.772	400	172	924	15.7
1981-82	75	405	802	.505	3	11	.273	127	158	.804	653	159	940	12.5
1982-83	21	85	182	.467	0	1	.000	38	50	.760	155	49	208	9.9



# HISTORY • ALL-TIME PISTONS ROSTER

**21-Dave Bing (Syracuse)** Pos: G Ht: 6-3 Wt: 180 DOB: 11/24/43

Year	G	FGM	FGA	PCT	3FGM	3FGA	PCT	FTM	FTA	PCT	REB	AST	PTS	AVG
1966-67	80	664	1,522	.436	-	-	-	273	370	.738	359	330	1,601	20.0
1967-68	79	835	1,893	.441	-	-	-	472	668	.707	373	509	2,142	27.1
1968-69	77	678	1,594	.425	-	-	-	444	623	.713	382	546	1,800	23.4
1969-70	70	575	1,295	.444	-	-	-	454	580	.783	299	418	1,604	22.9
1970-71	82	799	1,710	.467	-	-	-	615	772	.797	364	408	2,213	27.0
1971-72	45	369	891	.414	-	-	-	278	354	.785	186	317	1,016	22.6
1972-73	82	692	1,545	.448	-	-	-	456	560	.814	298	637	1,840	22.4
1973-74	81	582	1,336	.436	-	-	-	356	438	.813	281	555	1,520	18.8
1974-75	79	578	1,333	.434	-	-	-	343	424	.809	286	610	1,499	19.0
<b>Det. Totals</b>	<b>675</b>	<b>5,772</b>	<b>13,119</b>	<b>.440</b>	-	-	-	<b>3,691</b>	<b>4,789</b>	<b>.770</b>	<b>2,828</b>	<b>4,330</b>	<b>15,235</b>	<b>22.6</b>
<b>NBA Totals</b>	<b>901</b>	<b>6,962</b>	<b>15,769</b>	<b>.441</b>	-	-	-	<b>4,403</b>	<b>5,683</b>	<b>.775</b>	<b>3,420</b>	<b>5,397</b>	<b>18,327</b>	<b>20.3</b>

**24-Norman Black (St. Joseph, PA)** Pos: G Ht: 6-5 Wt: 190 DOB: 11/12/57

Year	G	FGM	FGA	PCT	3FGM	3FGA	PCT	FTM	FTA	PCT	REB	AST	PTS	AVG
1980-81	3	3	10	.300	-	-	-	2	8	.250	2	2	8	0.7
<b>Det. Totals</b>	<b>3</b>	<b>3</b>	<b>10</b>	<b>.300</b>	-	-	-	<b>2</b>	<b>8</b>	<b>.250</b>	<b>2</b>	<b>2</b>	<b>8</b>	<b>0.7</b>
<b>NBA Totals</b>	<b>3</b>	<b>3</b>	<b>10</b>	<b>.300</b>	-	-	-	<b>2</b>	<b>8</b>	<b>.250</b>	<b>2</b>	<b>2</b>	<b>8</b>	<b>0.7</b>

**8-Will Blalock (Iowa State)** Pos: G Ht: 6-0 Wt: 205 DOB: 9/8/83

Year	G	FGM	FGA	PCT	3FGM	3FGA	PCT	FTM	FTA	PCT	REB	AST	PTS	AVG
2006-07	14	9	30	.300	1	5	.200	6	6	1.000	15	17	25	1.8
<b>Det. Totals</b>	<b>14</b>	<b>9</b>	<b>30</b>	<b>.300</b>	<b>1</b>	<b>5</b>	<b>.200</b>	<b>6</b>	<b>6</b>	<b>1.000</b>	<b>15</b>	<b>17</b>	<b>25</b>	<b>1.8</b>
<b>NBA Totals</b>	<b>14</b>	<b>9</b>	<b>30</b>	<b>.300</b>	<b>1</b>	<b>5</b>	<b>.200</b>	<b>6</b>	<b>6</b>	<b>1.000</b>	<b>15</b>	<b>17</b>	<b>25</b>	<b>1.8</b>

**32-Lance Blanks (Virginia/Texas)** Pos: G Ht: 6-4 Wt: 195 DOB: 9/9/66

Year	G	FGM	FGA	PCT	3FGM	3FGA	PCT	FTM	FTA	PCT	REB	AST	PTS	AVG
1990-91	38	26	61	.426	2	16	.125	10	14	.714	20	26	64	1.7
1991-92	43	25	55	.455	6	16	.375	8	11	.727	22	19	64	1.5
<b>Det. Totals</b>	<b>81</b>	<b>51</b>	<b>116</b>	<b>.440</b>	<b>8</b>	<b>32</b>	<b>.250</b>	<b>18</b>	<b>25</b>	<b>.720</b>	<b>42</b>	<b>45</b>	<b>128</b>	<b>1.6</b>
<b>NBA Totals</b>	<b>142</b>	<b>116</b>	<b>266</b>	<b>.436</b>	<b>19</b>	<b>75</b>	<b>.253</b>	<b>38</b>	<b>57</b>	<b>.667</b>	<b>110</b>	<b>117</b>	<b>289</b>	<b>2.0</b>

**32-Doug Bolstorff (Minnesota)** Pos: G Ht: 6-4 Wt: 195 DOB: 10/29/31

Year	G	FGM	FGA	PCT	3FGM	3FGA	PCT	FTM	FTA	PCT	REB	AST	PTS	AVG
1957-58	3	2	5	.400	-	-	-	0	0	-	4	2	4	1.3
<b>Det. Totals</b>	<b>3</b>	<b>2</b>	<b>5</b>	<b>.400</b>	-	-	-	<b>0</b>	<b>0</b>	-	<b>4</b>	<b>2</b>	<b>4</b>	<b>1.3</b>
<b>NBA Totals</b>	<b>3</b>	<b>2</b>	<b>5</b>	<b>.400</b>	-	-	-	<b>0</b>	<b>0</b>	-	<b>4</b>	<b>2</b>	<b>4</b>	<b>1.3</b>

**9-Walter Bond (Minnesota)** Pos: G Ht: 6-5 Wt: 200 DOB: 2/1/69

Year	G	FGM	FGA	PCT	3FGM	3FGA	PCT	FTM	FTA	PCT	REB	AST	PTS	AVG
1994-95	5	3	12	.250	1	4	.250	3	4	.750	5	7	10	2.0
<b>Det. Totals</b>	<b>5</b>	<b>3</b>	<b>12</b>	<b>.250</b>	<b>1</b>	<b>4</b>	<b>.250</b>	<b>3</b>	<b>4</b>	<b>.750</b>	<b>5</b>	<b>7</b>	<b>10</b>	<b>2.0</b>
<b>NBA Totals</b>	<b>135</b>	<b>293</b>	<b>733</b>	<b>.400</b>	<b>27</b>	<b>100</b>	<b>.270</b>	<b>163</b>	<b>211</b>	<b>.773</b>	<b>262</b>	<b>160</b>	<b>776</b>	<b>5.7</b>

**32-Jim Bostic (New Mexico State)** Pos: F Ht: 6-7 Wt: 225 DOB: 1/28/53

Year	G	FGM	FGA	PCT	3FGM	3FGA	PCT	FTM	FTA	PCT	REB	AST	PTS	AVG
1977-78	4	12	22	.545	-	-	-	2	5	.400	16	3	26	6.5
<b>Det. Totals</b>	<b>4</b>	<b>12</b>	<b>22</b>	<b>.545</b>	-	-	-	<b>2</b>	<b>5</b>	<b>.400</b>	<b>16</b>	<b>3</b>	<b>26</b>	<b>6.5</b>
<b>NBA Totals</b>	<b>4</b>	<b>12</b>	<b>22</b>	<b>.545</b>	-	-	-	<b>2</b>	<b>5</b>	<b>.400</b>	<b>16</b>	<b>3</b>	<b>26</b>	<b>6.5</b>

**11-Dennis Boyd (Detroit)** Pos: G Ht: 6-1 Wt: 175 DOB: 5/21/54

Year	G	FGM	FGA	PCT	3FGM	3FGA	PCT	FTM	FTA	PCT	REB	AST	PTS	AVG
1978-79	5	3	12	.250	-	-	-	0	0	-	2	7	6	1.2
<b>Det. Totals</b>	<b>5</b>	<b>3</b>	<b>12</b>	<b>.250</b>	-	-	-	<b>0</b>	<b>0</b>	-	<b>2</b>	<b>7</b>	<b>6</b>	<b>1.2</b>
<b>NBA Totals</b>	<b>5</b>	<b>3</b>	<b>12</b>	<b>.250</b>	-	-	-	<b>0</b>	<b>0</b>	-	<b>2</b>	<b>7</b>	<b>6</b>	<b>1.2</b>

# ALL-TIME PISTONS ROSTER • HISTORY

**42-Jim Brewer (Minnesota)** Pos: F Ht: 6-9 Wt: 220 DOB: 12/3/51

Year	G	FGM	FGA	PCT	3FGM	3FGA	PCT	FTM	FTA	PCT	REB	AST	PTS	AVG
1978-79	25	27	60	.450	-	-	-	3	15	.200	95	13	57	2.3
<b>Det. Totals</b>	<b>25</b>	<b>27</b>	<b>60</b>	<b>.450</b>	-	-	-	<b>3</b>	<b>15</b>	<b>.200</b>	<b>95</b>	<b>13</b>	<b>57</b>	<b>2.3</b>
<b>NBA Totals</b>	<b>703</b>	<b>1,785</b>	<b>3,983</b>	<b>.448</b>	<b>1</b>	<b>13</b>	<b>.077</b>	<b>528</b>	<b>925</b>	<b>.571</b>	<b>4,458</b>	<b>1,038</b>	<b>4,099</b>	<b>5.8</b>

**7-Primoz Brezec (Slovenia)** Pos: C Ht: 7-1 Wt: 255 DOB: 10/2/79

Year	G	FGM	FGA	PCT	3FGM	3FGA	PCT	FTM	FTA	PCT	REB	AST	PTS	AVG
2007-08	17	10	13	.769	-	-	-	7	14	.500	19	4	27	1.6
<b>Det. Totals</b>	<b>17</b>	<b>10</b>	<b>13</b>	<b>.769</b>	-	-	-	<b>7</b>	<b>14</b>	<b>.500</b>	<b>19</b>	<b>4</b>	<b>27</b>	<b>1.6</b>
<b>NBA Totals</b>	<b>321</b>	<b>1,003</b>	<b>2,008</b>	<b>.500</b>	<b>1</b>	<b>6</b>	<b>.167</b>	<b>426</b>	<b>603</b>	<b>.706</b>	<b>1,302</b>	<b>178</b>	<b>2,433</b>	<b>7.6</b>

**11-Wayman Britt (Michigan)** Pos: F Ht: 6-2 Wt: 185 DOB: 8/31/52

Year	G	FGM	FGA	PCT	3FGM	3FGA	PCT	FTM	FTA	PCT	REB	AST	PTS	AVG
1977-78	7	3	10	.300	-	-	-	3	4	.750	4	2	9	1.3
<b>Det. Totals</b>	<b>7</b>	<b>3</b>	<b>10</b>	<b>.300</b>	-	-	-	<b>3</b>	<b>4</b>	<b>.750</b>	<b>4</b>	<b>2</b>	<b>9</b>	<b>1.3</b>
<b>NBA Totals</b>	<b>7</b>	<b>3</b>	<b>10</b>	<b>.300</b>	-	-	-	<b>3</b>	<b>4</b>	<b>.750</b>	<b>4</b>	<b>2</b>	<b>9</b>	<b>1.3</b>

**20-Marcus Brown (Murray State)** Pos: G Ht: 6-3 Wt: 185 DOB: 4/3/74

Year	G	FGM	FGA	PCT	3FGM	3FGA	PCT	FTM	FTA	PCT	REB	AST	PTS	AVG
1999-00	6	4	14	.286	0	7	.000	2	2	1.000	7	3	10	1.7
<b>Det. Totals</b>	<b>6</b>	<b>4</b>	<b>14</b>	<b>.286</b>	<b>0</b>	<b>7</b>	<b>.000</b>	<b>2</b>	<b>2</b>	<b>1.000</b>	<b>7</b>	<b>3</b>	<b>10</b>	<b>1.7</b>
<b>NBA Totals</b>	<b>27</b>	<b>32</b>	<b>84</b>	<b>.381</b>	<b>13</b>	<b>39</b>	<b>.333</b>	<b>15</b>	<b>21</b>	<b>.714</b>	<b>22</b>	<b>23</b>	<b>92</b>	<b>3.4</b>

**20-Roger Brown (Kansas)** Pos: C Ht: 6-11 Wt: 230 DOB: 2/23/50

Year	G	FGM	FGA	PCT	3FGM	3FGA	PCT	FTM	FTA	PCT	REB	AST	PTS	AVG
1975-76	29	29	72	.403	-	-	-	14	18	.778	130	12	72	2.5
1976-77	43	21	56	.375	-	-	-	18	26	.692	90	12	60	1.4
<b>Det. Totals</b>	<b>72</b>	<b>50</b>	<b>128</b>	<b>.391</b>	-	-	-	<b>32</b>	<b>44</b>	<b>.727</b>	<b>220</b>	<b>24</b>	<b>132</b>	<b>1.8</b>
<b>NBA Totals</b>	<b>77</b>	<b>51</b>	<b>131</b>	<b>.389</b>	-	-	-	<b>33</b>	<b>47</b>	<b>.702</b>	<b>230</b>	<b>25</b>	<b>135</b>	<b>1.8</b>

**30-Jud Buechler (Arizona)** Pos: G Ht: 6-6 Wt: 228 DOB: 6/19/68

Year	G	FGM	FGA	PCT	3FGM	3FGA	PCT	FTM	FTA	PCT	REB	AST	PTS	AVG
1998-99	50	100	240	.417	61	148	.412	13	18	.722	133	57	274	5.5
1999-00	58	55	156	.353	18	83	.217	2	7	.286	91	33	130	2.2
2000-01	57	76	164	.463	32	77	.416	9	12	.750	94	39	193	3.4
<b>Det. Totals</b>	<b>165</b>	<b>231</b>	<b>560</b>	<b>.413</b>	<b>111</b>	<b>308</b>	<b>.360</b>	<b>24</b>	<b>37</b>	<b>.649</b>	<b>318</b>	<b>129</b>	<b>597</b>	<b>3.6</b>
<b>NBA Totals</b>	<b>720</b>	<b>961</b>	<b>2,221</b>	<b>.433</b>	<b>263</b>	<b>718</b>	<b>.366</b>	<b>200</b>	<b>316</b>	<b>.633</b>	<b>1,266</b>	<b>560</b>	<b>2,385</b>	<b>3.3</b>

**17-Bill Buntin (Michigan)** Pos: F Ht: 6-7 Wt: 250 DOB: 5/5/42

Year	G	FGM	FGA	PCT	3FGM	3FGA	PCT	FTM	FTA	PCT	REB	AST	PTS	AVG
1965-66	42	118	299	.395	-	-	-	88	143	.615	252	36	324	7.7
<b>Det. Totals</b>	<b>42</b>	<b>118</b>	<b>299</b>	<b>.395</b>	-	-	-	<b>88</b>	<b>143</b>	<b>.615</b>	<b>252</b>	<b>36</b>	<b>324</b>	<b>7.7</b>
<b>NBA Totals</b>	<b>42</b>	<b>118</b>	<b>299</b>	<b>.395</b>	-	-	-	<b>88</b>	<b>143</b>	<b>.615</b>	<b>252</b>	<b>36</b>	<b>324</b>	<b>7.7</b>

**17-Donnis Butcher (Pikeville College)** Pos: F Ht: 6-3 Wt: 200 DOB: 2/8/36

Year	G	FGM	FGA	PCT	3FGM	3FGA	PCT	FTM	FTA	PCT	REB	AST	PTS	AVG
1963-64	52	165	392	.421	-	-	-	117	190	.616	262	178	447	8.6
1964-65	71	143	353	.405	-	-	-	126	204	.618	200	122	412	5.8
1965-66	15	45	96	.469	-	-	-	18	34	.529	33	30	108	7.2
<b>Det. Totals</b>	<b>138</b>	<b>353</b>	<b>841</b>	<b>.419</b>	-	-	-	<b>261</b>	<b>428</b>	<b>.610</b>	<b>495</b>	<b>330</b>	<b>967</b>	<b>7.0</b>
<b>NBA Totals</b>	<b>279</b>	<b>610</b>	<b>1,535</b>	<b>.397</b>	-	-	-	<b>476</b>	<b>757</b>	<b>.629</b>	<b>821</b>	<b>585</b>		



# HISTORY • ALL-TIME PISTONS ROSTER

## 21-Joe Caldwell (Arizona State) Pos: F Ht: 6-5 Wt: 195 DOB: 11/1/41

Year	G	FGM	FGA	PCT	3FGM	3FGA	PCT	FTM	FTA	PCT	REB	AST	PTS	AVG
1964-65	66	290	776	.374	-	-	-	129	210	.614	441	118	709	10.7
1965-66	33	143	338	.423	-	-	-	60	88	.682	190	65	346	10.5
<b>Det. Totals</b>	<b>99</b>	<b>433</b>	<b>1,114</b>	<b>.389</b>	-	-	-	<b>189</b>	<b>298</b>	<b>.634</b>	<b>631</b>	<b>183</b>	<b>1,055</b>	<b>10.7</b>
<b>NBA Totals</b>	<b>468</b>	<b>2,958</b>	<b>6,444</b>	<b>.459</b>	-	-	-	<b>1,211</b>	<b>1,909</b>	<b>.634</b>	<b>2,367</b>	<b>1,257</b>	<b>7,127</b>	<b>15.2</b>

## 41-Elden Campbell (Clemson) Pos: C Ht: 7-0 Wt: 279 DOB: 7/23/68

Year	G	FGM	FGA	PCT	3FGM	3FGA	PCT	FTM	FTA	PCT	REB	AST	PTS	AVG
2003-04	65	138	314	.439	-	-	-	85	124	.685	209	45	361	5.6
2004-05	30	39	116	.336	0	2	.000	40	51	.784	82	16	118	3.9
<b>Det. Totals</b>	<b>95</b>	<b>177</b>	<b>430</b>	<b>.412</b>	<b>0</b>	<b>2</b>	<b>.000</b>	<b>125</b>	<b>175</b>	<b>.714</b>	<b>291</b>	<b>61</b>	<b>479</b>	<b>5.0</b>
<b>NBA Totals</b>	<b>1,044</b>	<b>4,062</b>	<b>8,835</b>	<b>.460</b>	<b>2</b>	<b>37</b>	<b>.054</b>	<b>2,697</b>	<b>3,832</b>	<b>.699</b>	<b>6,116</b>	<b>1,199</b>	<b>10,805</b>	<b>10.3</b>

## 00-Tony Campbell (Ohio State) Pos: F Ht: 6-7 Wt: 215 DOB: 5/7/62

Year	G	FGM	FGA	PCT	3FGM	3FGA	PCT	FTM	FTA	PCT	REB	AST	PTS	AVG
1984-85	56	130	262	.496	0	1	.000	56	70	.800	89	24	316	5.6
1985-86	82	294	608	.484	2	9	.222	58	73	.795	236	45	648	7.9
1986-87	40	57	145	.393	0	3	.000	24	39	.615	58	19	138	3.5
<b>Det. Totals</b>	<b>178</b>	<b>481</b>	<b>1,015</b>	<b>.474</b>	<b>2</b>	<b>13</b>	<b>.153</b>	<b>138</b>	<b>182</b>	<b>.758</b>	<b>383</b>	<b>88</b>	<b>1,102</b>	<b>6.2</b>
<b>NBA Totals</b>	<b>612</b>	<b>3,019</b>	<b>6,589</b>	<b>.458</b>	<b>52</b>	<b>222</b>	<b>.234</b>	<b>1,435</b>	<b>1,825</b>	<b>.786</b>	<b>1,964</b>	<b>950</b>	<b>7,525</b>	<b>12.3</b>

## 35-Brian Cardinal (Purdue) Pos: F Ht: 6-8 Wt: 245 DOB: 5/2/77

Year	G	FGM	FGA	PCT	3FGM	3FGA	PCT	FTM	FTA	PCT	REB	AST	PTS	AVG
2000-01	15	10	31	.323	0	5	.000	11	18	.611	23	3	31	2.1
2001-02	8	6	13	.462	3	7	.429	2	2	1.000	6	2	17	2.1
<b>Det. Totals</b>	<b>23</b>	<b>16</b>	<b>44</b>	<b>.364</b>	<b>3</b>	<b>12</b>	<b>.250</b>	<b>13</b>	<b>20</b>	<b>.650</b>	<b>29</b>	<b>5</b>	<b>48</b>	<b>2.1</b>
<b>NBA Totals</b>	<b>263</b>	<b>528</b>	<b>1,268</b>	<b>.416</b>	<b>158</b>	<b>416</b>	<b>.380</b>	<b>468</b>	<b>547</b>	<b>.856</b>	<b>786</b>	<b>309</b>	<b>1,682</b>	<b>6.4</b>

## 32-Kenny Carr (North Carolina State) Pos: F Ht: 6-7 Wt: 220 DOB: 8/15/55

Year	G	FGM	FGA	PCT	3FGM	3FGA	PCT	FTM	FTA	PCT	REB	AST	PTS	AVG
1981-82	28	77	168	.458	0	1	.000	53	82	.646	137	23	207	7.4
<b>Det. Totals</b>	<b>28</b>	<b>77</b>	<b>168</b>	<b>.458</b>	<b>0</b>	<b>1</b>	<b>.000</b>	<b>53</b>	<b>82</b>	<b>.646</b>	<b>137</b>	<b>23</b>	<b>207</b>	<b>7.4</b>
<b>NBA Totals</b>	<b>674</b>	<b>3,057</b>	<b>5,998</b>	<b>.510</b>	<b>3</b>	<b>38</b>	<b>.079</b>	<b>1,696</b>	<b>2,479</b>	<b>.684</b>	<b>4,999</b>	<b>923</b>	<b>7,813</b>	<b>11.6</b>

## 30-M.L. Carr (Guilford) Pos: F Ht: 6-6 Wt: 205 DOB: 1/9/51

Year	G	FGM	FGA	PCT	3FGM	3FGA	PCT	FTM	FTA	PCT	REB	AST	PTS	AVG
1976-77	82	443	931	.476	-	-	-	205	279	.735	631	181	1,091	13.3
1977-78	79	390	857	.455	-	-	-	200	271	.738	557	185	980	12.4
1978-79	80	587	1,143	.514	-	-	-	323	435	.743	589	262	1,497	18.7
<b>Det. Totals</b>	<b>241</b>	<b>1,420</b>	<b>2,931</b>	<b>.484</b>	-	-	-	<b>728</b>	<b>985</b>	<b>.739</b>	<b>1,777</b>	<b>458</b>	<b>3,568</b>	<b>14.8</b>
<b>NBA Totals</b>	<b>604</b>	<b>2,330</b>	<b>4,954</b>	<b>.470</b>	<b>33</b>	<b>129</b>	<b>.256</b>	<b>1,160</b>	<b>1,555</b>	<b>.746</b>	<b>2,595</b>	<b>1,112</b>	<b>5,853</b>	<b>9.7</b>

## 12-George Carter (St. Bonaventure) Pos: F Ht: 6-5 Wt: 220 DOB: 1/10/44

Year	G	FGM	FGA	PCT	3FGM	3FGA	PCT	FTM	FTA	PCT	REB	AST	PTS	AVG
1967-68	1	1	2	.500	-	-	-	1	1	1.000	0	1	3	3.0
<b>Det. Totals</b>	<b>1</b>	<b>1</b>	<b>2</b>	<b>.500</b>	-	-	-	<b>1</b>	<b>1</b>	<b>1.000</b>	<b>0</b>	<b>1</b>	<b>3</b>	<b>3.0</b>
<b>NBA Totals</b>	<b>1</b>	<b>1</b>	<b>2</b>	<b>.500</b>	-	-	-	<b>1</b>	<b>1</b>	<b>1.000</b>	<b>0</b>	<b>1</b>	<b>3</b>	<b>3.0</b>

## 45-Cornelius Cash (Bowling Green) Pos: F Ht: 6-8 Wt: 215 DOB: 3/3/52

Year	G	FGM	FGA	PCT	3FGM	3FGA	PCT	FTM	FTA	PCT	REB	AST	PTS	AVG
1976-77	6	9	23	.391	-	-	-	3	6	.500	16	1	21	3.5
<b>Det. Totals</b>	<b>6</b>	<b>9</b>	<b>23</b>	<b>.391</b>	-	-	-	<b>3</b>	<b>6</b>	<b>.500</b>	<b>16</b>	<b>1</b>	<b>21</b>	<b>3.5</b>
<b>NBA Totals</b>	<b>6</b>	<b>9</b>	<b>23</b>	<b>.391</b>	-	-	-	<b>3</b>	<b>6</b>	<b>.500</b>	<b>16</b>	<b>1</b>	<b>21</b>	<b>3.5</b>

# ALL-TIME PISTONS ROSTER • HISTORY

## 13-Kelvin Cato (Iowa State) Pos: C Ht: 6-11 Wt: 275 DOB: 8/26/74

Year	G	FGM	FGA	PCT	3FGM	3FGA	PCT	FTM	FTA	PCT	REB	AST	PTS	AVG
2005-06	4	5	12	.417	0	0	-	0	0	-	7	2	10	2.5
<b>Det. Totals</b>	<b>4</b>	<b>5</b>	<b>12</b>	<b>.417</b>	<b>0</b>	<b>0</b>	<b>-</b>	<b>0</b>	<b>0</b>	<b>-</b>	<b>7</b>	<b>2</b>	<b>10</b>	<b>2.5</b>
<b>NBA Totals</b>	<b>541</b>	<b>1,123</b>	<b>2,216</b>	<b>.507</b>	<b>1</b>	<b>13</b>	<b>.077</b>	<b>713</b>	<b>1,107</b>	<b>.644</b>	<b>2,874</b>	<b>244</b>	<b>2,960</b>	<b>5.5</b>

## 23-Cedric Ceballos (Cal State-Fullerton) Pos: F Ht: 6-7 Wt: 220 DOB: 8/2/69

Year	G	FGM	FGA	PCT	3FGM	3FGA	PCT	FTM	FTA	PCT	REB	AST	PTS	AVG
2000-01	13	28	71	.394	11	40	.275	8	10	.800	26	7	75	5.8
<b>Det. Totals</b>	<b>13</b>	<b>28</b>	<b>71</b>	<b>.394</b>	<b>11</b>	<b>40</b>	<b>.275</b>	<b>8</b>	<b>10</b>	<b>.800</b>	<b>26</b>	<b>7</b>	<b>75</b>	<b>5.8</b>
<b>NBA Totals</b>	<b>609</b>	<b>3,414</b>	<b>6,824</b>	<b>.500</b>	<b>235</b>	<b>760</b>	<b>.309</b>	<b>1,630</b>	<b>2,165</b>	<b>.753</b>	<b>3,258</b>	<b>723</b>	<b>8,693</b>	<b>14.3</b>

## 45-Len Chappell (Wake Forest) Pos: F Ht: 6-8 Wt: 240 DOB: 1/31/41

Year	G	FGM	FGA	PCT	3FGM	3FGA	PCT	FTM	FTA	PCT	REB	AST	PTS	AVG
1967-68	57	220	428	.514	-	-	-	130	184	.707	346	48	570	10.0
<b>Det. Totals</b>	<b>57</b>	<b>220</b>	<b>428</b>	<b>.514</b>	-	-	-	<b>130</b>	<b>184</b>	<b>.707</b>	<b>346</b>	<b>48</b>	<b>570</b>	<b>10.0</b>
<b>NBA Totals</b>	<b>591</b>	<b>2,212</b>	<b>4,898</b>	<b>.452</b>	-	-	-	<b>1,197</b>	<b>1,732</b>	<b>.691</b>	<b>3,113</b>	<b>434</b>	<b>5,621</b>	<b>9.5</b>

## 34-Pete Chilcutt (North Carolina) Pos: F Ht: 6-10 Wt: 230 DOB: 9/14/68

Year	G	FGM	FGA	PCT	3FGM	3FGA	PCT	FTM	FTA	PCT	REB	AST	PTS	AVG
1993-94	30	51	120	.425	3	14	.214	10	13	.769	100	15	115	3.8
<b>Det. Totals</b>	<b>30</b>	<b>51</b>	<b>120</b>	<b>.425</b>	<b>3</b>	<b>14</b>	<b>.214</b>	<b>10</b>	<b>13</b>	<b>.769</b>	<b>100</b>	<b>15</b>	<b>115</b>	<b>3.8</b>
<b>NBA Totals</b>	<b>584</b>	<b>1,044</b>	<b>2,368</b>	<b>.441</b>	<b>188</b>	<b>494</b>	<b>.381</b>	<b>218</b>	<b>313</b>	<b>.696</b>	<b>1,935</b>	<b>488</b>	<b>2,494</b>	<b>4.3</b>

## 11-Archie Clark (Minnesota) Pos: G Ht: 6-2 Wt: 175 DOB: 7/15/41

Year	G	FGM	FGA	PCT	3FGM	3FGA	PCT	FTM	FTA	PCT	REB	AST	PTS	AVG
1975-76	79	250	577	.433	-	-	-	100	116	.862	137	218	600	7.6
<b>Det. Totals</b>	<b>79</b>	<b>250</b>	<b>577</b>	<b>.433</b>	-	-	-	<b>100</b>	<b>116</b>	<b>.862</b>	<b>137</b>	<b>218</b>	<b>600</b>	<b>7.6</b>
<b>NBA Totals</b>	<b>725</b>	<b>4,693</b>	<b>9,784</b>	<b>.480</b>	-	-	-	<b>2,433</b>	<b>3,163</b>	<b>.769</b>	<b>2,427</b>	<b>3,498</b>	<b>11,819</b>	<b>16.3</b>

## 24-Mateen Cleaves (Michigan State) Pos: G Ht: 6-2 Wt: 205 DOB: 9/7/77

Year	G	FGM	FGA	PCT	3FGM	3FGA	PCT	FTM	FTA	PCT	REB	AST	PTS	AVG
2000-01	78	160	400	.400	5	17	.294	97	137	.708	132	207	422	5.4
<b>Det. Totals</b>	<b>78</b>	<b>160</b>	<b>400</b>	<b>.400</b>	<b>5</b>	<b>17</b>	<b>.294</b>	<b>97</b>	<b>137</b>	<b>.708</b>	<b>132</b>	<b>207</b>	<b>422</b>	<b>5.4</b>
<b>NBA Totals</b>	<b>167</b>	<b>233</b>	<b>599</b>	<b>.389</b>	<b>12</b>	<b>45</b>	<b>.267</b>	<b>131</b>	<b>180</b>	<b>.728</b>	<b>175</b>	<b>310</b>	<b>609</b>	<b>3.6</b>

## 24-Nat Clifton (Xavier, LA) Pos: F Ht: 6-7 Wt: 235 DOB: 10/13/22

Year	G	FGM	FGA	PCT	3FGM	3FGA	PCT	FTM	FTA	PCT	REB	AST	PTS	AVG
1957-58	68	217	597	.363	-	-	-	91	146	.623	403	76	525	7.7
<b>Det. Totals</b>	<b>68</b>	<b>217</b>	<b>597</b>	<b>.363</b>	-	-	-	<b>9</b>						



# HISTORY • ALL-TIME PISTONS ROSTER

## 42-Ron Crevier (Boston College) Pos: C Ht: 7-0 Wt: 235 DOB: 8/14/53

Year	G	FGM	FGA	PCT	3FGM	3FGA	PCT	FTM	FTA	PCT	REB	AST	PTS	AVG
1985-86	2	0	2	.000	-	-	-	0	2	.000	1	0	0	0.0
<b>Det. Totals</b>	<b>2</b>	<b>0</b>	<b>2</b>	<b>.000</b>	<b>-</b>	<b>-</b>	<b>-</b>	<b>0</b>	<b>2</b>	<b>.000</b>	<b>1</b>	<b>0</b>	<b>0</b>	<b>0.0</b>
<b>NBA Totals</b>	<b>3</b>	<b>0</b>	<b>3</b>	<b>.000</b>	<b>-</b>	<b>-</b>	<b>-</b>	<b>0</b>	<b>2</b>	<b>.000</b>	<b>1</b>	<b>0</b>	<b>0</b>	<b>0.0</b>

## 22-John Crotty (Virginia) Pos: G Ht: 6-2 Wt: 194 DOB: 7/15/69

Year	G	FGM	FGA	PCT	3FGM	3FGA	PCT	FTM	FTA	PCT	REB	AST	PTS	AVG
1999-00	69	106	251	.422	33	80	.413	80	93	.860	75	128	325	4.7
<b>Det. Totals</b>	<b>69</b>	<b>106</b>	<b>251</b>	<b>.422</b>	<b>33</b>	<b>80</b>	<b>.413</b>	<b>80</b>	<b>93</b>	<b>.860</b>	<b>75</b>	<b>128</b>	<b>325</b>	<b>4.7</b>
<b>NBA Totals</b>	<b>477</b>	<b>625</b>	<b>1,449</b>	<b>.431</b>	<b>144</b>	<b>375</b>	<b>.384</b>	<b>509</b>	<b>608</b>	<b>.837</b>	<b>502</b>	<b>999</b>	<b>1,903</b>	<b>4.0</b>

## 23-Earl Cureton (Detroit) Pos: F/C Ht: 6-9 Wt: 210 DOB: 8/3/57

Year	G	FGM	FGA	PCT	3FGM	3FGA	PCT	FTM	FTA	PCT	REB	AST	PTS	AVG
1983-84	73	81	177	.458	0	1	.000	31	59	.525	287	36	193	2.6
1984-85	81	207	428	.484	0	3	.000	82	144	.569	419	83	496	6.1
1985-86	80	285	564	.505	0	2	.000	117	211	.555	504	137	687	8.6
<b>Det. Totals</b>	<b>234</b>	<b>573</b>	<b>1,169</b>	<b>.490</b>	<b>0</b>	<b>6</b>	<b>.000</b>	<b>230</b>	<b>414</b>	<b>.555</b>	<b>1,210</b>	<b>256</b>	<b>1,376</b>	<b>5.9</b>
<b>NBA Totals</b>	<b>674</b>	<b>1,545</b>	<b>3,263</b>	<b>.474</b>	<b>0</b>	<b>16</b>	<b>.000</b>	<b>530</b>	<b>985</b>	<b>.538</b>	<b>3,172</b>	<b>678</b>	<b>3,120</b>	<b>5.4</b>

## 17-Bill Curley (Boston College) Pos: F/C Ht: 6-9 Wt: 245 DOB: 5/29/72

Year	G	FGM	FGA	PCT	3FGM	3FGA	PCT	FTM	FTA	PCT	REB	AST	PTS	AVG
1994-95	53	58	134	.433	-	-	-	27	36	.750	124	25	143	2.7
<b>Det. Totals</b>	<b>53</b>	<b>58</b>	<b>134</b>	<b>.433</b>	<b>-</b>	<b>-</b>	<b>-</b>	<b>27</b>	<b>36</b>	<b>.750</b>	<b>124</b>	<b>25</b>	<b>143</b>	<b>2.7</b>
<b>NBA Totals</b>	<b>147</b>	<b>157</b>	<b>354</b>	<b>.444</b>	<b>2</b>	<b>9</b>	<b>.222</b>	<b>78</b>	<b>105</b>	<b>.743</b>	<b>290</b>	<b>60</b>	<b>394</b>	<b>2.7</b>

## 12-Michael Curry (Georgia Southern) Pos: G Ht: 6-5 Wt: 210 DOB: 8/22/68

Year	G	FGM	FGA	PCT	3FGM	3FGA	PCT	FTM	FTA	PCT	REB	AST	PTS	AVG
1995-96	41	70	151	.464	20	50	.400	41	58	.707	80	26	201	4.9
1996-97	81	99	221	.448	23	77	.299	97	108	.898	119	43	318	3.9
1999-00	82	182	379	.480	1	5	.200	141	168	.839	104	87	506	6.2
2000-01	68	145	319	.455	4	9	.444	62	73	.849	121	132	356	5.2
2001-02	82	125	276	.453	7	26	.269	72	91	.791	168	127	329	4.0
2002-03	78	92	229	.402	16	54	.296	36	45	.800	127	104	236	3.0
<b>Det. Totals</b>	<b>432</b>	<b>713</b>	<b>1,575</b>	<b>.453</b>	<b>71</b>	<b>221</b>	<b>.321</b>	<b>449</b>	<b>543</b>	<b>.827</b>	<b>719</b>	<b>519</b>	<b>1,946</b>	<b>4.5</b>
<b>NBA Totals</b>	<b>667</b>	<b>1,094</b>	<b>2,448</b>	<b>.447</b>	<b>79</b>	<b>265</b>	<b>.298</b>	<b>719</b>	<b>872</b>	<b>.825</b>	<b>1,045</b>	<b>804</b>	<b>2,986</b>	<b>4.5</b>

## 45-Adrian Dantley (Notre Dame) Pos: F Ht: 6-5 Wt: 208 DOB: 2/28/56

Year	G	FGM	FGA	PCT	3FGM	3FGA	PCT	FTM	FTA	PCT	REB	AST	PTS	AVG
1986-87	81	601	1126	.534	1	6	.167	539	664	.812	332	162	1,742	21.5
1987-88	69	444	863	.514	0	2	.000	492	572	.860	227	171	1,380	20.0
1988-89	42	258	495	.521	-	-	-	256	305	.839	164	93	772	18.4
<b>Det. Totals</b>	<b>192</b>	<b>1,303</b>	<b>2,484</b>	<b>.525</b>	<b>1</b>	<b>8</b>	<b>.125</b>	<b>1,287</b>	<b>1,541</b>	<b>.835</b>	<b>723</b>	<b>426</b>	<b>3,894</b>	<b>20.3</b>
<b>NBA Totals</b>	<b>955</b>	<b>8,169</b>	<b>15,121</b>	<b>.540</b>	<b>7</b>	<b>41</b>	<b>.171</b>	<b>6,832</b>	<b>8,351</b>	<b>.818</b>	<b>5,455</b>	<b>2,830</b>	<b>23,177</b>	<b>24.3</b>

## 9-Kornel David (Hungary) Pos: F Ht: 6-9 Wt: 230 DOB: 10/22/71

Year	G	FGM	FGA	PCT	3FGM	3FGA	PCT	FTM	FTA	PCT	REB	AST	PTS	AVG
2000-01	10	10	22	.455	-	-	-	-	-	-	19	3	20	2.0
<b>Det. Totals</b>	<b>10</b>	<b>10</b>	<b>22</b>	<b>.455</b>	<b>-</b>	<b>-</b>	<b>-</b>	<b>-</b>	<b>-</b>	<b>-</b>	<b>19</b>	<b>3</b>	<b>20</b>	<b>2.0</b>
<b>NBA Totals</b>	<b>109</b>	<b>201</b>	<b>451</b>	<b>.446</b>	<b>0</b>	<b>4</b>	<b>.000</b>	<b>147</b>	<b>180</b>	<b>.817</b>	<b>306</b>	<b>64</b>	<b>549</b>	<b>5.0</b>

## 34-Dale Davis (Clemson) Pos: C Ht: 6-11 Wt: 252 DOB: 3/25/69

Year	G	FGM	FGA	PCT	3FGM	3FGA	PCT	FTM	FTA	PCT	REB	AST	PTS	AVG
2005-06	28	9	24	.375	0	1	.000	8	15	.533	53	6	26	0.9
2006-07	46	33	74	.446	-	-	-	17	26	.654	137	12	83	1.8
<b>Det. Totals</b>	<b>74</b>	<b>42</b>	<b>98</b>	<b>.429</b>	<b>0</b>	<b>1</b>	<b>.000</b>	<b>25</b>	<b>41</b>	<b>.610</b>	<b>190</b>	<b>18</b>	<b>109</b>	<b>1.5</b>
<b>NBA Totals</b>	<b>1,094</b>	<b>3,592</b>	<b>6,779</b>	<b>.530</b>	<b>0</b>	<b>8</b>	<b>.000</b>	<b>1,522</b>	<b>2,708</b>	<b>.562</b>	<b>8,605</b>	<b>978</b>	<b>8,706</b>	<b>8.0</b>

# ALL-TIME PISTONS ROSTER • HISTORY

## 44-Hubert Davis (North Carolina) Pos: G Ht: 6-5 Wt: 183 DOB: 5/17/70

Year	G	FGM	FGA	PCT	3FGM	3FGA	PCT	FTM	FTA	PCT	REB	AST	PTS	AVG
2002-03	43	31	79	.392	12	36	.333	5	6	.833	36	29	79	1.8
2003-04	3	0	2	.000	0	1	.000	-	-	-	0	1	0	0.0
<b>Det. Totals</b>	<b>46</b>	<b>31</b>	<b>81</b>	<b>.383</b>	<b>12</b>	<b>37</b>	<b>.324</b>	<b>5</b>	<b>6</b>	<b>.833</b>	<b>36</b>	<b>30</b>	<b>79</b>	<b>1.7</b>
<b>NBA Totals</b>	<b>685</b>	<b>2,108</b>	<b>4,600</b>	<b>.458</b>	<b>728</b>	<b>1,651</b>	<b>.441</b>	<b>639</b>	<b>763</b>	<b>.837</b>	<b>1,045</b>	<b>1,172</b>	<b>5,583</b>	<b>8.2</b>

## 20-Jim Davis (Colorado) Pos: F Ht: 6-9 1/2 Wt: 230 DOB: 12/18/41

Year	G	FGM	FGA	PCT	3FGM	3FGA	PCT	FTM	FTA	PCT	REB	AST	PTS	AVG
1971-72	52	121	251	.482	-	-	-	64	98	.653	196	38	306	5.9
1972-73	73	131	257	.510	-	-	-	72	114	.632	261	56	334	4.6
1973-74	78	117	283	.413	-	-	-	90	139	.647	293	86	324	4.2
1974-75	79	118	260	.454	-	-	-	85	117	.726	285	90	321	4.1
<b>Det. Totals</b>	<b>282</b>	<b>487</b>	<b>1,051</b>	<b>.463</b>	<b>-</b>	<b>-</b>	<b>-</b>	<b>311</b>	<b>468</b>	<b>.665</b>	<b>1,035</b>	<b>270</b>	<b>1,285</b>	<b>4.5</b>
<b>NBA Totals</b>	<b>597</b>	<b>1,518</b>	<b>3,291</b>	<b>.461</b>	<b>-</b>	<b>-</b>	<b>-</b>	<b>961</b>	<b>1,425</b>	<b>.674</b>	<b>3,109</b>	<b>739</b>	<b>3,997</b>	<b>6.7</b>

## 50-Darryl Dawkins (None) Pos: C Ht: 6-11 Wt: 252 DOB: 1/11/57

Year	G	FGM	FGA	PCT	3FGM	3FGA	PCT	FTM	FTA	PCT	REB	AST	PTS	AVG
1987-88	2	1	2	.500	-	-	-	2	3	.667	0	1	4	2.0
1988-89	14	9	19	.474	-	-	-	9	18	.500	7	1	27	1.9
<b>Det. Totals</b>	<b>16</b>	<b>10</b>	<b>21</b>	<b>.476</b>	<b>-</b>	<b>-</b>	<b>-</b>	<b>11</b>	<b>21</b>	<b>.524</b>	<b>7</b>	<b>2</b>	<b>31</b>	<b>1.9</b>
<b>NBA Totals</b>	<b>726</b>	<b>3,477</b>	<b>6,079</b>	<b>.572</b>	<b>2</b>	<b>15</b>	<b>.133</b>	<b>1,777</b>	<b>2,593</b>	<b>.685</b>	<b>4,432</b>	<b>917</b>	<b>8,733</b>	<b>12.0</b>

## 12-Johnny Dawkins (Duke) Pos: G Ht: 6-2 Wt: 170 DOB: 9/28/63

Year	G	FGM	FGA	PCT	3FGM	3FGA	PCT	FTM	FTA	PCT	REB	AST	PTS	AVG
1994-95	50	125	270	.463	25	73	.342	50	55	.909	113	205	325	6.5
<b>Det. Totals</b>	<b>50</b>	<b>125</b>	<b>270</b>	<b>.463</b>	<b>25</b>	<b>73</b>	<b>.342</b>	<b>50</b>	<b>55</b>	<b>.909</b>	<b>113</b>	<b>205</b>	<b>325</b>	<b>6.5</b>
<b>NBA Totals</b>	<b>363</b>	<b>1,445</b>	<b>3,176</b>	<b>.455</b>	<b>147</b>	<b>433</b>	<b>.339</b>	<b>631</b>	<b>738</b>	<b>.855</b>	<b>862</b>	<b>2,003</b>	<b>3,668</b>	<b>10.1</b>

## 22-Dave DeBusschere (Detroit) Pos: F Ht: 6-6 Wt: 225 DOB: 10/16/40

Year	G	FGM	FGA	PCT	3FGM	3FGA	PCT	FTM	FTA	PCT	REB	AST	PTS	AVG
1962-63	80	406	944	.430	-	-	-	206	287	.718	694	207	1,018	12.7
1963-64	15	52	133	.391	-	-	-	25	43	.581	105	23	129	8.6
1964-65	79	508	1196	.425	-	-	-	306	437	.700	874	253	1,322	16.7
1965-66	79	524	1284	.408	-	-	-	249	378	.659	916	209	1,297	16.4
1966-67	78													



# HISTORY • ALL-TIME PISTONS ROSTER

**00-Tony Delk (Kentucky)** Pos: G Ht: 6-2 Wt: 189 DOB: 1/28/74

Year	G	FGM	FGA	PCT	3FGM	3FGA	PCT	FTM	FTA	PCT	REB	AST	PTS	AVG
2005-06	23	71	160	.444	20	47	.426	18	25	.720	51	33	180	7.8
<b>Det. Totals</b>	<b>23</b>	<b>71</b>	<b>160</b>	<b>.444</b>	<b>20</b>	<b>47</b>	<b>.426</b>	<b>18</b>	<b>25</b>	<b>.720</b>	<b>51</b>	<b>33</b>	<b>180</b>	<b>7.8</b>
<b>NBA Totals</b>	<b>545</b>	<b>1,874</b>	<b>4,593</b>	<b>.408</b>	<b>472</b>	<b>1,376</b>	<b>.343</b>	<b>737</b>	<b>958</b>	<b>.769</b>	<b>1,351</b>	<b>1,024</b>	<b>4,957</b>	<b>9.1</b>

**34-Fennis Dembo (Wyoming)** Pos: G Ht: 6-6 Wt: 215 DOB: 1/24/66

Year	G	FGM	FGA	PCT	3FGM	3FGA	PCT	FTM	FTA	PCT	REB	AST	PTS	AVG
1988-89	31	14	42	.333	0	4	.000	8	10	.800	23	5	36	1.2
<b>Det. Totals</b>	<b>31</b>	<b>14</b>	<b>42</b>	<b>.333</b>	<b>0</b>	<b>4</b>	<b>.000</b>	<b>8</b>	<b>10</b>	<b>.800</b>	<b>23</b>	<b>5</b>	<b>36</b>	<b>1.2</b>
<b>NBA Totals</b>	<b>31</b>	<b>14</b>	<b>42</b>	<b>.333</b>	<b>0</b>	<b>4</b>	<b>.000</b>	<b>8</b>	<b>10</b>	<b>.800</b>	<b>23</b>	<b>5</b>	<b>36</b>	<b>1.2</b>

**22-Henry Dickerson (Charleston)** Pos: G Ht: 6-4 Wt: 190 DOB: 11/27/51

Year	G	FGM	FGA	PCT	3FGM	3FGA	PCT	FTM	FTA	PCT	REB	AST	PTS	AVG
1975-76	17	9	29	.310	-	-	-	10	16	.625	3	8	28	1.6
<b>Det. Totals</b>	<b>17</b>	<b>9</b>	<b>29</b>	<b>.310</b>	<b>-</b>	<b>-</b>	<b>-</b>	<b>10</b>	<b>16</b>	<b>.625</b>	<b>3</b>	<b>8</b>	<b>28</b>	<b>1.6</b>
<b>NBA Totals</b>	<b>23</b>	<b>15</b>	<b>41</b>	<b>.366</b>	<b>-</b>	<b>-</b>	<b>-</b>	<b>15</b>	<b>24</b>	<b>.625</b>	<b>5</b>	<b>19</b>	<b>45</b>	<b>2.0</b>

**18, 43-Terry Dischinger (Purdue)** Pos: F Ht: 6-7 Wt: 200 DOB: 11/21/40

Year	G	FGM	FGA	PCT	3FGM	3FGA	PCT	FTM	FTA	PCT	REB	AST	PTS	AVG
1964-65	80	568	1153	.493	-	-	-	320	424	.755	479	198	1456	18.2
1967-68	78	394	797	.494	-	-	-	237	311	.762	483	114	1025	13.1
1968-69	75	264	513	.515	-	-	-	130	178	.730	323	93	658	8.8
1969-70	75	342	650	.526	-	-	-	174	241	.722	369	106	858	11.4
1970-71	65	304	568	.535	-	-	-	161	211	.763	339	113	769	11.8
1971-72	79	295	574	.514	-	-	-	156	200	.780	338	92	746	9.4
<b>Det. Totals</b>	<b>452</b>	<b>2,167</b>	<b>4,255</b>	<b>.509</b>	<b>-</b>	<b>-</b>	<b>-</b>	<b>1,178</b>	<b>1,565</b>	<b>.752</b>	<b>2,331</b>	<b>716</b>	<b>5,512</b>	<b>12.2</b>
<b>NBA Totals</b>	<b>652</b>	<b>3,457</b>	<b>6,836</b>	<b>.506</b>	<b>-</b>	<b>-</b>	<b>-</b>	<b>2,098</b>	<b>2,768</b>	<b>.758</b>	<b>3,646</b>	<b>1,151</b>	<b>9,012</b>	<b>13.8</b>

**8-Juan Dixon (Maryland)** Pos: G Ht: 6-3 Wt: 165 DOB: 10/9/78

Year	G	FGM	FGA	PCT	3FGM	3FGA	PCT	FTM	FTA	PCT	REB	AST	PTS	AVG
2007-08	17	47	98	.480	13	33	.394	3	7	.429	28	32	110	6.5
<b>Det. Totals</b>	<b>17</b>	<b>47</b>	<b>98</b>	<b>.480</b>	<b>13</b>	<b>33</b>	<b>.394</b>	<b>3</b>	<b>7</b>	<b>.429</b>	<b>28</b>	<b>32</b>	<b>110</b>	<b>6.5</b>
<b>NBA Totals</b>	<b>386</b>	<b>1,299</b>	<b>3,137</b>	<b>.414</b>	<b>306</b>	<b>897</b>	<b>.341</b>	<b>513</b>	<b>618</b>	<b>.830</b>	<b>749</b>	<b>657</b>	<b>3,417</b>	<b>8.9</b>

**13-Leon Douglas (Alabama)** Pos: C Ht: 6-10 Wt: 230 DOB: 8/26/54

Year	G	FGM	FGA	PCT	3FGM	3FGA	PCT	FTM	FTA	PCT	REB	AST	PTS	AVG
1976-77	82	245	512	.479	-	-	-	127	229	.555	526	68	617	7.5
1977-78	79	321	667	.481	-	-	-	221	345	.641	582	112	863	10.9
1978-79	78	342	698	.490	-	-	-	208	328	.634	664	74	892	11.4
1979-80	70	221	455	.486	0	1	.000	125	185	.676	501	121	567	8.1
<b>Det. Totals</b>	<b>309</b>	<b>1,129</b>	<b>2,332</b>	<b>.484</b>	<b>0</b>	<b>1</b>	<b>.000</b>	<b>681</b>	<b>1,087</b>	<b>.626</b>	<b>2,273</b>	<b>375</b>	<b>2,939</b>	<b>9.5</b>
<b>NBA Totals</b>	<b>456</b>	<b>1,386</b>	<b>2,798</b>	<b>.495</b>	<b>0</b>	<b>1</b>	<b>.000</b>	<b>815</b>	<b>1,355</b>	<b>.601</b>	<b>2,954</b>	<b>479</b>	<b>3,587</b>	<b>7.9</b>

**44-Sonny Dove (St. John's)** Pos: F Ht: 6-8 Wt: 200 DOB: 8/16/45

Year	G	FGM	FGA	PCT	3FGM	3FGA	PCT	FTM	FTA	PCT	REB	AST	PTS	AVG
1967-68	28	22	75	.293	-	-	-	12	26	.462	52	11	56	2.0
1968-69	29	47	100	.470	-	-	-	24	36	.667	62	12	118	4.1
<b>Det. Totals</b>	<b>57</b>	<b>69</b>	<b>175</b>	<b>.394</b>	<b>-</b>	<b>-</b>	<b>-</b>	<b>36</b>	<b>62</b>	<b>.581</b>	<b>114</b>	<b>23</b>	<b>174</b>	<b>3.1</b>
<b>NBA Totals</b>	<b>57</b>	<b>69</b>	<b>175</b>	<b>.394</b>	<b>-</b>	<b>-</b>	<b>-</b>	<b>36</b>	<b>62</b>	<b>.581</b>	<b>114</b>	<b>23</b>	<b>174</b>	<b>3.1</b>

**6-Dan Doyle (Belmont Abbey)** Pos: F Ht: 6-8 Wt: 200 DOB: 2/6/40

Year	G	FGM	FGA	PCT	3FGM	3FGA	PCT	FTM	FTA	PCT	REB	AST	PTS	AVG
1962-63	4	6	12	.500	-	-	-	4	5	.800	8	3	16	4.0
<b>Det. Totals</b>	<b>4</b>	<b>6</b>	<b>12</b>	<b>.500</b>	<b>-</b>	<b>-</b>	<b>-</b>	<b>4</b>	<b>5</b>	<b>.800</b>	<b>8</b>	<b>3</b>	<b>16</b>	<b>4.0</b>
<b>NBA Totals</b>	<b>4</b>	<b>6</b>	<b>12</b>	<b>.500</b>	<b>-</b>	<b>-</b>	<b>-</b>	<b>4</b>	<b>5</b>	<b>.800</b>	<b>8</b>	<b>3</b>	<b>16</b>	<b>4.0</b>

# ALL-TIME PISTONS ROSTER • HISTORY

**22-Larry Drew (Missouri)** Pos: G Ht: 6-1 1/2 Wt: 175 DOB: 3/2/58

Year	G	FGM	FGA	PCT	3FGM	3FGA	PCT	FTM	FTA	PCT	REB	AST	PTS	AVG
1980-81	76	197	484	.407	4	17	.235	106	133	.797	120	249	504	6.6
<b>Det. Totals</b>	<b>76</b>	<b>197</b>	<b>484</b>	<b>.407</b>	<b>4</b>	<b>17</b>	<b>.235</b>	<b>106</b>	<b>133</b>	<b>.797</b>	<b>120</b>	<b>249</b>	<b>504</b>	<b>6.6</b>
<b>NBA Totals</b>	<b>714</b>	<b>3,308</b>	<b>7,085</b>	<b>.467</b>	<b>118</b>	<b>405</b>	<b>.291</b>	<b>1,376</b>	<b>1,724</b>	<b>.798</b>	<b>1,265</b>	<b>3,702</b>	<b>8,110</b>	<b>11.4</b>

**17-Terry Driscoll (Boston College)** Pos: F Ht: 6-7 Wt: 215 DOB: 8/28/47

Year	G	FGM	FGA	PCT	3FGM	3FGA	PCT	FTM	FTA	PCT	REB	AST	PTS	AVG
1970-71	69	132	318	.415	-	-	-	108	154	.701	402	54	372	5.4
<b>Det. Totals</b>	<b>69</b>	<b>132</b>	<b>318</b>	<b>.415</b>	<b>-</b>	<b>-</b>	<b>-</b>	<b>108</b>	<b>154</b>	<b>.701</b>	<b>402</b>	<b>54</b>	<b>372</b>	<b>5.4</b>
<b>NBA Totals</b>	<b>244</b>	<b>403</b>	<b>949</b>	<b>.425</b>	<b>-</b>	<b>-</b>	<b>-</b>	<b>209</b>	<b>303</b>	<b>.690</b>	<b>1,026</b>	<b>189</b>	<b>1,015</b>	<b>4.2</b>

**42-Terry Duerod (Detroit)** Pos: G Ht: 6-2 Wt: 180 DOB: 7/29/56

Year	G	FGM	FGA	PCT	3FGM	3FGA	PCT	FTM	FTA	PCT	REB	AST	PTS	AVG
1979-80	67	282	598	.472	15	53	.283	45	66	.682	98	117	624	9.3
<b>Det. Totals</b>	<b>67</b>	<b>282</b>	<b>598</b>	<b>.472</b>	<b>15</b>	<b>53</b>	<b>.283</b>	<b>45</b>	<b>66</b>	<b>.682</b>	<b>98</b>	<b>117</b>	<b>624</b>	<b>9.3</b>
<b>NBA Totals</b>	<b>143</b>	<b>429</b>	<b>928</b>	<b>.462</b>	<b>23</b>	<b>70</b>	<b>.329</b>	<b>80</b>	<b>119</b>	<b>.672</b>	<b>160</b>	<b>170</b>	<b>961</b>	<b>6.7</b>

**25-Bob Duffy (Tulane)** Pos: G Ht: 6-3 Wt: 185 DOB: 9/26/40

Year	G	FGM	FGA	PCT	3FGM	3FGA	PCT	FTM	FTA	PCT	REB	AST	PTS	AVG
1963-64	42	88	207	.425	-	-	-	38	56	.679	54	74	214	5.1
1964-65	4	4	11	.364	-	-	-	6	7	.857	4	5	14	3.5
<b>Det. Totals</b>	<b>46</b>	<b>92</b>	<b>218</b>	<b>.422</b>	<b>-</b>	<b>-</b>	<b>-</b>	<b>44</b>	<b>63</b>	<b>.698</b>	<b>58</b>	<b>79</b>	<b>228</b>	<b>4.9</b>
<b>NBA Totals</b>	<b>94</b>	<b>164</b>	<b>414</b>	<b>.396</b>	<b>-</b>	<b>-</b>	<b>-</b>	<b>72</b>	<b>11</b>	<b>.649</b>	<b>104</b>	<b>167</b>	<b>400</b>	<b>4.3</b>

**23-Walter Dukes (Seton Hall)** Pos: C Ht: 7-0 Wt: 220 DOB: 6/23/30

Year	G	FGM	FGA	PCT	3FGM	3FGA	PCT	FTM	FTA	PCT	REB	AST	PTS	AVG
1957-58	72	278	796	.349	-	-	-	247	366	.675	954	52	803	11.2
1958-59	72	318	904	.352	-	-	-	297	452	.657	958	64	933	13
1959-60	66	314	871	.361	-	-	-	376	508	.740	883	80	1,004	15.2
1960-61	73	286	706	.405	-	-	-	281	400	.703	1,028	139	853	11.7
1961-62	77	256	647	.396	-	-	-	208	291	.715	803	125	720	9.4
1962-63	62	83	255	.325	-	-	-	101	137	.737	360	55	267	4.3
<b>Det. Totals</b>	<b>422</b>	<b>1,535</b>	<b>4,179</b>	<b>.367</b>	<b>-</b>	<b>-</b>	<b>-</b>	<b>1,510</b>	<b>2,154</b>	<b>.701</b>	<b>4,986</b>	<b>515</b>	<b>4,580</b>	<b>10.9</b>
<b>NBA Totals</b>	<b>553</b>	<b>1,912</b>	<b>5,175</b>	<b>.369</b>	<b>-</b>	<b>-</b>	<b>-</b>	<b>1,941</b>	<b>2,773</b>	<b>.700</b>	<b>6,223</b>	<b>608</b>	<b>5,765</b>	<b>10.4</b>

**4-Joe Dumars (McNeese State)** Pos: G Ht: 6-3 Wt: 195 DOB: 5/24/63

Year	G	FGM	FGA	PCT	3FGM	3FGA	PCT	FTM	FTA	PCT	REB	AST	PTS	AVG
1985-86	82	287	597	.481	5	16	.313	190	238	.798	119	390	769	9.4
1986-87	79	369	749	.493	9	22	.409	184	246	.748	167	352	931	11.8



# HISTORY • ALL-TIME PISTONS ROSTER

## 6-Bill Ebben (Detroit)

		Pos: G						Ht: 6-4			Wt: 200		DOB: 10/7/35		
Year	G	FGM	FGA	PCT	3FGM	3FGA	PCT	FTM	FTA	PCT	REB	AST	PTS	AVG	
1957-58	8	6	28	.214	-	-	-	3	4	.750	8	4	15	1.9	
<b>Det. Totals</b>	<b>8</b>	<b>6</b>	<b>28</b>	<b>.214</b>	-	-	-	<b>3</b>	<b>4</b>	<b>.750</b>	<b>8</b>	<b>4</b>	<b>15</b>	<b>1.9</b>	
<b>NBA Totals</b>	<b>8</b>	<b>6</b>	<b>28</b>	<b>.214</b>	-	-	-	<b>3</b>	<b>4</b>	<b>.750</b>	<b>8</b>	<b>4</b>	<b>15</b>	<b>1.9</b>	

## 44-Al Eberhard (Missouri)

		Pos: F						Ht: 6-6			Wt: 225		DOB: 5/10/52		
Year	G	FGM	FGA	PCT	3FGM	3FGA	PCT	FTM	FTA	PCT	REB	AST	PTS	AVG	
1974-75	34	31	85	.365	-	-	-	17	21	.810	47	16	79	2.3	
1975-76	81	283	683	.414	-	-	-	191	229	.834	390	83	757	9.3	
1976-77	68	181	380	.476	-	-	-	109	138	.790	221	50	471	6.9	
1977-78	37	71	160	.444	-	-	-	41	61	.672	102	26	183	4.9	
<b>Det. Totals</b>	<b>220</b>	<b>566</b>	<b>1,308</b>	<b>.433</b>	-	-	-	<b>358</b>	<b>449</b>	<b>.797</b>	<b>760</b>	<b>175</b>	<b>1,490</b>	<b>6.8</b>	
<b>NBA Totals</b>	<b>220</b>	<b>566</b>	<b>1,308</b>	<b>.433</b>	-	-	-	<b>358</b>	<b>449</b>	<b>.797</b>	<b>760</b>	<b>175</b>	<b>1,490</b>	<b>6.8</b>	

## 53-James Edwards (Washington)

		Pos: C						Ht: 7-0			Wt: 255		DOB: 11/22/55		
Year	G	FGM	FGA	PCT	3FGM	3FGA	PCT	FTM	FTA	PCT	REB	AST	PTS	AVG	
1987-88	26	48	101	.475	0	1	.000	45	61	.738	77	5	141	5.4	
1988-89	76	211	422	.500	0	2	.000	133	194	.686	231	49	555	7.3	
1989-90	82	462	928	.498	0	3	.000	265	354	.749	345	63	1,189	14.5	
1990-91	72	383	792	.484	1	2	.500	215	295	.729	277	65	982	13.6	
<b>Det. Totals</b>	<b>256</b>	<b>1,104</b>	<b>2,293</b>	<b>.492</b>	<b>1</b>	<b>8</b>	<b>.125</b>	<b>658</b>	<b>904</b>	<b>.728</b>	<b>930</b>	<b>182</b>	<b>2,867</b>	<b>11.2</b>	
<b>NBA Totals</b>	<b>1,112</b>	<b>5,729</b>	<b>11,531</b>	<b>.497</b>	<b>1</b>	<b>21</b>	<b>.048</b>	<b>3,230</b>	<b>4,623</b>	<b>.699</b>	<b>5,921</b>	<b>1,480</b>	<b>14,689</b>	<b>13.2</b>	

## 25-John Egan (Providence)

		Pos: G						Ht: 6-0			Wt: 180		DOB: 1/31/39		
Year	G	FGM	FGA	PCT	3FGM	3FGA	PCT	FTM	FTA	PCT	REB	AST	PTS	AVG	
1961-62	58	128	301	.425	-	-	-	64	84	.762	86	102	320	5.5	
1962-63	46	110	296	.372	-	-	-	53	69	.768	59	114	273	5.9	
1963-64	66	334	758	.441	-	-	-	193	243	.794	101	358	861	13.0	
<b>Det. Totals</b>	<b>170</b>	<b>572</b>	<b>1,355</b>	<b>.422</b>	-	-	-	<b>310</b>	<b>396</b>	<b>.782</b>	<b>246</b>	<b>574</b>	<b>1,454</b>	<b>8.5</b>	
<b>NBA Totals</b>	<b>712</b>	<b>2,089</b>	<b>4,867</b>	<b>.429</b>	-	-	-	<b>1,343</b>	<b>1,668</b>	<b>.805</b>	<b>1,294</b>	<b>2,102</b>	<b>5,521</b>	<b>7.8</b>	

## 32-Sean Elliott (Arizona)

		Pos: F						Ht: 6-8			Wt: 220		DOB: 2/2/68		
Year	G	FGM	FGA	PCT	3FGM	3FGA	PCT	FTM	FTA	PCT	REB	AST	PTS	AVG	
1993-94	73	360	791	.455	26	87	.299	139	173	.803	263	197	885	12.1	
<b>Det. Totals</b>	<b>73</b>	<b>360</b>	<b>791</b>	<b>.455</b>	<b>26</b>	<b>87</b>	<b>.299</b>	<b>139</b>	<b>173</b>	<b>.803</b>	<b>263</b>	<b>197</b>	<b>885</b>	<b>12.1</b>	
<b>NBA Totals</b>	<b>742</b>	<b>3,852</b>	<b>8,290</b>	<b>.465</b>	<b>589</b>	<b>1,572</b>	<b>.375</b>	<b>2,251</b>	<b>2,816</b>	<b>.799</b>	<b>3,204</b>	<b>1,897</b>	<b>10,544</b>	<b>14.2</b>	

## 21-Earl Evans (UNLV)

		Pos: F						Ht: 6-8			Wt: 205		DOB: 11/11/55		
Year	G	FGM	FGA	PCT	3FGM	3FGA	PCT	FTM	FTA	PCT	REB	AST	PTS	AVG	
1979-80	36	63	140	.450	7	18	.389	24	42	.571	75	37	157	4.4	
<b>Det. Totals</b>	<b>36</b>	<b>63</b>	<b>140</b>	<b>.450</b>	<b>7</b>	<b>18</b>	<b>.389</b>	<b>24</b>	<b>42</b>	<b>.571</b>	<b>75</b>	<b>37</b>	<b>157</b>	<b>4.4</b>	
<b>NBA Totals</b>	<b>36</b>	<b>63</b>	<b>140</b>	<b>.450</b>	<b>7</b>	<b>18</b>	<b>.389</b>	<b>24</b>	<b>42</b>	<b>.571</b>	<b>75</b>	<b>37</b>	<b>157</b>	<b>4.4</b>	

## 5-Maurice Evans (Texas)

		Pos: G						Ht: 6-5			Wt: 220		DOB: 11/8/78		
Year	G	FGM	FGA	PCT	3FGM	3FGA	PCT	FTM	FTA	PCT	REB	AST	PTS	AVG	
2005-06	80	154	341	.452	43	116	.371	52	65	.800	163	60	403	5.0	
<b>Det. Totals</b>	<b>80</b>	<b>154</b>	<b>341</b>	<b>.452</b>	<b>43</b>	<b>116</b>	<b>.371</b>	<b>52</b>	<b>65</b>	<b>.800</b>	<b>163</b>	<b>60</b>	<b>403</b>	<b>5.0</b>	
<b>NBA Totals</b>	<b>306</b>	<b>824</b>	<b>1,820</b>	<b>.453</b>	<b>199</b>	<b>543</b>	<b>.366</b>	<b>295</b>	<b>385</b>	<b>.766</b>	<b>807</b>	<b>264</b>	<b>2,142</b>	<b>7.0</b>	

## 22-Dick Farley (Indiana)

		Pos: G						Ht: 6-4			Wt: 190		DOB: 4/13/32		
Year	G	FGM	FGA	PCT	3FGM	3FGA	PCT	FTM	FTA	PCT	REB	AST	PTS	AVG	
1958-59	70	177	448	.395	-	-	-	137	186	.737	195	124	491	7.0	
<b>Det. Totals</b>	<b>70</b>	<b>177</b>	<b>448</b>	<b>.395</b>	-	-	-	<b>137</b>	<b>186</b>	<b>.737</b>	<b>195</b>	<b>124</b>	<b>491</b>	<b>7.0</b>	
<b>NBA Totals</b>	<b>211</b>	<b>481</b>	<b>1,252</b>	<b>.384</b>	-	-	-	<b>416</b>	<b>594</b>	<b>.700</b>	<b>527</b>	<b>386</b>	<b>1,378</b>	<b>6.5</b>	

# ALL-TIME PISTONS ROSTER • HISTORY

## 17-Bob Ferry (St. Louis)

		Pos: F						Ht: 6-8			Wt: 230		DOB: 5/31/37		
Year	G	FGM	FGA	PCT	3FGM	3FGA	PCT	FTM	FTA	PCT	REB	AST	PTS	AVG	
1960-61	79	350	776	.451	-	-	-	189	255	.741	500	129	889	11.3	
1961-62	80	411	939	.438	-	-	-	286	422	.678	503	145	1,108	13.9	
1962-63	79	426	984	.433	-	-	-	220	339	.649	537	170	1,072	13.6	
1963-64	74	298	670	.445	-	-	-	186	279	.667	428	94	782	10.6	
<b>Det. Totals</b>	<b>312</b>	<b>1,485</b>	<b>3,369</b>	<b>.441</b>	-	-	-	<b>881</b>	<b>1,295</b>	<b>.680</b>	<b>1,968</b>	<b>538</b>	<b>4,740</b>	<b>15.2</b>	
<b>NBA Totals</b>	<b>634</b>	<b>2,225</b>	<b>5,142</b>	<b>.433</b>	-	-	-	<b>1,330</b>	<b>2,003</b>	<b>.664</b>	<b>3,343</b>	<b>906</b>	<b>5,780</b>	<b>9.1</b>	

## 42-Chris Ford (Villanova)

		Pos: G						Ht: 6-5			Wt: 190		DOB: 1/11/49		
Year	G	FGM	FGA	PCT	3FGM	3FGA	PCT	FTM	FTA	PCT	REB	AST	PTS	AVG	
1972-73	74	208	434	.479	-	-	-	60	93	.645	266	194	476	6.4	
1973-74	82	264	595	.444	-	-	-	57	77	.740	304	279	585	7.1	
1974-75	80	206	435	.474	-	-	-	63	95	.663	269	230	475	5.9	
1975-76	82	301	707	.426	-	-	-	83	115	.722	291	272	685	8.4	
1976-77	82	437	918	.476	-	-	-	131	170	.771	270	337	1,005	12.3	
1977-78	82	374	777	.481	-	-	-	113	154	.734	268	381	861	10.5	
1978-79	3	13	35	.371	-	-	-	7	8	.875	18	5	33	11.0	
<b>Det. Totals</b>	<b>485</b>	<b>1,803</b>	<b>3,901</b>	<b>.462</b>	-	-	-	<b>514</b>	<b>712</b>	<b>.722</b>	<b>1,686</b>	<b>1,698</b>	<b>4,120</b>	<b>8.5</b>	
<b>NBA Totals</b>	<b>794</b>	<b>3,160</b>	<b>6,874</b>	<b>.460</b>	-	-	-	<b>868</b>	<b>1,188</b>	<b>.731</b>	<b>2,394</b>	<b>2,719</b>	<b>7,314</b>	<b>9.2</b>	

## 25-Fred Foster (Miami - Ohio)

		Pos: F						Ht: 6-5			Wt: 215		DOB: 3/18/46		
Year	G	FGM	FGA	PCT	3FGM	3FGA	PCT	FTM	FTA	PCT	REB	AST	PTS	AVG	
1972-73	63	243	627	.388	-	-	-	61	87	.701	183	94	547	8.7	
<b>Det. Totals</b>	<b>63</b>	<b>243</b>	<b>627</b>	<b>.388</b>	-	-	-	<b>61</b>	<b>87</b>	<b>.701</b>	<b>183</b>	<b>94</b>	<b>547</b>	<b>8.7</b>	
<b>NBA Totals</b>	<b>523</b>	<b>1,701</b>	<b>4,107</b>	<b>.414</b>	-	-	-	<b>691</b>	<b>950</b>	<b>.727</b>	<b>1,275</b>	<b>601</b>	<b>4,093</b>	<b>7.8</b>	

## 24-Tremaine Fowlkes (Fresno State)

		Pos: F						Ht: 6-6			Wt: 212		DOB: 4/11/76		
Year	G	FGM	FGA	PCT	3FGM	3FGA	PCT	FTM	FTA	PCT	REB	AST	PTS	AVG	
2003-04	36	15	48	.313	1	8	.125	13	18	.722	53	14	44	1.2	
<b>Det. Totals</b>	<b>36</b>	<b>15</b>	<b>48</b>	<b>.313</b>	<b>1</b>	<b>8</b>	<b>.125</b>	<b>13</b>	<b>18</b>	<b>.722</b>	<b>53</b>	<b>14</b>	<b>44</b>	<b>1.2</b>	
<b>NBA Totals</b>	<b>103</b>	<b>105</b>	<b>257</b>	<b>.409</b>	<b>4</b>	<b>20</b>	<b>.200</b>	<b>87</b>	<b>110</b>	<b>.791</b>	<b>228</b>	<b>54</b>	<b>301</b>	<b>2.9</b>	

## 23-Jim Fox (South Carolina)

		Pos: C						Ht: 6-10		
--	--	--------	--	--	--	--	--	----------	--	--



# HISTORY • ALL-TIME PISTONS ROSTER

## 22-Gus Gerard (Virginia) Pos: F Ht: 6-8 Wt: 200 DOB: 7/27/53

Year	G	FGM	FGA	PCT	3FGM	3FGA	PCT	FTM	FTA	PCT	REB	AST	PTS	AVG
1977-78	57	170	395	.430	-	-	-	75	108	.654	160	53	415	7.3
1978-79	2	1	3	.333	-	-	-	1	2	.500	1	0	3	1.5
<b>Det. Totals</b>	<b>59</b>	<b>171</b>	<b>398</b>	<b>.430</b>	<b>-</b>	<b>-</b>	<b>-</b>	<b>76</b>	<b>110</b>	<b>.691</b>	<b>161</b>	<b>53</b>	<b>418</b>	<b>7.1</b>
<b>NBA Totals</b>	<b>280</b>	<b>655</b>	<b>1,502</b>	<b>.436</b>	<b>1</b>	<b>7</b>	<b>.143</b>	<b>296</b>	<b>456</b>	<b>.649</b>	<b>719</b>	<b>224</b>	<b>1,607</b>	<b>5.7</b>

## 35-Mike Gibson (SC-Spartanburg) Pos: C Ht: 6-11 Wt: 215 DOB: 10/27/60

Year	G	FGM	FGA	PCT	3FGM	3FGA	PCT	FTM	FTA	PCT	REB	AST	PTS	AVG
1985-86	32	20	51	.392	-	-	-	8	11	.727	40	5	48	1.5
<b>Det. Totals</b>	<b>32</b>	<b>20</b>	<b>51</b>	<b>.392</b>	<b>-</b>	<b>-</b>	<b>-</b>	<b>8</b>	<b>11</b>	<b>.727</b>	<b>40</b>	<b>5</b>	<b>48</b>	<b>1.5</b>
<b>NBA Totals</b>	<b>64</b>	<b>41</b>	<b>106</b>	<b>.387</b>	<b>-</b>	<b>-</b>	<b>-</b>	<b>19</b>	<b>28</b>	<b>.679</b>	<b>106</b>	<b>14</b>	<b>101</b>	<b>1.6</b>

## 25-Gerald Glass (Mississippi) Pos: G/F Ht: 6-6 Wt: 225 DOB: 11/12/67

Year	G	FGM	FGA	PCT	3FGM	3FGA	PCT	FTM	FTA	PCT	REB	AST	PTS	AVG
1992-93	56	134	312	.429	7	31	.226	21	33	.636	139	68	296	5.3
<b>Det. Totals</b>	<b>56</b>	<b>134</b>	<b>312</b>	<b>.429</b>	<b>7</b>	<b>31</b>	<b>.226</b>	<b>21</b>	<b>33</b>	<b>.636</b>	<b>139</b>	<b>68</b>	<b>296</b>	<b>5.3</b>
<b>NBA Totals</b>	<b>201</b>	<b>686</b>	<b>1,583</b>	<b>.433</b>	<b>26</b>	<b>110</b>	<b>.236</b>	<b>155</b>	<b>241</b>	<b>.643</b>	<b>512</b>	<b>298</b>	<b>1,553</b>	<b>7.7</b>

## 7-Anthony Goldwire (Houston) Pos: G Ht: 6-2 Wt: 182 DOB: 9/6/71

Year	G	FGM	FGA	PCT	3FGM	3FGA	PCT	FTM	FTA	PCT	REB	AST	PTS	AVG
2004-05	9	4	15	.267	3	9	.333	7	8	.875	8	0	18	2.0
<b>Det. Totals</b>	<b>9</b>	<b>4</b>	<b>15</b>	<b>.267</b>	<b>3</b>	<b>9</b>	<b>.333</b>	<b>7</b>	<b>8</b>	<b>.875</b>	<b>8</b>	<b>0</b>	<b>18</b>	<b>2.0</b>
<b>NBA Totals</b>	<b>266</b>	<b>580</b>	<b>1,425</b>	<b>.407</b>	<b>206</b>	<b>533</b>	<b>.386</b>	<b>301</b>	<b>380</b>	<b>.792</b>	<b>359</b>	<b>737</b>	<b>1,667</b>	<b>6.3</b>

## 9-Litterial Green (Georgia) Pos: G Ht: 6-1 Wt: 195 DOB: 3/7/70

Year	G	FGM	FGA	PCT	3FGM	3FGA	PCT	FTM	FTA	PCT	REB	AST	PTS	AVG
1996-97	45	30	64	.469	0	10	.000	30	47	.638	22	41	90	1.7
<b>Det. Totals</b>	<b>45</b>	<b>30</b>	<b>64</b>	<b>.469</b>	<b>0</b>	<b>10</b>	<b>.000</b>	<b>30</b>	<b>47</b>	<b>.638</b>	<b>22</b>	<b>41</b>	<b>90</b>	<b>1.7</b>
<b>NBA Totals</b>	<b>147</b>	<b>144</b>	<b>342</b>	<b>.421</b>	<b>2</b>	<b>26</b>	<b>.077</b>	<b>133</b>	<b>200</b>	<b>.665</b>	<b>75</b>	<b>182</b>	<b>423</b>	<b>2.9</b>

## 24-Rickey Green (Michigan) Pos: G Ht: 6-1 Wt: 170 DOB: 8/18/54

Year	G	FGM	FGA	PCT	3FGM	3FGA	PCT	FTM	FTA	PCT	REB	AST	PTS	AVG
1978-79	27	67	177	.379	-	-	-	45	67	.672	40	63	179	6.6
<b>Det. Totals</b>	<b>27</b>	<b>67</b>	<b>177</b>	<b>.379</b>	<b>-</b>	<b>-</b>	<b>-</b>	<b>45</b>	<b>67</b>	<b>.672</b>	<b>40</b>	<b>63</b>	<b>179</b>	<b>6.6</b>
<b>NBA Totals</b>	<b>946</b>	<b>3,594</b>	<b>7,669</b>	<b>.469</b>	<b>39</b>	<b>188</b>	<b>.207</b>	<b>1,643</b>	<b>2,035</b>	<b>.807</b>	<b>1,819</b>	<b>5,221</b>	<b>8,870</b>	<b>9.4</b>

## 12-Sidney Green (UNLV) Pos: F Ht: 6-9 Wt: 225 DOB: 1/4/61

Year	G	FGM	FGA	PCT	3FGM	3FGA	PCT	FTM	FTA	PCT	REB	AST	PTS	AVG
1986-87	80	256	542	.472	0	2	.000	119	177	.672	653	62	631	7.9
<b>Det. Totals</b>	<b>80</b>	<b>256</b>	<b>542</b>	<b>.472</b>	<b>0</b>	<b>2</b>	<b>.000</b>	<b>119</b>	<b>177</b>	<b>.672</b>	<b>653</b>	<b>62</b>	<b>631</b>	<b>7.9</b>
<b>NBA Totals</b>	<b>679</b>	<b>1,993</b>	<b>4,386</b>	<b>.454</b>	<b>1</b>	<b>27</b>	<b>.037</b>	<b>1,093</b>	<b>1,481</b>	<b>.738</b>	<b>4,128</b>	<b>635</b>	<b>5,080</b>	<b>7.5</b>

## 33-David Greenwood (UCLA) Pos: F Ht: 6-9 Wt: 230 DOB: 5/27/57

Year	G	FGM	FGA	PCT	3FGM	3FGA	PCT	FTM	FTA	PCT	REB	AST	PTS	AVG
1989-90	37	22	52	.423	-	-	-	16	29	.552	78	12	60	1.6
<b>Det. Totals</b>	<b>37</b>	<b>22</b>	<b>52</b>	<b>.423</b>	<b>-</b>	<b>-</b>	<b>-</b>	<b>16</b>	<b>29</b>	<b>.552</b>	<b>78</b>	<b>12</b>	<b>60</b>	<b>1.6</b>
<b>NBA Totals</b>	<b>823</b>	<b>3,251</b>	<b>6,812</b>	<b>.477</b>	<b>4</b>	<b>29</b>	<b>.138</b>	<b>1,922</b>	<b>2,514</b>	<b>.765</b>	<b>6,537</b>	<b>1,614</b>	<b>8,428</b>	<b>10.2</b>

## 10-Glen Hagan (St. Bonaventure) Pos: G Ht: 6-0 Wt: 170 DOB: 6/25/55

Year	G	FGM	FGA	PCT	3FGM	3FGA	PCT	FTM	FTA	PCT	REB	AST	PTS	AVG
1981-82	4	3	7	.429	-	-	-	1	1	1.000	4	8	7	1.8
<b>Det. Totals</b>	<b>4</b>	<b>3</b>	<b>7</b>	<b>.429</b>	<b>-</b>	<b>-</b>	<b>-</b>	<b>1</b>	<b>1</b>	<b>1.000</b>	<b>4</b>	<b>8</b>	<b>7</b>	<b>1.8</b>
<b>NBA Totals</b>	<b>4</b>	<b>3</b>	<b>7</b>	<b>.429</b>	<b>-</b>	<b>-</b>	<b>-</b>	<b>1</b>	<b>1</b>	<b>1.000</b>	<b>4</b>	<b>8</b>	<b>7</b>	<b>1.8</b>

# ALL-TIME PISTONS ROSTER • HISTORY

## 5-Happy Hairston (New York) Pos: F Ht: 6-7 Wt: 225 DOB: 5/31/42

Year	G	FGM	FGA	PCT	3FGM	3FGA	PCT	FTM	FTA	PCT	REB	AST	PTS	AVG
1967-68	26	164	357	.451	-	-	-	162	226	.717	262	37	490	18.8
1968-69	81	530	1,131	.469	-	-	-	404	553	.731	959	109	1,464	18.1
1969-70	15	57	103	.553	-	-	-	45	63	.714	88	11	159	10.6
<b>Det. Totals</b>	<b>122</b>	<b>751</b>	<b>1,591</b>	<b>.472</b>	<b>-</b>	<b>-</b>	<b>-</b>	<b>611</b>	<b>842</b>	<b>.725</b>	<b>1,309</b>	<b>157</b>	<b>2,113</b>	<b>17.3</b>
<b>NBA Totals</b>	<b>776</b>	<b>4,240</b>	<b>8,872</b>	<b>.478</b>	<b>-</b>	<b>-</b>	<b>-</b>	<b>3,025</b>	<b>4,080</b>	<b>.741</b>	<b>8,019</b>	<b>1,268</b>	<b>11,505</b>	<b>14.8</b>

## 45-Lindsay Hairston (Michigan State) Pos: F Ht: 6-7 1/2 Wt: 190 DOB: 12/8/51

Year	G	FGM	FGA	PCT	3FGM	3FGA	PCT	FTM	FTA	PCT	REB	AST	PTS	AVG
1975-76	47	104	228	.456	-	-	-	65	112	.580	179	21	273	5.8
<b>Det. Totals</b>	<b>47</b>	<b>104</b>	<b>228</b>	<b>.456</b>	<b>-</b>	<b>-</b>	<b>-</b>	<b>65</b>	<b>112</b>	<b>.580</b>	<b>179</b>	<b>21</b>	<b>273</b>	<b>5.8</b>
<b>NBA Totals</b>	<b>47</b>	<b>104</b>	<b>228</b>	<b>.456</b>	<b>-</b>	<b>-</b>	<b>-</b>	<b>65</b>	<b>112</b>	<b>.580</b>	<b>179</b>	<b>21</b>	<b>273</b>	<b>5.8</b>

## 8-Darvin Ham (Texas Tech) Pos: F Ht: 6-7 Wt: 240 DOB: 7/23/73

Year	G	FGM	FGA	PCT	3FGM	3FGA	PCT	FTM	FTA	PCT	REB	AST	PTS	AVG
2003-04	54	37	75	.493	1	2	.500	21	35	.600	93	16	96	1.8
2004-05	47	17	37	.459	0	0	-	12	31	.387	35	5	46	1.0
<b>Det. Totals</b>	<b>101</b>	<b>54</b>	<b>112</b>	<b>.482</b>	<b>1</b>	<b>2</b>	<b>.500</b>	<b>33</b>	<b>66</b>	<b>.500</b>	<b>128</b>	<b>21</b>	<b>142</b>	<b>1.4</b>
<b>NBA Totals</b>	<b>417</b>	<b>443</b>	<b>856</b>	<b>.518</b>	<b>4</b>	<b>16</b>	<b>.250</b>	<b>249</b>	<b>504</b>	<b>.494</b>	<b>963</b>	<b>229</b>	<b>1,139</b>	<b>2.7</b>

## 32-Richard Hamilton (Connecticut) Pos: G Ht: 6-7 Wt: 193 DOB: 2/14/78

Year	G	FGM	FGA	PCT	3FGM	3FGA	PCT	FTM	FTA	PCT	REB	AST	PTS	AVG
2002-03	82	570	1,286	.443	32	119	.269	440	528	.833	318	208	1,612	19.7
2003-04	78	530	1,166	.455	18	68	.265	297	342	.868	279	310	1,375	17.6
2004-05	76	510	1,160	.440	36	118	.305	368	429	.858	295	372	1,424	18.7
2005-06	80	649	1,322	.491	55	120	.458	256	303	.845	256	275	1,609	20.1
2006-07	75	547	1,170	.468	44	129	.341	347	403	.861	282	285	1,485	19.8
2007-08	72	499	1,030	.484	62	141	.440	184	221	.833	235	299	1,244	17.3
<b>Det. Totals</b>	<b>463</b>	<b>3,305</b>	<b>7,134</b>	<b>.463</b>	<b>247</b>	<b>695</b>	<b>.355</b>	<b>1,892</b>	<b>2,226</b>	<b>.850</b>	<b>1,665</b>	<b>1,749</b>	<b>8,749</b>	<b>18.9</b>
<b>NBA Totals</b>	<b>675</b>	<b>4,578</b>	<b>10,072</b>	<b>.455</b>	<b>331</b>	<b>960</b>	<b>.345</b>	<b>2,572</b>	<b>3,015</b>	<b>.853</b>	<b>2,248</b>	<b>2,252</b>	<b>12,059</b>	<b>17.9</b>

## 24-Roy Hamilton (UCLA) Pos: G Ht: 6-2 Wt: 180 DOB: 7/20/57

Year	G	FGM	FGA	PCT	3FGM	3FGA	PCT	FTM	FTA	PCT	REB	AST	PTS	AVG
1979-80	72	115	287	.401	0	2	.000	103	150	.687	107	192	333	4.6
<b>Det. Totals</b>	<b>72</b>	<b>115</b>	<b>287</b>	<b>.401</b>	<b>0</b>	<b>2</b>	<b>.000</b>	<b>103</b>	<b>150</b>	<b>.687</b>	<b>107</b>	<b>192</b>	<b>333</b>	<b>4.6</b>
<b>NBA Totals</b>	<b>73</b>	<b>116</b>	<b>290</b>	<b>.400</b>	<b>0</b>	<b>2</b>	<b>.000</b>	<b>104</b>	<b>152</b>	<b>.684</b>	<b>110</b>	<b>192</b>	<b>336</b>	<b>4.6</b>

## 19-Reggie Harding (None) Pos: C Ht: 7-0 Wt: 255 DOB: 5/



# HISTORY • ALL-TIME PISTONS ROSTER

## 35-Scott Hastings (Arkansas) Pos: F/C Ht: 6-10 Wt: 235 DOB: 6/3/60

Year	G	FGM	FGA	PCT	3FGM	3FGA	PCT	FTM	FTA	PCT	REB	AST	PTS	AVG
1989-90	40	10	33	.303	3	12	.250	19	22	.864	32	8	42	1.0
1990-91	27	16	28	.571	3	4	.750	13	13	1.000	28	7	48	1.8
<b>Det. Totals</b>	<b>67</b>	<b>26</b>	<b>61</b>	<b>.426</b>	<b>6</b>	<b>16</b>	<b>.375</b>	<b>32</b>	<b>35</b>	<b>.914</b>	<b>60</b>	<b>15</b>	<b>70</b>	<b>1.0</b>
<b>NBA Totals</b>	<b>578</b>	<b>584</b>	<b>1,323</b>	<b>.441</b>	<b>28</b>	<b>96</b>	<b>.292</b>	<b>451</b>	<b>556</b>	<b>.811</b>	<b>1,287</b>	<b>284</b>	<b>1,647</b>	<b>2.8</b>

## 11-Bubbles Hawkins (Illinois State) Pos: G Ht: 6-4 Wt: 190 DOB: 6/30/54

Year	G	FGM	FGA	PCT	3FGM	3FGA	PCT	FTM	FTA	PCT	REB	AST	PTS	AVG
1978-79	4	6	16	.375	-	-	-	6	6	1.000	6	4	18	4.5
<b>Det. Totals</b>	<b>4</b>	<b>6</b>	<b>16</b>	<b>.375</b>	<b>-</b>	<b>-</b>	<b>-</b>	<b>6</b>	<b>6</b>	<b>1.000</b>	<b>6</b>	<b>4</b>	<b>18</b>	<b>4.5</b>
<b>NBA Totals</b>	<b>103</b>	<b>534</b>	<b>1,179</b>	<b>.453</b>	<b>-</b>	<b>-</b>	<b>-</b>	<b>245</b>	<b>348</b>	<b>.704</b>	<b>240</b>	<b>150</b>	<b>1,313</b>	<b>12.7</b>

## 9-Jarvis Hayes (Georgia) Pos: F Ht: 6-8 Wt: 228 DOB: 8/9/81

Year	G	FGM	FGA	PCT	3FGM	3FGA	PCT	FTM	FTA	PCT	REB	AST	PTS	AVG
2007-08	82	217	504	.431	73	194	.376	45	60	.750	178	62	552	6.7
<b>Det. Totals</b>	<b>82</b>	<b>217</b>	<b>504</b>	<b>.431</b>	<b>73</b>	<b>194</b>	<b>.376</b>	<b>45</b>	<b>60</b>	<b>.750</b>	<b>178</b>	<b>62</b>	<b>552</b>	<b>6.7</b>
<b>NBA Totals</b>	<b>308</b>	<b>1,001</b>	<b>2,457</b>	<b>.407</b>	<b>238</b>	<b>678</b>	<b>.351</b>	<b>317</b>	<b>390</b>	<b>.813</b>	<b>955</b>	<b>365</b>	<b>2,557</b>	<b>8.3</b>

## 52-Steve Hayes (Idaho State) Pos: C Ht: 7-0 Wt: 205 DOB: 8/2/55

Year	G	FGM	FGA	PCT	3FGM	3FGA	PCT	FTM	FTA	PCT	REB	AST	PTS	AVG
1981-82	24	46	93	.495	-	-	-	25	41	.610	100	24	117	4.9
<b>Det. Totals</b>	<b>24</b>	<b>46</b>	<b>93</b>	<b>.495</b>	<b>-</b>	<b>-</b>	<b>-</b>	<b>25</b>	<b>41</b>	<b>.610</b>	<b>100</b>	<b>24</b>	<b>117</b>	<b>4.9</b>
<b>NBA Totals</b>	<b>212</b>	<b>233</b>	<b>483</b>	<b>.482</b>	<b>0</b>	<b>1</b>	<b>.000</b>	<b>79</b>	<b>158</b>	<b>.500</b>	<b>526</b>	<b>85</b>	<b>545</b>	<b>2.6</b>

## 12-Gerald Henderson (Virginia) Pos: G Ht: 6-2 Wt: 175 DOB: 1/16/56

Year	G	FGM	FGA	PCT	3FGM	3FGA	PCT	FTM	FTA	PCT	REB	AST	PTS	AVG
1989-90	46	42	83	.506	14	31	.452	10	13	.769	78	12	60	1.6
1990-91	23	50	117	.427	7	21	.333	16	21	.762	37	62	123	5.3
1991-92	8	8	21	.381	3	5	.600	5	5	1.000	6	5	24	3.0
<b>Det. Totals</b>	<b>77</b>	<b>100</b>	<b>221</b>	<b>.452</b>	<b>24</b>	<b>57</b>	<b>.421</b>	<b>31</b>	<b>39</b>	<b>.795</b>	<b>121</b>	<b>79</b>	<b>207</b>	<b>2.7</b>
<b>NBA Totals</b>	<b>871</b>	<b>3,079</b>	<b>6,526</b>	<b>.472</b>	<b>203</b>	<b>611</b>	<b>.332</b>	<b>1,412</b>	<b>1,820</b>	<b>.776</b>	<b>1,453</b>	<b>3,141</b>	<b>7,773</b>	<b>8.9</b>

## 12-Steve Henson (Kansas State) Pos: G Ht: 6-1 Wt: 180 DOB: 2/2/68

Year	G	FGM	FGA	PCT	3FGM	3FGA	PCT	FTM	FTA	PCT	REB	AST	PTS	AVG
1997-98	23	13	26	.500	3	8	.375	7	7	1.000	2	4	36	1.6
1998-99	4	1	2	.500	-	-	-	2	2	1.000	0	3	4	1.0
<b>Det. Totals</b>	<b>27</b>	<b>14</b>	<b>28</b>	<b>.500</b>	<b>3</b>	<b>8</b>	<b>.375</b>	<b>9</b>	<b>9</b>	<b>1.000</b>	<b>2</b>	<b>7</b>	<b>40</b>	<b>1.5</b>
<b>NBA Totals</b>	<b>238</b>	<b>254</b>	<b>631</b>	<b>.403</b>	<b>105</b>	<b>243</b>	<b>.432</b>	<b>126</b>	<b>145</b>	<b>.869</b>	<b>176</b>	<b>465</b>	<b>739</b>	<b>3.1</b>

## 5-Walter Herrmann (Argentina) Pos: F Ht: 6-9 Wt: 225 DOB: 6/26/79

Year	G	FGM	FGA	PCT	3FGM	3FGA	PCT	FTM	FTA	PCT	REB	AST	PTS	AVG
2007-08	28	31	79	.392	11	38	.289	12	15	.800	37	14	85	3.0
<b>Det. Totals</b>	<b>28</b>	<b>31</b>	<b>79</b>	<b>.392</b>	<b>11</b>	<b>38</b>	<b>.289</b>	<b>12</b>	<b>15</b>	<b>.800</b>	<b>37</b>	<b>14</b>	<b>85</b>	<b>3.0</b>
<b>NBA Totals</b>	<b>93</b>	<b>230</b>	<b>474</b>	<b>.485</b>	<b>73</b>	<b>179</b>	<b>.408</b>	<b>62</b>	<b>78</b>	<b>.795</b>	<b>212</b>	<b>44</b>	<b>595</b>	<b>6.4</b>

## 34-Keith Herron (Villanova) Pos: F Ht: 6-6 Wt: 195 DOB: 6/14/56

Year	G	FGM	FGA	PCT	3FGM	3FGA	PCT	FTM	FTA	PCT	REB	AST	PTS	AVG
1980-81	80	432	954	.453	2	11	.182	228	267	.854	211	148	1,094	13.7
<b>Det. Totals</b>	<b>80</b>	<b>432</b>	<b>954</b>	<b>.453</b>	<b>2</b>	<b>11</b>	<b>.182</b>	<b>228</b>	<b>267</b>	<b>.854</b>	<b>211</b>	<b>148</b>	<b>1,094</b>	<b>13.7</b>
<b>NBA Totals</b>	<b>124</b>	<b>485</b>	<b>1,108</b>	<b>.438</b>	<b>2</b>	<b>12</b>	<b>.167</b>	<b>247</b>	<b>288</b>	<b>.858</b>	<b>242</b>	<b>174</b>	<b>1,219</b>	<b>9.8</b>

## 31-Bill Hewitt (S. California) Pos: F Ht: 6-7 Wt: 210 DOB: 8/8/44

Year	G	FGM	FGA	PCT	3FGM	3FGA	PCT	FTM	FTA	PCT	REB	AST	PTS	AVG
1969-70	45	85	210	.405	-	-	-	38	63	.603	215	36	208	4.6
1970-71	62	203	435	.467	-	-	-	69	120	.575	454	124	475	7.7
1971-72	68	131	277	.473	-	-	-	41	82	.500	370	71	303	4.5
<b>Det. Totals</b>	<b>175</b>	<b>419</b>	<b>922</b>	<b>.454</b>	<b>-</b>	<b>-</b>	<b>-</b>	<b>148</b>	<b>265</b>	<b>.558</b>	<b>1,039</b>	<b>201</b>	<b>986</b>	<b>5.6</b>
<b>NBA Totals</b>	<b>367</b>	<b>891</b>	<b>2,031</b>	<b>.439</b>	<b>-</b>	<b>-</b>	<b>-</b>	<b>280</b>	<b>499</b>	<b>.561</b>	<b>1,994</b>	<b>469</b>	<b>2,062</b>	<b>5.7</b>

# ALL-TIME PISTONS ROSTER • HISTORY

## 12-Wayne Hightower (Kansas) Pos: F Ht: 6-8 1/2 Wt: 200 DOB: 1/14/40

Year	G	FGM	FGA	PCT	3FGM	3FGA	PCT	FTM	FTA	PCT	REB	AST	PTS	AVG
1966-67	29	92	259	.355	-	-	-	64	86	.744	164	28	248	8.6
<b>Det. Totals</b>	<b>29</b>	<b>92</b>	<b>259</b>	<b>.355</b>	<b>-</b>	<b>-</b>	<b>-</b>	<b>64</b>	<b>86</b>	<b>.744</b>	<b>164</b>	<b>28</b>	<b>248</b>	<b>8.6</b>
<b>NBA Totals</b>	<b>316</b>	<b>1,039</b>	<b>2,888</b>	<b>.360</b>	<b>-</b>	<b>-</b>	<b>-</b>	<b>770</b>	<b>1,028</b>	<b>.749</b>	<b>1,876</b>	<b>337</b>	<b>2,848</b>	<b>9.0</b>

## 33-Grant Hill (Duke) Pos: F Ht: 6-8 Wt: 225 DOB: 10/5/72

Year	G	FGM	FGA	PCT	3FGM	3FGA	PCT	FTM	FTA	PCT	REB	AST	PTS	AVG
1994-95	70	508	1,064	.477	4	27	.148	374	511	.732	445	353	1,394	19.9
1995-96	80	564	1,221	.462	5	26	.192	485	646	.751	783	548	1,618	20.2
1996-97	80	625	1,259	.496	10	33	.303	450	633	.711	721	583	1,710	21.4
1997-98	81	615	1,361	.452	3	21	.143	479	647	.740	623	551	1,712	21.1
1998-99	50	384	802	.479	0	14	.000	285	379	.752	355	300	1,053	21.1
1999-00	74	696	1,422	.489	34	98	.347	480	604	.795	490	385	1,906	25.8
<b>Det. Totals</b>	<b>435</b>	<b>3,392</b>	<b>7,129</b>	<b>.476</b>	<b>56</b>	<b>219</b>	<b>.256</b>	<b>2,553</b>	<b>3,420</b>	<b>.746</b>	<b>3,417</b>	<b>2,720</b>	<b>9,393</b>	<b>21.6</b>
<b>NBA Totals</b>	<b>705</b>	<b>4,981</b>	<b>10,304</b>	<b>.483</b>	<b>98</b>	<b>363</b>	<b>.270</b>	<b>3,532</b>	<b>4,633</b>	<b>.762</b>	<b>4,761</b>	<b>3,540</b>	<b>13,592</b>	<b>19.3</b>

## 9-Lionel Hollins (Arizona State) Pos: G Ht: 6-3 Wt: 185 DOB: 10/19/53

Year	G	FGM	FGA	PCT	3FGM	3FGA	PCT	FTM	FTA	PCT	REB	AST	PTS	AVG
1983-84	32	24	63	.381	0	2	.000	11	13	.846	22	62	59	1.8
<b>Det. Totals</b>	<b>32</b>	<b>24</b>	<b>63</b>	<b>.381</b>	<b>0</b>	<b>2</b>	<b>.000</b>	<b>11</b>	<b>13</b>	<b>.846</b>	<b>22</b>	<b>62</b>	<b>59</b>	<b>1.8</b>
<b>NBA Totals</b>	<b>673</b>	<b>3,201</b>	<b>7,211</b>	<b>.444</b>	<b>13</b>	<b>87</b>	<b>.149</b>	<b>1,394</b>	<b>1,882</b>	<b>.741</b>	<b>1,601</b>	<b>3,006</b>	<b>7,809</b>	<b>11.6</b>

## 22-Essie Hollis (St. Bonaventure) Pos: F Ht: 6-6 Wt: 195 DOB: 5/16/55

Year	G	FGM	FGA	PCT	3FGM	3FGA	PCT	FTM	FTA	PCT	REB	AST	PTS	AVG
1978-79	25	30	75	.400	-	-	-	9	12	.750	45	6	69	2.8
<b>Det. Totals</b>	<b>25</b>	<b>30</b>	<b>75</b>	<b>.400</b>	<b>-</b>	<b>-</b>	<b>-</b>	<b>9</b>	<b>12</b>	<b>.750</b>	<b>45</b>	<b>6</b>	<b>69</b>	<b>2.8</b>
<b>NBA Totals</b>	<b>25</b>	<b>30</b>	<b>75</b>	<b>.400</b>	<b>-</b>	<b>-</b>	<b>-</b>	<b>9</b>	<b>12</b>	<b>.750</b>	<b>45</b>	<b>6</b>	<b>69</b>	<b>2.8</b>

## 20-Bob Hogsett (Tennessee) Pos: F Ht: 6-7 1/2 Wt: 230 DOB: 1/29/41

Year	G	FGM	FGA	PCT	3FGM	3FGA	PCT	FTM	FTA	PCT	REB	AST	PTS	AVG
1966-67	7	5	16	.313	-	-	-	6	6	1.000	3	1	16	2.3
<b>Det. Totals</b>	<b>7</b>	<b>5</b>	<b>16</b>	<b>.313</b>	<b>-</b>	<b>-</b>	<b>-</b>	<b>6</b>	<b>6</b>	<b>1.000</b>	<b>3</b>	<b>1</b>	<b>16</b>	<b>2.3</b>
<														



# HISTORY • ALL-TIME PISTONS ROSTER

## 32-Otis Howard (Austin Peay) Pos: F Ht: 6-7 Wt: 220 DOB: 11/5/56

Year	G	FGM	FGA	PCT	3FGM	3FGA	PCT	FTM	FTA	PCT	REB	AST	PTS	AVG
1978-79	14	24	56	.429	-	-	-	11	23	.478	41	5	59	4.2
<b>Det. Totals</b>	<b>14</b>	<b>24</b>	<b>56</b>	<b>.429</b>	<b>-</b>	<b>-</b>	<b>-</b>	<b>11</b>	<b>23</b>	<b>.478</b>	<b>41</b>	<b>5</b>	<b>59</b>	<b>4.2</b>
<b>NBA Totals</b>	<b>14</b>	<b>24</b>	<b>56</b>	<b>.429</b>	<b>-</b>	<b>-</b>	<b>-</b>	<b>11</b>	<b>23</b>	<b>.478</b>	<b>41</b>	<b>5</b>	<b>59</b>	<b>4.2</b>

## 18-Bailey Howell (Mississippi State) Pos: F Ht: 6-7 Wt: 220 DOB: 1/20/37

Year	G	FGM	FGA	PCT	3FGM	3FGA	PCT	FTM	FTA	PCT	REB	AST	PTS	AVG
1959-60	75	510	1119	.456	-	-	-	312	422	.739	790	63	1,332	17.8
1960-61	77	607	1293	.469	-	-	-	601	798	.753	111	196	1,815	23.6
1961-62	79	553	1193	.464	-	-	-	470	612	.768	996	186	1,576	19.9
1962-63	79	637	1235	.516	-	-	-	519	650	.798	910	232	1,793	22.7
1963-64	77	598	1267	.472	-	-	-	470	581	.809	776	205	1,666	21.6
<b>Det. Totals</b>	<b>387</b>	<b>2,905</b>	<b>6,107</b>	<b>.475</b>	<b>-</b>	<b>-</b>	<b>-</b>	<b>2,372</b>	<b>3,063</b>	<b>.774</b>	<b>3,583</b>	<b>882</b>	<b>8,182</b>	<b>21.1</b>
<b>NBA Totals</b>	<b>950</b>	<b>6,515</b>	<b>13,585</b>	<b>.480</b>	<b>-</b>	<b>-</b>	<b>-</b>	<b>4,740</b>	<b>6,224</b>	<b>.762</b>	<b>9,383</b>	<b>1,853</b>	<b>17,770</b>	<b>18.7</b>

## 35-Phil Hubbard (Michigan) Pos: F Ht: 6-8 Wt: 215 DOB: 12/13/56

Year	G	FGM	FGA	PCT	3FGM	3FGA	PCT	FTM	FTA	PCT	REB	AST	PTS	AVG
1979-80	64	210	451	.466	0	2	.000	165	220	.750	320	70	585	9.1
1980-81	80	433	880	.492	1	3	.333	294	426	.690	586	150	1,161	14.5
1981-82	52	207	410	.505	0	3	.000	106	163	.650	272	67	520	10.0
<b>Det. Totals</b>	<b>196</b>	<b>850</b>	<b>1,741</b>	<b>.488</b>	<b>1</b>	<b>8</b>	<b>.125</b>	<b>565</b>	<b>809</b>	<b>.698</b>	<b>1,178</b>	<b>287</b>	<b>2,266</b>	<b>11.6</b>
<b>NBA Totals</b>	<b>665</b>	<b>2,672</b>	<b>5,394</b>	<b>.495</b>	<b>1</b>	<b>26</b>	<b>.038</b>	<b>1,883</b>	<b>2,667</b>	<b>.706</b>	<b>3,538</b>	<b>857</b>	<b>7,228</b>	<b>10.9</b>

## 10-Lindsey Hunter (Jackson State) Pos: G Ht: 6-2 Wt: 195 DOB: 12/3/70

Year	G	FGM	FGA	PCT	3FGM	3FGA	PCT	FTM	FTA	PCT	REB	AST	PTS	AVG
1993-94	82	335	893	.375	69	207	.333	104	142	.732	189	390	843	10.3
1994-95	42	119	318	.374	36	108	.333	40	55	.727	75	159	314	7.5
1995-96	80	239	628	.380	117	289	.405	84	120	.700	194	188	679	8.5
1996-97	82	421	1,042	.404	166	468	.355	158	203	.778	233	154	1,166	14.2
1997-98	71	316	826	.383	85	265	.321	145	196	.740	247	224	862	12.1
1998-99	49	228	524	.435	59	153	.386	67	89	.753	168	193	582	11.9
1999-00	82	379	892	.425	168	389	.432	117	154	.760	250	327	1,043	12.7
2003-04	33	49	143	.343	14	50	.280	5	8	.625	67	85	117	3.5
2004-05	76	108	302	.358	23	84	.274	46	58	.793	123	130	285	3.8
2005-06	30	37	100	.370	11	43	.256	2	4	.500	40	62	87	2.9
2006-07	52	94	244	.385	38	119	.319	30	33	.909	47	93	256	4.9
2007-08	24	22	64	.344	7	26	.269	7	9	.778	13	33	58	2.4
<b>Det. Totals</b>	<b>703</b>	<b>2,347</b>	<b>5,976</b>	<b>.393</b>	<b>793</b>	<b>2,201</b>	<b>.360</b>	<b>805</b>	<b>1,071</b>	<b>.752</b>	<b>1,646</b>	<b>2,038</b>	<b>6,292</b>	<b>9.0</b>
<b>NBA Totals</b>	<b>896</b>	<b>2,938</b>	<b>7,551</b>	<b>.389</b>	<b>1,058</b>	<b>2,923</b>	<b>.362</b>	<b>936</b>	<b>1,254</b>	<b>.746</b>	<b>1,995</b>	<b>2,460</b>	<b>7,870</b>	<b>8.8</b>

## 17-Darrall Imhoff (California) Pos: C Ht: 6-10 Wt: 220 DOB: 10/11/38

Year	G	FGM	FGA	PCT	3FGM	3FGA	PCT	FTM	FTA	PCT	REB	AST	PTS	AVG
1962-63	45	48	153	.314	-	-	-	24	50	.480	155	28	120	2.7
1963-64	58	104	251	.414	-	-	-	69	114	.605	283	56	277	4.8
<b>Det. Totals</b>	<b>103</b>	<b>152</b>	<b>404</b>	<b>.376</b>	<b>-</b>	<b>-</b>	<b>-</b>	<b>93</b>	<b>164</b>	<b>.567</b>	<b>438</b>	<b>84</b>	<b>397</b>	<b>3.9</b>
<b>NBA Totals</b>	<b>801</b>	<b>2,299</b>	<b>5,016</b>	<b>.458</b>	<b>-</b>	<b>-</b>	<b>-</b>	<b>1,161</b>	<b>1,954</b>	<b>.594</b>	<b>6,099</b>	<b>1,405</b>	<b>5,759</b>	<b>7.2</b>

## 5-Jermaine Jackson (Detroit Mercy) Pos: G Ht: 6-5 Wt: 204 DOB: 6/7/76

Year	G	FGM	FGA	PCT	3FGM	3FGA	PCT	FTM	FTA	PCT	REB	AST	PTS	AVG
1999-00	7	1	11	.091	0	1	.000	5	8	.625	11	4	7	1.0
<b>Det. Totals</b>	<b>7</b>	<b>1</b>	<b>11</b>	<b>.091</b>	<b>0</b>	<b>1</b>	<b>.000</b>	<b>5</b>	<b>8</b>	<b>.625</b>	<b>11</b>	<b>4</b>	<b>7</b>	<b>1.0</b>
<b>NBA Totals</b>	<b>135</b>	<b>89</b>	<b>222</b>	<b>.401</b>	<b>3</b>	<b>19</b>	<b>.158</b>	<b>81</b>	<b>114</b>	<b>.711</b>	<b>145</b>	<b>184</b>	<b>262</b>	<b>1.9</b>

## 7-Mike James (Duquesne) Pos: G Ht: 6-2 Wt: 188 DOB: 6/23/75

Year	G	FGM	FGA	PCT	3FGM	3FGA	PCT	FTM	FTA	PCT	REB	AST	PTS	AVG
2003-04	26	59	147	.401	20	55	.364	27	32	.844	58	95	165	6.3
<b>Det. Totals</b>	<b>26</b>	<b>59</b>	<b>147</b>	<b>.401</b>	<b>20</b>	<b>55</b>	<b>.364</b>	<b>27</b>	<b>32</b>	<b>.844</b>	<b>58</b>	<b>95</b>	<b>165</b>	<b>6.3</b>
<b>NBA Totals</b>	<b>463</b>	<b>1,810</b>	<b>4,257</b>	<b>.425</b>	<b>561</b>	<b>1,483</b>	<b>.378</b>	<b>796</b>	<b>991</b>	<b>.803</b>	<b>1,099</b>	<b>1,684</b>	<b>4,977</b>	<b>10.7</b>

# ALL-TIME PISTONS ROSTER • HISTORY

## 5-Horace Jenkins (William Paterson) Pos: G Ht: 6-1 Wt: 180 DOB: 10/14/75

Year	G	FGM	FGA	PCT	3FGM	3FGA	PCT	FTM	FTA	PCT	REB	AST	PTS	AVG
2004-05	15	15	45	.333	0	9	.000	12	13	.923	9	9	42	2.8
<b>Det. Totals</b>	<b>15</b>	<b>15</b>	<b>45</b>	<b>.333</b>	<b>0</b>	<b>9</b>	<b>.000</b>	<b>12</b>	<b>13</b>	<b>.923</b>	<b>9</b>	<b>9</b>	<b>42</b>	<b>2.8</b>
<b>NBA Totals</b>	<b>15</b>	<b>15</b>	<b>45</b>	<b>.333</b>	<b>0</b>	<b>9</b>	<b>.000</b>	<b>12</b>	<b>13</b>	<b>.923</b>	<b>9</b>	<b>9</b>	<b>42</b>	<b>2.8</b>

## 25-Amir Johnson (Westchester HS) Pos: F Ht: 6-9 Wt: 210 DOB: 5/1/87

Year	G	FGM	FGA	PCT	3FGM	3FGA	PCT	FTM	FTA	PCT	REB	AST	PTS	AVG
2005-06	3	7	10	.700	2	3	.667	4	4	1.000	4	3	20	6.7
2006-07	8	18	33	.545	0	3	.000	11	14	.786	37	3	47	5.9
2007-08	62	92	165	.558	-	-	-	37	55	.673	235	29	221	3.6
<b>Det. Totals</b>	<b>73</b>	<b>117</b>	<b>208</b>	<b>.563</b>	<b>2</b>	<b>6</b>	<b>.333</b>	<b>52</b>	<b>73</b>	<b>.712</b>	<b>276</b>	<b>35</b>	<b>288</b>	<b>3.9</b>
<b>NBA Totals</b>	<b>73</b>	<b>117</b>	<b>208</b>	<b>.563</b>	<b>2</b>	<b>6</b>	<b>.333</b>	<b>52</b>	<b>73</b>	<b>.712</b>	<b>276</b>	<b>35</b>	<b>288</b>	<b>3.9</b>

## 9-Lee Johnson (E. Tennessee St.) Pos: C Ht: 6-11 Wt: 205 DOB: 6/16/57

Year	G	FGM	FGA	PCT	3FGM	3FGA	PCT	FTM	FTA	PCT	REB	AST	PTS	AVG
1980-81	2	0	2	.000	-	-	-	-	-	-	2	0	0	0.0
<b>Det. Totals</b>	<b>2</b>	<b>0</b>	<b>2</b>	<b>.000</b>	<b>-</b>	<b>-</b>	<b>-</b>	<b>-</b>	<b>-</b>	<b>-</b>	<b>2</b>	<b>0</b>	<b>0</b>	<b>0.0</b>
<b>NBA Totals</b>	<b>12</b>	<b>7</b>	<b>25</b>	<b>.280</b>	<b>-</b>	<b>-</b>	<b>-</b>	<b>3</b>	<b>5</b>	<b>.600</b>	<b>22</b>	<b>1</b>	<b>17</b>	<b>1.4</b>

## 9-Ron Johnson (Minnesota) Pos: F Ht: 6-8 Wt: 215 DOB: 7/20/38

Year	G	FGM	FGA	PCT	3FGM	3FGA	PCT	FTM	FTA	PCT	REB	AST	PTS	AVG
1960-61	6	11	30	.367	-	-	-	9	14	.643	14	1	31	5.2
<b>Det. Totals</b>	<b>6</b>	<b>11</b>	<b>30</b>	<b>.367</b>	<b>-</b>	<b>-</b>	<b>-</b>	<b>9</b>	<b>14</b>	<b>.643</b>	<b>14</b>	<b>1</b>	<b>31</b>	<b>5.2</b>
<b>NBA Totals</b>	<b>14</b>	<b>13</b>	<b>43</b>	<b>.302</b>	<b>-</b>	<b>-</b>	<b>-</b>	<b>11</b>	<b>17</b>	<b>.647</b>	<b>29</b>	<b>2</b>	<b>37</b>	<b>2.6</b>

## 15-Vinnie Johnson (Baylor) Pos: G Ht: 6-2 Wt: 200 DOB: 9/1/56

Year	G	FGM	FGA	PCT	3FGM	3FGA	PCT	FTM	FTA	PCT	REB	AST	PTS	AVG
1981-82	67	208	422	.493	3	11	.272	98	130	.754	144	160	517	7.7
1982-83	82	520	1,013	.513	11	40	.275	245	315	.778	353	301	1,296	15.8
1983-84	82	426	901	.473	4	19	.211	207	275	.753	237	271	1,063	13.0
1984-85	82	428	942	.454	5	27	.185	190	247	.769	252	325	1,051	12.8
1985-86	79	465	996	.467	2	13	.154	165	214	.771	226	269</		



# HISTORY • ALL-TIME PISTONS ROSTER

## 42-Edgar Jones (UN-Reno) Pos: C Ht: 6-10 Wt: 225 DOB: 6/17/56

Year	G	FGM	FGA	PCT	3FGM	3FGA	PCT	FTM	FTA	PCT	REB	AST	PTS	AVG
1981-82	48	142	259	.548	1	2	.500	90	129	.698	207	40	375	7.8
1982-83	49	145	294	.493	-	-	-	117	172	.680	271	69	409	8.3
<b>Det. Totals</b>	<b>97</b>	<b>287</b>	<b>553</b>	<b>.520</b>	<b>-</b>	<b>-</b>	<b>-</b>	<b>207</b>	<b>301</b>	<b>.688</b>	<b>478</b>	<b>109</b>	<b>784</b>	<b>8.1</b>
<b>NBA Totals</b>	<b>363</b>	<b>1,207</b>	<b>2,384</b>	<b>.506</b>	<b>16</b>	<b>61</b>	<b>.262</b>	<b>827</b>	<b>1,164</b>	<b>.710</b>	<b>1,745</b>	<b>331</b>	<b>3,257</b>	<b>9.0</b>

## 35-Major Jones (Albany State) Pos: C Ht: 6-9 Wt: 225 DOB: 7/9/53

Year	G	FGM	FGA	PCT	3FGM	3FGA	PCT	FTM	FTA	PCT	REB	AST	PTS	AVG
1984-85	47	48	87	.552	-	-	-	33	51	.647	128	15	129	2.7
<b>Det. Totals</b>	<b>47</b>	<b>48</b>	<b>87</b>	<b>.552</b>	<b>-</b>	<b>-</b>	<b>-</b>	<b>33</b>	<b>51</b>	<b>.647</b>	<b>128</b>	<b>15</b>	<b>129</b>	<b>2.7</b>
<b>NBA Totals</b>	<b>374</b>	<b>678</b>	<b>1,385</b>	<b>.490</b>	<b>1</b>	<b>9</b>	<b>.111</b>	<b>286</b>	<b>488</b>	<b>.586</b>	<b>1,323</b>	<b>215</b>	<b>1,643</b>	<b>4.4</b>

## 9-Wali Jones (Villanova) Pos: G Ht: 6-2 Wt: 180 DOB: 2/14/42

Year	G	FGM	FGA	PCT	3FGM	3FGA	PCT	FTM	FTA	PCT	REB	AST	PTS	AVG
1975-76	1	4	11	.364	-	-	-	-	-	-	0	2	8	8.0
<b>Det. Totals</b>	<b>1</b>	<b>4</b>	<b>11</b>	<b>.364</b>	<b>-</b>	<b>-</b>	<b>-</b>	<b>-</b>	<b>-</b>	<b>-</b>	<b>0</b>	<b>2</b>	<b>8</b>	<b>8.0</b>
<b>NBA Totals</b>	<b>607</b>	<b>2,478</b>	<b>6,054</b>	<b>.409</b>	<b>-</b>	<b>-</b>	<b>-</b>	<b>1,184</b>	<b>1,480</b>	<b>.800</b>	<b>1,394</b>	<b>1947</b>	<b>6,140</b>	<b>10.1</b>

## 5-Willie Jones (Northwestern) Pos: G Ht: 6-3 1/2 Wt: 185 DOB: 6/29/36

Year	G	FGM	FGA	PCT	3FGM	3FGA	PCT	FTM	FTA	PCT	REB	AST	PTS	AVG
1960-61	35	78	216	.361	-	-	-	40	63	.635	94	63	196	5.6
1961-62	69	177	475	.373	-	-	-	64	101	.634	177	115	418	6.1
1962-63	79	305	730	.418	-	-	-	118	164	.720	233	188	728	9.2
1963-64	77	265	680	.390	-	-	-	100	141	.709	253	172	630	8.2
1964-65	12	21	52	.404	-	-	-	2	6	.333	10	7	44	3.7
<b>Det. Totals</b>	<b>272</b>	<b>846</b>	<b>2,153</b>	<b>.393</b>	<b>-</b>	<b>-</b>	<b>-</b>	<b>324</b>	<b>475</b>	<b>.682</b>	<b>767</b>	<b>545</b>	<b>2,016</b>	<b>7.4</b>
<b>NBA Totals</b>	<b>272</b>	<b>846</b>	<b>2,153</b>	<b>.393</b>	<b>-</b>	<b>-</b>	<b>-</b>	<b>324</b>	<b>475</b>	<b>.682</b>	<b>767</b>	<b>545</b>	<b>2,016</b>	<b>7.4</b>

## 16-Phil Jordon (Whitworth) Pos: C Ht: 6-10 Wt: 205 DOB: 9/12/33

Year	G	FGM	FGA	PCT	3FGM	3FGA	PCT	FTM	FTA	PCT	REB	AST	PTS	AVG
1957-58	58	193	467	.413	-	-	-	64	93	.688	301	37	450	7.8
1958-59	72	399	967	.413	-	-	-	231	303	.762	594	83	1,029	14.3
<b>Det. Totals</b>	<b>130</b>	<b>592</b>	<b>1,434</b>	<b>.413</b>	<b>-</b>	<b>-</b>	<b>-</b>	<b>295</b>	<b>396</b>	<b>.745</b>	<b>895</b>	<b>120</b>	<b>1,479</b>	<b>11.4</b>
<b>NBA Totals</b>	<b>442</b>	<b>1,965</b>	<b>4,940</b>	<b>.398</b>	<b>-</b>	<b>-</b>	<b>-</b>	<b>905</b>	<b>1,312</b>	<b>.690</b>	<b>3,028</b>	<b>769</b>	<b>4,835</b>	<b>10.9</b>

## 22-Jeff Judkins (Utah) Pos: G Ht: 6-6 Wt: 185 DOB: 5/23/56

Year	G	FGM	FGA	PCT	3FGM	3FGA	PCT	FTM	FTA	PCT	REB	AST	PTS	AVG
1981-82	30	31	81	.383	1	10	.100	16	26	.615	34	14	79	2.6
<b>Det. Totals</b>	<b>30</b>	<b>31</b>	<b>81</b>	<b>.383</b>	<b>1</b>	<b>10</b>	<b>.100</b>	<b>16</b>	<b>26</b>	<b>.615</b>	<b>34</b>	<b>14</b>	<b>79</b>	<b>2.6</b>
<b>NBA Totals</b>	<b>272</b>	<b>596</b>	<b>1,248</b>	<b>.478</b>	<b>23</b>	<b>73</b>	<b>.315</b>	<b>267</b>	<b>329</b>	<b>.812</b>	<b>427</b>	<b>282</b>	<b>1,482</b>	<b>5.4</b>

## 32-Gregory Kelser (Michigan State) Pos: F Ht: 6-7 Wt: 245 DOB: 9/17/57

Year	G	FGM	FGA	PCT	3FGM	3FGA	PCT	FTM	FTA	PCT	REB	AST	PTS	AVG
1979-80	50	280	593	.472	3	15	.200	146	203	.719	276	108	709	14.2
1980-81	25	120	285	.421	0	2	.000	68	106	.642	120	45	308	12.3
1981-82	11	35	86	.407	0	3	.000	27	41	.659	39	12	97	8.8
<b>Det. Totals</b>	<b>86</b>	<b>435</b>	<b>964</b>	<b>.451</b>	<b>3</b>	<b>20</b>	<b>.150</b>	<b>241</b>	<b>350</b>	<b>.689</b>	<b>711</b>	<b>165</b>	<b>1,114</b>	<b>12.9</b>
<b>NBA Totals</b>	<b>305</b>	<b>1,097</b>	<b>2,255</b>	<b>.486</b>	<b>5</b>	<b>30</b>	<b>.167</b>	<b>762</b>	<b>1,110</b>	<b>.686</b>	<b>1,402</b>	<b>411</b>	<b>2,961</b>	<b>9.7</b>

## 5, 30-Ben Kelso (Central Michigan) Pos: G Ht: 6-3 Wt: 195 DOB: 4/11/49

Year	G	FGM	FGA	PCT	3FGM	3FGA	PCT	FTM	FTA	PCT	REB	AST	PTS	AVG
1973-74	46	35	96	.365	-	-	-	15	22	.682	31	18	85	1.8
<b>Det. Totals</b>	<b>46</b>	<b>35</b>	<b>96</b>	<b>.365</b>	<b>-</b>	<b>-</b>	<b>-</b>	<b>15</b>	<b>22</b>	<b>.682</b>	<b>31</b>	<b>18</b>	<b>85</b>	<b>1.8</b>
<b>NBA Totals</b>	<b>46</b>	<b>35</b>	<b>96</b>	<b>.364</b>	<b>-</b>	<b>-</b>	<b>-</b>	<b>15</b>	<b>22</b>	<b>.682</b>	<b>31</b>	<b>18</b>	<b>85</b>	<b>1.8</b>

# ALL-TIME PISTONS ROSTER • HISTORY

## 6-Billy Kenville (St. Bonaventure) Pos: G Ht: 6-2 Wt: 190 DOB: 12/1/30

Year	G	FGM	FGA	PCT	3FGM	3FGA	PCT	FTM	FTA	PCT	REB	AST	PTS	AVG
1957-58	35	106	280	.379	-	-	-	46	75	.613	102	66	258	7.4
1959-60	25	47	131	.359	-	-	-	33	41	.805	71	46	127	5.1
<b>Det. Totals</b>	<b>60</b>	<b>153</b>	<b>411</b>	<b>.372</b>	<b>-</b>	<b>-</b>	<b>-</b>	<b>79</b>	<b>116</b>	<b>.681</b>	<b>173</b>	<b>112</b>	<b>385</b>	<b>6.4</b>
<b>NBA Totals</b>	<b>345</b>	<b>848</b>	<b>2,337</b>	<b>.363</b>	<b>-</b>	<b>-</b>	<b>-</b>	<b>738</b>	<b>974</b>	<b>.758</b>	<b>1,206</b>	<b>715</b>	<b>2,434</b>	<b>7.1</b>

## 3-Stan Kimbrough (Xavier) Pos: G Ht: 5-11 Wt: 155 DOB: 4/24/66

Year	G	FGM	FGA	PCT	3FGM	3FGA	PCT	FTM	FTA	PCT	REB	AST	PTS	AVG
1989-90	10	7	16	.438	-	-	-	2	2	1.000	7	5	16	1.6
<b>Det. Totals</b>	<b>10</b>	<b>7</b>	<b>16</b>	<b>.438</b>	<b>-</b>	<b>-</b>	<b>-</b>	<b>2</b>	<b>2</b>	<b>1.000</b>	<b>7</b>	<b>5</b>	<b>16</b>	<b>1.6</b>
<b>NBA Totals</b>	<b>13</b>	<b>9</b>	<b>22</b>	<b>.409</b>	<b>1</b>	<b>2</b>	<b>.500</b>	<b>2</b>	<b>2</b>	<b>1.000</b>	<b>7</b>	<b>6</b>	<b>21</b>	<b>1.6</b>

## 32-Negele Knight (Dayton) Pos: G Ht: 6-1 Wt: 175 DOB: 3/6/67

Year	G	FGM	FGA	PCT	3FGM	3FGA	PCT	FTM	FTA	PCT	REB	AST	PTS	AVG
1994-95	44	78	199	.392	11	28	.393	14	21	.667	58	116	181	4.1
<b>Det. Totals</b>	<b>44</b>	<b>78</b>	<b>199</b>	<b>.392</b>	<b>11</b>	<b>28</b>	<b>.393</b>	<b>14</b>	<b>21</b>	<b>.667</b>	<b>58</b>	<b>116</b>	<b>181</b>	<b>4.1</b>
<b>NBA Totals</b>	<b>276</b>	<b>671</b>	<b>1,539</b>	<b>.436</b>	<b>25</b>	<b>95</b>	<b>.263</b>	<b>332</b>	<b>455</b>	<b>.729</b>	<b>351</b>	<b>780</b>	<b>1,699</b>	<b>6.1</b>

## 16-Don Kojis (Marquette) Pos: G Ht: 6-3 Wt: 215 DOB: 7/15/39

Year	G	FGM	FGA	PCT	3FGM	3FGA	PCT	FTM	FTA	PCT	REB	AST	PTS	AVG
1964-65	65	180	416	.433	-	-	-	62	98	.633	243	63	422	6.5
1965-66	60	182	439	.415	-	-	-	76	141	.539	260	42	440	7.3
<b>Det. Totals</b>	<b>125</b>	<b>362</b>	<b>855</b>	<b>.423</b>	<b>-</b>	<b>-</b>	<b>-</b>	<b>138</b>	<b>239</b>	<b>.577</b>	<b>503</b>	<b>105</b>	<b>862</b>	<b>6.9</b>
<b>NBA Totals</b>	<b>814</b>	<b>3,947</b>	<b>8,853</b>	<b>.446</b>	<b>-</b>	<b>-</b>	<b>-</b>	<b>2054</b>	<b>2,853</b>	<b>.720</b>	<b>4,555</b>	<b>1,112</b>	<b>9,948</b>	<b>12.2</b>

## 30-Howard Komives (Bowling Green) Pos: G Ht: 6-1 Wt: 185 DOB: 5/9/41

Year	G	FGM	FGA	PCT	3FGM	3FGA	PCT	FTM	FTA	PCT	REB	AST	PTS	AVG
1968-69	53	272	665	.409	-	-	-	138	178	.775	204	266	682	12.9
1969-70	82	363	878	.413	-	-	-	190	234	.812	193	312	916	11.2
1970-71	82	275	715	.385	-	-	-	121	151	.801	152	262	671	8.2
1971-72	79	262	702	.373	-	-	-	164	203	.808	172	291	688	8.7
<b>Det. Totals</b>	<b>296</b>	<b>1,172</b>	<b>2,960</b>	<b>.396</b>	<b>-</b>	<b>-</b>	<b>-</b>	<b>613</b>	<b>766</b>	<b>.800</b>	<b>721</b>	<b>1,131</b>	<b>2,957</b>	<b>9.9</b>
<b>NBA Totals</b>	<b>742</b>	<b>2,972</b>	<b>7,652</b>	<b>.388</b>	<b>-</b>	<b>-</b>	<b>-</b>	<b>1,606</b>	<b>1,936</b>	<b>.830</b>	<b>1,804</b>	<b>2,941</b>	<b>7,550</b>	<b>10.2</b>

## 30-Christian Laettner (Duke) Pos: F/C Ht: 6-11 Wt: 245 DOB: 8/17/69

Year	G	FGM	FGA	PCT	3FGM	3FGA	PCT	FTM	FTA	PCT	REB	AST	PTS	AVG
1998-99	16	38	106	.358	1	3	.333	44	57	.772	54	24	121	7.6



# HISTORY • ALL-TIME PISTONS ROSTER

## 16-Bob Lanier (St. Bonaventure) Pos: C Ht: 6-11 Wt: 260 DOB: 9/10/48

Year	G	FGM	FGA	PCT	3FGM	3FGA	PCT	FTM	FTA	PCT	REB	AST	PTS	AVG
1970-71	82	504	1,108	.455	-	-	-	279	376	.726	665	146	1,281	15.6
1971-72	80	834	1,690	.493	-	-	-	388	505	.768	1,132	248	2,056	25.7
1972-73	81	810	1,654	.490	-	-	-	307	397	.773	1,205	260	1,927	23.8
1973-74	81	748	1,483	.504	-	-	-	326	409	.797	1,074	343	1,822	22.5
1974-75	76	731	1,433	.510	-	-	-	361	450	.802	914	350	1,823	24.0
1975-76	64	541	1,017	.532	-	-	-	284	370	.768	746	217	1,366	21.3
1976-77	64	678	1,269	.534	-	-	-	260	318	.818	745	214	1,616	25.3
1977-78	63	622	1,159	.537	-	-	-	298	386	.774	715	216	1,542	24.5
1978-79	53	489	950	.515	-	-	-	275	367	.749	494	140	1,253	23.6
1979-80	37	319	584	.546	0	5	.000	164	210	.781	373	122	802	21.7
<b>Det. Totals</b>	<b>681</b>	<b>5,957</b>	<b>12,347</b>	<b>.482</b>	<b>0</b>	<b>5</b>	<b>.000</b>	<b>2,942</b>	<b>3,788</b>	<b>.777</b>	<b>8,063</b>	<b>2,256</b>	<b>15,488</b>	<b>22.7</b>
<b>NBA Totals</b>	<b>959</b>	<b>7,761</b>	<b>15,092</b>	<b>.514</b>	<b>2</b>	<b>13</b>	<b>.154</b>	<b>3,724</b>	<b>4,858</b>	<b>.767</b>	<b>9,698</b>	<b>3,007</b>	<b>19,248</b>	<b>20.1</b>

## 22-Stu Lantz (Nebraska) Pos: G Ht: 6-3 Wt: 180 DOB: 7/13/46

Year	G	FGM	FGA	PCT	3FGM	3FGA	PCT	FTM	FTA	PCT	REB	AST	PTS	AVG
1972-73	51	185	455	.407	-	-	-	120	150	.800	172	138	490	9.6
1973-74	50	154	361	.427	-	-	-	139	164	.848	113	97	447	8.9
<b>Det. Totals</b>	<b>101</b>	<b>339</b>	<b>816</b>	<b>.415</b>	<b>-</b>	<b>-</b>	<b>-</b>	<b>259</b>	<b>314</b>	<b>.824</b>	<b>285</b>	<b>235</b>	<b>937</b>	<b>9.3</b>
<b>NBA Totals</b>	<b>547</b>	<b>2,469</b>	<b>5,674</b>	<b>.435</b>	<b>-</b>	<b>-</b>	<b>-</b>	<b>1,844</b>	<b>2,266</b>	<b>.814</b>	<b>1,820</b>	<b>1,566</b>	<b>6,782</b>	<b>12.4</b>

## 50-Ed Lawrence (McNeese State) Pos: C Ht: 6-11 1/2 Wt: 240 DOB: 12/8/52

Year	G	FGM	FGA	PCT	3FGM	3FGA	PCT	FTM	FTA	PCT	REB	AST	PTS	AVG
1980-81	3	5	8	.625	-	-	-	2	4	.500	4	1	12	4.0
<b>Det. Totals</b>	<b>3</b>	<b>5</b>	<b>8</b>	<b>.625</b>	<b>-</b>	<b>-</b>	<b>-</b>	<b>2</b>	<b>4</b>	<b>.500</b>	<b>4</b>	<b>1</b>	<b>12</b>	<b>4.0</b>
<b>NBA Totals</b>	<b>3</b>	<b>5</b>	<b>8</b>	<b>.625</b>	<b>-</b>	<b>-</b>	<b>-</b>	<b>2</b>	<b>4</b>	<b>.500</b>	<b>4</b>	<b>1</b>	<b>12</b>	<b>4.0</b>

## 45-Eric Leckner (Wyoming) Pos: C Ht: 6-11 Wt: 265 DOB: 5/27/66

Year	G	FGM	FGA	PCT	3FGM	3FGA	PCT	FTM	FTA	PCT	REB	AST	PTS	AVG
1994-95	57	87	165	.527	0	2	.000	51	72	.708	174	14	225	3.9
1995-96	18	18	29	.621	-	-	-	8	13	.615	34	1	44	2.4
<b>Det. Totals</b>	<b>75</b>	<b>105</b>	<b>194</b>	<b>.541</b>	<b>0</b>	<b>2</b>	<b>.000</b>	<b>59</b>	<b>85</b>	<b>.694</b>	<b>208</b>	<b>15</b>	<b>269</b>	<b>3.6</b>
<b>NBA Totals</b>	<b>449</b>	<b>713</b>	<b>1,403</b>	<b>.508</b>	<b>0</b>	<b>5</b>	<b>.000</b>	<b>409</b>	<b>611</b>	<b>.669</b>	<b>1,418</b>	<b>211</b>	<b>1,835</b>	<b>4.1</b>

## 12-George Lee (Michigan) Pos: G Ht: 6-4 Wt: 200 DOB: 11/23/36

Year	G	FGM	FGA	PCT	3FGM	3FGA	PCT	FTM	FTA	PCT	REB	AST	PTS	AVG
1960-61	74	310	776	.399	-	-	-	276	394	.701	490	89	896	12.1
1961-62	75	179	500	.358	-	-	-	213	280	.761	349	64	571	7.6
<b>Det. Totals</b>	<b>149</b>	<b>489</b>	<b>1,276</b>	<b>.383</b>	<b>-</b>	<b>-</b>	<b>-</b>	<b>489</b>	<b>674</b>	<b>.726</b>	<b>839</b>	<b>153</b>	<b>1,467</b>	<b>9.8</b>
<b>NBA Totals</b>	<b>297</b>	<b>740</b>	<b>1,955</b>	<b>.379</b>	<b>-</b>	<b>-</b>	<b>-</b>	<b>749</b>	<b>1,021</b>	<b>.734</b>	<b>1,235</b>	<b>258</b>	<b>2,229</b>	<b>7.5</b>

## 30-Ron Lee (Oregon) Pos: G Ht: 6-3 1/2 Wt: 195 DOB: 11/2/52

Year	G	FGM	FGA	PCT	3FGM	3FGA	PCT	FTM	FTA	PCT	REB	AST	PTS	AVG
1979-80	31	84	214	.393	22	56	.393	35	53	.660	90	174	225	7.3
1980-81	82	113	323	.350	2	13	.154	113	156	.724	220	362	341	4.2
1981-82	81	88	246	.348	18	59	.305	84	119	.706	155	312	278	3.4
<b>Det. Totals</b>	<b>194</b>	<b>285</b>	<b>783</b>	<b>.364</b>	<b>42</b>	<b>128</b>	<b>.328</b>	<b>232</b>	<b>328</b>	<b>.707</b>	<b>465</b>	<b>848</b>	<b>844</b>	<b>4.4</b>
<b>NBA Totals</b>	<b>448</b>	<b>1,296</b>	<b>3,117</b>	<b>.416</b>	<b>42</b>	<b>131</b>	<b>.321</b>	<b>651</b>	<b>924</b>	<b>.705</b>	<b>1,219</b>	<b>1,688</b>	<b>3,285</b>	<b>7.3</b>

## 53-Cliff Levingston (Wichita State) Pos: F Ht: 6-8 Wt: 220 DOB: 1/4/61

Year	G	FGM	FGA	PCT	3FGM	3FGA	PCT	FTM	FTA	PCT	REB	AST	PTS	AVG
1982-83	62	131	270	.485	0	1	.000	84	147	.571	232	52	346	5.6
1983-84	80	229	436	.525	0	3	.000	125	186	.672	545	109	583	7.3
<b>Det. Totals</b>	<b>142</b>	<b>360</b>	<b>706</b>	<b>.510</b>	<b>0</b>	<b>4</b>	<b>.000</b>	<b>209</b>	<b>333</b>	<b>.628</b>	<b>777</b>	<b>161</b>	<b>929</b>	<b>6.5</b>
<b>NBA Totals</b>	<b>773</b>	<b>2,278</b>	<b>4,394</b>	<b>.518</b>	<b>5</b>	<b>32</b>	<b>.156</b>	<b>1,198</b>	<b>1,755</b>	<b>.683</b>	<b>4,183</b>	<b>725</b>	<b>5,759</b>	<b>7.5</b>

# ALL-TIME PISTONS ROSTER • HISTORY

## 14, 45-Ralph Lewis (LaSalle) Pos: F Ht: 6-6 Wt: 200 DOB: 3/28/63

Year	G	FGM	FGA	PCT	3FGM	3FGA	PCT	FTM	FTA	PCT	REB	AST	PTS	AVG
1987-88	50	27	87	.370	0	1	.000	29	48	.604	51	14	83	1.7
1989-90	4	0	1	.000	-	-	-	-	-	-	0	0	0	0.0
<b>Det. Totals</b>	<b>54</b>	<b>27</b>	<b>88</b>	<b>.370</b>	<b>0</b>	<b>1</b>	<b>.000</b>	<b>29</b>	<b>48</b>	<b>.604</b>	<b>51</b>	<b>14</b>	<b>83</b>	<b>1.7</b>
<b>NBA Totals</b>	<b>99</b>	<b>89</b>	<b>215</b>	<b>.414</b>	<b>1</b>	<b>4</b>	<b>.250</b>	<b>50</b>	<b>89</b>	<b>.562</b>	<b>118</b>	<b>29</b>	<b>229</b>	<b>2.3</b>

## 30-Marcus Liberty (Illinois) Pos: F Ht: 6-8 Wt: 205 DOB: 10/27/68

Year	G	FGM	FGA	PCT	3FGM	3FGA	PCT	FTM	FTA	PCT	REB	AST	PTS	AVG
1993-94	35	36	116	.310	10	27	.270	18	37	.486	56	15	100	2.9
<b>Det. Totals</b>	<b>35</b>	<b>36</b>	<b>116</b>	<b>.310</b>	<b>10</b>	<b>27</b>	<b>.270</b>	<b>18</b>	<b>37</b>	<b>.486</b>	<b>56</b>	<b>15</b>	<b>100</b>	<b>2.9</b>
<b>NBA Totals</b>	<b>267</b>	<b>783</b>	<b>1,877</b>	<b>.417</b>	<b>66</b>	<b>194</b>	<b>.340</b>	<b>310</b>	<b>467</b>	<b>.664</b>	<b>925</b>	<b>244</b>	<b>1,942</b>	<b>7.3</b>

## 26-Bill Ligon (Vanderbilt) Pos: G Ht: 6-4 Wt: 180 DOB: 5/19/52

Year	G	FGM	FGA	PCT	3FGM	3FGA	PCT	FTM	FTA	PCT	REB	AST	PTS	AVG
1974-75	38	55	143	.385	-	-	-	16	25	.640	26	25	126	3.3
<b>Det. Totals</b>	<b>38</b>	<b>55</b>	<b>143</b>	<b>.385</b>	<b>-</b>	<b>-</b>	<b>-</b>	<b>16</b>	<b>25</b>	<b>.640</b>	<b>26</b>	<b>25</b>	<b>126</b>	<b>3.3</b>
<b>NBA Totals</b>	<b>38</b>	<b>55</b>	<b>143</b>	<b>.385</b>	<b>-</b>	<b>-</b>	<b>-</b>	<b>16</b>	<b>25</b>	<b>.640</b>	<b>26</b>	<b>25</b>	<b>126</b>	<b>3.3</b>

## 17-Earl Lloyd (West Virginia State) Pos: F Ht: 6-6 Wt: 220 DOB: 4/3/28

Year	G	FGM	FGA	PCT	3FGM	3FGA	PCT	FTM	FTA	PCT	REB	AST	PTS	AVG
1958-59	72	234	670	.349	-	-	-	137	182	.753	500	90	605	8.4
1959-60	68	237	665	.356	-	-	-	128	160	.800	322	89	602	8.9
<b>Det. Totals</b>	<b>140</b>	<b>471</b>	<b>1,335</b>	<b>.352</b>	<b>-</b>	<b>-</b>	<b>-</b>	<b>265</b>	<b>342</b>	<b>.775</b>	<b>822</b>	<b>179</b>	<b>1,207</b>	<b>8.6</b>
<b>NBA Totals</b>	<b>560</b>	<b>1,766</b>	<b>4,955</b>	<b>.356</b>	<b>-</b>	<b>-</b>	<b>-</b>	<b>1,150</b>	<b>1,533</b>	<b>.750</b>	<b>3,609</b>	<b>810</b>	<b>4,682</b>	<b>8.4</b>

## 43-Grant Long (Eastern Michigan) Pos: F Ht: 6-9 Wt: 248 DOB: 3/12/66

Year	G	FGM	FGA	PCT	3FGM	3FGA	PCT	FTM	FTA	PCT	REB	AST	PTS	AVG
1996-97	65	123	275	.447	17	47	.362	63	84	.750	222	39	326	5.0
1997-98	40	50	117	.427	0	4	.000	41	57	.719	150	25	141	3.5
<b>Det. Totals</b>	<b>105</b>	<b>173</b>	<b>392</b>	<b>.441</b>	<b>17</b>	<b>51</b>	<b>.333</b>	<b>104</b>	<b>141</b>	<b>.738</b>	<b>372</b>	<b>64</b>	<b>467</b>	<b>4.4</b>
<b>NBA Totals</b>	<b>1,003</b>	<b>3,472</b>	<b>7,440</b>	<b>.467</b>	<b>83</b>	<b>293</b>	<b>.283</b>	<b>2,491</b>	<b>3,272</b>	<b>.761</b>	<b>6,154</b>	<b>1,716</b>	<b>9,518</b>	<b>9.5</b>

## 25-John Long (Detroit) Pos: G Ht: 6-5 Wt: 200 DOB: 8/28/56

Year	G	FGM	FGA	PCT	3FGM	3FGA	PCT	FTM	FTA	PCT	REB	AST	PTS	AVG
1978-79	82	581	1,240	.469	-	-	-	157	190	.826	266	121	1,319	16.1
1979-80	69	588	1,164	.505	1	12	.083	160	194	.825	337	206	1,337	19.4
1980-81	59	441	957	.461	2	11	.182	160	184	.870	197	106	1,044	17.7
1981-82	69	637	1,294	.492	2	15	.133	238	275	.865	257	148	1,514	21.9
1982-83	70	312	692	.451	2	7	.286	111	146	.760	180	105	737	10.5
1983-84	82	545	1,154	.472	1	5	.200	243	275	.884	289	205	1,334	16.3
1984-85	66	431	885	.487	5	15	.333	106	123	.862	190	130	973	14.7
1985-86	62	264	548	.482	3	16	.188	89	104	.856	98	82	620	1



# HISTORY • ALL-TIME PISTONS ROSTER

## 34-Sidney Lowe (North Carolina State) Pos: G Ht: 6-0 Wt: 195 DOB: 1/21/60

Year	G	FGM	FGA	PCT	3FGM	3FGA	PCT	FTM	FTA	PCT	REB	AST	PTS	AVG
1984-85	6	2	7	.286	-	-	-	-	-	-	1	8	4	0.7
<b>Det. Totals</b>	<b>6</b>	<b>2</b>	<b>7</b>	<b>.286</b>	<b>-</b>	<b>-</b>	<b>-</b>	<b>-</b>	<b>-</b>	<b>-</b>	<b>1</b>	<b>8</b>	<b>4</b>	<b>0.7</b>
<b>NBA Totals</b>	<b>193</b>	<b>198</b>	<b>540</b>	<b>.367</b>	<b>4</b>	<b>30</b>	<b>.133</b>	<b>162</b>	<b>212</b>	<b>.764</b>	<b>335</b>	<b>749</b>	<b>562</b>	<b>2.9</b>

## 2, 3-Mark Macon (Temple) Pos: G Ht: 6-5 Wt: 185 DOB: 4/14/69

Year	G	FGM	FGA	PCT	3FGM	3FGA	PCT	FTM	FTA	PCT	REB	AST	PTS	AVG
1993-94	42	69	184	.375	2	10	.200	23	34	.676	41	51	163	3.9
1994-95	55	101	265	.381	20	62	.323	54	68	.794	76	63	267	4.9
1995-96	23	29	67	.433	7	15	.467	9	11	.818	22	16	74	3.2
1998-99	7	4	20	.200	1	3	.333	-	-	-	5	4	9	1.3
<b>Det. Totals</b>	<b>127</b>	<b>203</b>	<b>536</b>	<b>.379</b>	<b>30</b>	<b>90</b>	<b>.333</b>	<b>86</b>	<b>113</b>	<b>.761</b>	<b>144</b>	<b>74</b>	<b>513</b>	<b>4.0</b>
<b>NBA Totals</b>	<b>251</b>	<b>694</b>	<b>1806</b>	<b>.384</b>	<b>56</b>	<b>126</b>	<b>.444</b>	<b>263</b>	<b>358</b>	<b>.734</b>	<b>467</b>	<b>428</b>	<b>1,676</b>	<b>6.7</b>

## 44-Rick Mahorn (Hampton Institute) Pos: F/C Ht: 6-10 Wt: 260 DOB: 9/21/58

Year	G	FGM	FGA	PCT	3FGM	3FGA	PCT	FTM	FTA	PCT	REB	AST	PTS	AVG
1985-86	80	157	345	.455	0	1	.000	81	119	.681	412	64	395	4.9
1986-87	63	144	322	.447	-	-	-	96	117	.821	375	38	384	6.1
1987-88	67	276	481	.574	1	2	.500	164	217	.756	565	60	717	10.7
1988-89	72	203	393	.517	0	2	.000	116	155	.748	496	59	522	7.3
1996-97	22	20	54	.370	0	1	.000	16	22	.727	53	6	56	2.5
1997-98	59	59	129	.457	-	-	-	23	34	.676	195	15	141	2.4
<b>Det. Totals</b>	<b>363</b>	<b>859</b>	<b>1,724</b>	<b>.498</b>	<b>1</b>	<b>6</b>	<b>.167</b>	<b>496</b>	<b>664</b>	<b>.747</b>	<b>2,096</b>	<b>242</b>	<b>2,215</b>	<b>6.1</b>
<b>NBA Totals</b>	<b>1,117</b>	<b>3,098</b>	<b>6,286</b>	<b>.492</b>	<b>5</b>	<b>38</b>	<b>.132</b>	<b>1,561</b>	<b>2,218</b>	<b>.703</b>	<b>6,967</b>	<b>1,081</b>	<b>7,763</b>	<b>6.9</b>

## 44-Steve Malovic (San Diego State) Pos: C Ht: 6-10 Wt: 230 DOB: 7/21/56

Year	G	FGM	FGA	PCT	3FGM	3FGA	PCT	FTM	FTA	PCT	REB	AST	PTS	AVG
1979-80	10	8	25	.320	-	-	-	10	14	.714	28	15	26	2.6
<b>Det. Totals</b>	<b>10</b>	<b>8</b>	<b>25</b>	<b>.320</b>	<b>-</b>	<b>-</b>	<b>-</b>	<b>10</b>	<b>14</b>	<b>.714</b>	<b>28</b>	<b>15</b>	<b>26</b>	<b>2.6</b>
<b>NBA Totals</b>	<b>39</b>	<b>31</b>	<b>67</b>	<b>.463</b>	<b>-</b>	<b>-</b>	<b>-</b>	<b>18</b>	<b>27</b>	<b>.667</b>	<b>86</b>	<b>26</b>	<b>80</b>	<b>2.1</b>

## 5-Danny Manning (Kansas) Pos: F Ht: 6-10 Wt: 234 DOB: 5/17/66

Year	G	FGM	FGA	PCT	3FGM	3FGA	PCT	FTM	FTA	PCT	REB	AST	PTS	AVG
2002-03	13	13	32	.406	3	8	.375	5	6	.833	18	7	34	2.6
<b>Det. Totals</b>	<b>13</b>	<b>13</b>	<b>32</b>	<b>.406</b>	<b>3</b>	<b>8</b>	<b>.375</b>	<b>5</b>	<b>6</b>	<b>.833</b>	<b>18</b>	<b>7</b>	<b>34</b>	<b>2.6</b>
<b>NBA Totals</b>	<b>883</b>	<b>5,026</b>	<b>9,835</b>	<b>.511</b>	<b>41</b>	<b>199</b>	<b>.206</b>	<b>2,274</b>	<b>3,120</b>	<b>.729</b>	<b>4,615</b>	<b>2,063</b>	<b>12,367</b>	<b>14.0</b>

## 12-Pace Mannion (Utah) Pos: F Ht: 6-7 Wt: 190 DOB: 9/22/60

Year	G	FGM	FGA	PCT	3FGM	3FGA	PCT	FTM	FTA	PCT	REB	AST	PTS	AVG
1988-89	5	2	2	1.000	-	-	-	-	-	-	3	0	4	0.8
<b>Det. Totals</b>	<b>5</b>	<b>2</b>	<b>2</b>	<b>1.000</b>	<b>-</b>	<b>-</b>	<b>-</b>	<b>-</b>	<b>-</b>	<b>-</b>	<b>3</b>	<b>0</b>	<b>4</b>	<b>0.8</b>
<b>NBA Totals</b>	<b>216</b>	<b>257</b>	<b>623</b>	<b>.413</b>	<b>16</b>	<b>79</b>	<b>.203</b>	<b>130</b>	<b>196</b>	<b>.663</b>	<b>259</b>	<b>231</b>	<b>660</b>	<b>3.1</b>

## 26-Harvey Marlatt (E. Michigan) Pos: G Ht: 6-3 Wt: 185 DOB: 8/26/48

Year	G	FGM	FGA	PCT	3FGM	3FGA	PCT	FTM	FTA	PCT	REB	AST	PTS	AVG
1970-71	23	25	80	.313	-	-	-	15	18	.833	23	30	65	2.8
1971-72	31	60	149	.403	-	-	-	36	42	.857	62	60	156	5.0
1972-73	7	2	4	.500	-	-	-	-	-	-	1	4	4	0.6
<b>Det. Totals</b>	<b>61</b>	<b>87</b>	<b>233</b>	<b>.373</b>	<b>-</b>	<b>-</b>	<b>-</b>	<b>51</b>	<b>60</b>	<b>.850</b>	<b>86</b>	<b>94</b>	<b>225</b>	<b>3.7</b>
<b>NBA Totals</b>	<b>61</b>	<b>87</b>	<b>233</b>	<b>.373</b>	<b>-</b>	<b>-</b>	<b>-</b>	<b>51</b>	<b>60</b>	<b>.850</b>	<b>86</b>	<b>94</b>	<b>225</b>	<b>3.7</b>

## 8-Tom Marshall (Western Kentucky) Pos: G Ht: 6-4 Wt: 215 DOB: 1/6/31

Year	G	FGM	FGA	PCT	3FGM	3FGA	PCT	FTM	FTA	PCT	REB	AST	PTS	AVG
1957-58	9	7	21	.333	-	-	-	7	8	.875	7	3	21	2.3
<b>Det. Totals</b>	<b>9</b>	<b>7</b>	<b>21</b>	<b>.333</b>	<b>-</b>	<b>-</b>	<b>-</b>	<b>7</b>	<b>8</b>	<b>.875</b>	<b>7</b>	<b>3</b>	<b>21</b>	<b>2.3</b>
<b>NBA Totals</b>	<b>168</b>	<b>354</b>	<b>913</b>	<b>.388</b>	<b>-</b>	<b>-</b>	<b>-</b>	<b>244</b>	<b>344</b>	<b>.709</b>	<b>492</b>	<b>188</b>	<b>952</b>	<b>5.7</b>

# ALL-TIME PISTONS ROSTER • HISTORY

## 54-Jason Maxiell (Cincinnati) Pos: F Ht: 6-7 Wt: 260 DOB: 2/18/83

Year	G	FGM	FGA	PCT	3FGM	3FGA	PCT	FTM	FTA	PCT	REB	AST	PTS	AVG
2005-06	26	23	54	.426	0	0	-	14	42	.333	28	3	60	2.3
2006-07	67	131	262	.500	-	-	-	72	137	.526	186	14	334	5.0
2007-08	82	240	446	.538	0	1	.000	171	270	.633	433	46	651	7.9
<b>Det. Totals</b>	<b>175</b>	<b>394</b>	<b>762</b>	<b>.517</b>	<b>0</b>	<b>1</b>	<b>.000</b>	<b>257</b>	<b>449</b>	<b>.572</b>	<b>647</b>	<b>63</b>	<b>1,045</b>	<b>6.0</b>
<b>NBA Totals</b>	<b>175</b>	<b>394</b>	<b>762</b>	<b>.517</b>	<b>0</b>	<b>1</b>	<b>.000</b>	<b>257</b>	<b>449</b>	<b>.572</b>	<b>647</b>	<b>63</b>	<b>1,045</b>	<b>6.0</b>

## 24-Scott May (Indiana) Pos: F Ht: 6-6 Wt: 215 DOB: 3/19/54

Year	G	FGM	FGA	PCT	3FGM	3FGA	PCT	FTM	FTA	PCT	REB	AST	PTS	AVG
1982-83	9	21	50	.420	-	-	-	17	21	.810	26	12	59	6.6
<b>Det. Totals</b>	<b>9</b>	<b>21</b>	<b>50</b>	<b>.420</b>	<b>-</b>	<b>-</b>	<b>-</b>	<b>17</b>	<b>21</b>	<b>.810</b>	<b>26</b>	<b>12</b>	<b>59</b>	<b>6.6</b>
<b>NBA Totals</b>	<b>355</b>	<b>1,432</b>	<b>3,100</b>	<b>.462</b>	<b>0</b>	<b>8</b>	<b>.000</b>	<b>826</b>	<b>1,018</b>	<b>.811</b>	<b>1,450</b>	<b>610</b>	<b>3,690</b>	<b>10.4</b>

## 11-Bob McAdoo (North Carolina) Pos: F/C Ht: 6-9 Wt: 210 DOB: 9/15/51

Year	G	FGM	FGA	PCT	3FGM	3FGA	PCT	FTM	FTA	PCT	REB	AST	PTS	AVG
1979-80	58	492	1,025	.480	3	24	.125	235	322	.730	467	200	1,222	21.1
1980-81	6	30	82	.366	-	-	-	12	20	.600	41	20	72	12.0
<b>Det. Totals</b>	<b>64</b>	<b>522</b>	<b>1,107</b>	<b>.472</b>	<b>3</b>	<b>24</b>	<b>.125</b>	<b>247</b>	<b>342</b>	<b>.722</b>	<b>508</b>	<b>220</b>	<b>1,294</b>	<b>20.2</b>
<b>NBA Totals</b>	<b>852</b>	<b>7,420</b>	<b>14,751</b>	<b>.503</b>	<b>3</b>	<b>37</b>	<b>.081</b>	<b>3,944</b>	<b>5,229</b>	<b>.754</b>	<b>8,048</b>	<b>1,951</b>	<b>18,787</b>	<b>22.1</b>

## 30-Bob McCann (Morehead State) Pos: F Ht: 6-7 Wt: 245 DOB: 4/22/64

Year	G	FGM	FGA	PCT	3FGM	3FGA	PCT	FTM	FTA	PCT	REB	AST	PTS	AVG
1991-92	26	13	33	.394	0	1	.000	4	13	.308	30	6	30	1.1
<b>Det. Totals</b>	<b>26</b>	<b>13</b>	<b>33</b>	<b>.394</b>	<b>0</b>	<b>1</b>	<b>.000</b>	<b>4</b>	<b>13</b>	<b>.308</b>	<b>30</b>	<b>6</b>	<b>30</b>	<b>1.1</b>
<b>NBA Totals</b>	<b>115</b>	<b>220</b>	<b>464</b>	<b>.474</b>	<b>0</b>	<b>3</b>	<b>.000</b>	<b>111</b>	<b>179</b>	<b>.620</b>	<b>324</b>	<b>80</b>	<b>551</b>	<b>4.8</b>

## 24-Antonio McDyess (Alabama) Pos: F Ht: 6-9 Wt: 245 DOB: 9/7/74

Year	G	FGM	FGA	PCT	3FGM	3FGA	PCT	FTM	FTA	PCT	REB	AST	PTS	AVG
2004-05	77	307	598	.513	0	1	.000	126	192	.656	482	71	740	9.6
2005-06	82	285	560	.509	0	2	.000	68	122	.557	436	90	638	7.8
2006-07	82	284	540	.526	-	-	-	96	139	.691	496	72	664	8.1
2007-08	78	293	600	.488	0	2	.000	97	156	.622	666	89	683	8.8
<b>Det. Totals</b>	<b>319</b>	<b>1,169</b>	<b>2,298</b>	<b>.509</b>	<b>0</b>	<b>5</b>	<b>.000</b>	<b>387</b>	<b>609</b>	<b>.635</b>	<b>2,080</b>	<b>322</b>	<b>2,725</b>	<b>8.5</b>
<b>NBA Totals</b>	<b>803</b>	<b>4,404</b>	<b>8,864</b>	<b>.497</b>	<b>7</b>	<b>57</b>	<b>.123</b>	<b>1,980</b>	<b>2,958</b>	<b>.669</b>	<b>6,181</b>	<b>1,050</b>	<b>10,795</b>	<b>13.4</b>

## 33-James McElroy (C.



# HISTORY • ALL-TIME PISTONS ROSTER

## 18-McCoy McLemore (Drake) Pos: F Ht: 6-7 Wt: 230 DOB: 4/3/42

Year	G	FGM	FGA	PCT	3FGM	3FGA	PCT	FTM	FTA	PCT	REB	AST	PTS	AVG
1968-69	50	141	356	.396	-	-	-	94	104	.808	236	44	266	7.3
1969-70	73	233	500	.466	-	-	-	119	145	.821	336	83	585	8.0
<b>Det. Totals</b>	<b>123</b>	<b>374</b>	<b>856</b>	<b>.437</b>	-	-	-	<b>213</b>	<b>249</b>	<b>.855</b>	<b>572</b>	<b>127</b>	<b>851</b>	<b>6.9</b>
<b>NBA Totals</b>	<b>580</b>	<b>1,947</b>	<b>4,943</b>	<b>.394</b>	-	-	-	<b>1,236</b>	<b>1,603</b>	<b>.771</b>	<b>3,161</b>	<b>733</b>	<b>5,130</b>	<b>8.8</b>

## 5-Shellie McMillon (Bradley) Pos: F Ht: 6-5 Wt: 205 DOB: 3/11/36

Year	G	FGM	FGA	PCT	3FGM	3FGA	PCT	FTM	FTA	PCT	REB	AST	PTS	AVG
1958-59	48	127	289	.439	-	-	-	55	104	.529	285	26	309	6.4
1959-60	75	267	627	.426	-	-	-	132	199	.663	431	49	666	8.9
1960-61	78	322	752	.428	-	-	-	140	201	.697	487	98	784	10.1
1961-62	14	26	83	.313	-	-	-	20	36	.556	64	6	72	5.1
<b>Det. Totals</b>	<b>215</b>	<b>742</b>	<b>1,751</b>	<b>.424</b>	-	-	-	<b>347</b>	<b>540</b>	<b>.643</b>	<b>1,267</b>	<b>179</b>	<b>1,831</b>	<b>8.5</b>
<b>NBA Totals</b>	<b>263</b>	<b>981</b>	<b>2,259</b>	<b>.434</b>	-	-	-	<b>435</b>	<b>686</b>	<b>.634</b>	<b>1,571</b>	<b>232</b>	<b>2,397</b>	<b>9.1</b>

## 32-Larry McNeill (Marquette) Pos: F Ht: 6-9 Wt: 195 DOB: 1/31/51

Year	G	FGM	FGA	PCT	3FGM	3FGA	PCT	FTM	FTA	PCT	REB	AST	PTS	AVG
1978-79	11	9	20	.450	-	-	-	11	12	.917	10	3	29	2.6
<b>Det. Totals</b>	<b>11</b>	<b>9</b>	<b>20</b>	<b>.450</b>	-	-	-	<b>11</b>	<b>12</b>	<b>.917</b>	<b>10</b>	<b>3</b>	<b>29</b>	<b>2.6</b>
<b>NBA Totals</b>	<b>297</b>	<b>915</b>	<b>1,963</b>	<b>.466</b>	-	-	-	<b>703</b>	<b>902</b>	<b>.779</b>	<b>1,440</b>	<b>225</b>	<b>2,533</b>	<b>8.5</b>

## 40-Cozell McQueen (N. Carolina State) Pos: F/C Ht: 6-11 Wt: 235 DOB: 1/18/62

Year	G	FGM	FGA	PCT	3FGM	3FGA	PCT	FTM	FTA	PCT	REB	AST	PTS	AVG
1986-87	3	3	3	1.000	-	-	-	-	-	-	6	1	3	1.0
<b>Det. Totals</b>	<b>3</b>	<b>3</b>	<b>3</b>	<b>1.000</b>	-	-	-	-	-	-	<b>6</b>	<b>1</b>	<b>3</b>	<b>1.0</b>
<b>NBA Totals</b>	<b>3</b>	<b>3</b>	<b>3</b>	<b>1.000</b>	-	-	-	-	-	-	<b>6</b>	<b>1</b>	<b>3</b>	<b>1.0</b>

## 15-John Mengelt (Auburn) Pos: G Ht: 6-2 1/2 Wt: 195 DOB: 10/16/49

Year	G	FGM	FGA	PCT	3FGM	3FGA	PCT	FTM	FTA	PCT	REB	AST	PTS	AVG
1972-73	67	294	583	.504	-	-	-	116	141	.823	159	128	704	10.5
1973-74	77	249	558	.446	-	-	-	182	229	.795	206	148	680	8.8
1974-75	80	336	701	.479	-	-	-	211	248	.851	191	201	883	11.0
1975-76	67	264	540	.489	-	-	-	192	237	.810	115	108	720	10.7
<b>Det. Totals</b>	<b>291</b>	<b>1,143</b>	<b>2,382</b>	<b>.480</b>	-	-	-	<b>701</b>	<b>855</b>	<b>.820</b>	<b>671</b>	<b>585</b>	<b>2,987</b>	<b>10.3</b>
<b>NBA Totals</b>	<b>636</b>	<b>2,418</b>	<b>5,047</b>	<b>.479</b>	<b>0</b>	<b>6</b>	<b>.000</b>	<b>1,382</b>	<b>1,708</b>	<b>.809</b>	<b>1,221</b>	<b>1,329</b>	<b>6,218</b>	<b>9.8</b>

## 14-Eddie Miles (Seattle) Pos: G Ht: 6-4 Wt: 195 DOB: 7/5/40

Year	G	FGM	FGA	PCT	3FGM	3FGA	PCT	FTM	FTA	PCT	REB	AST	PTS	AVG
1963-64	60	131	371	.353	-	-	-	62	87	.713	95	58	324	5.4
1964-65	76	43	994	.442	-	-	-	166	223	.744	258	157	1,044	13.7
1965-66	80	634	1,418	.447	-	-	-	298	402	.741	302	221	1,566	19.6
1966-67	81	582	1,363	.427	-	-	-	261	338	.772	298	181	1,425	17.6
1967-68	76	561	1,180	.475	-	-	-	282	369	.764	264	215	1,404	18.5
1968-69	80	441	983	.449	-	-	-	182	273	.667	283	180	1,064	13.3
1969-70	44	231	531	.435	-	-	-	130	170	.765	173	82	592	13.5
<b>Det. Totals</b>	<b>417</b>	<b>2,118</b>	<b>6,840</b>	<b>.310</b>	-	-	-	<b>1,381</b>	<b>1,862</b>	<b>.742</b>	<b>1,673</b>	<b>1,094</b>	<b>7,419</b>	<b>17.8</b>
<b>NBA Totals</b>	<b>605</b>	<b>3,301</b>	<b>7,505</b>	<b>.440</b>	-	-	-	<b>1,518</b>	<b>2,032</b>	<b>.747</b>	<b>1,860</b>	<b>1,225</b>	<b>8,120</b>	<b>13.4</b>

## 31-Darko Milicic (Serbia & Montenegro) Pos: F/C Ht: 7-0 Wt: 245 DOB: 6/20/85

Year	G	FGM	FGA	PCT	3FGM	3FGA	PCT	FTM	FTA	PCT	REB	AST	PTS	AVG
2003-04	34	17	65	.262	0	1	.000	14	24	.583	43	7	48	1.4
2004-05	37	25	76	.329	0	0	-	17	24	.708	43	7	67	1.8
2005-06	25	17	33	.515	0	2	.000	3	8	.375	28	9	37	1.5
<b>Det. Totals</b>	<b>103</b>	<b>59</b>	<b>174</b>	<b>.339</b>	<b>0</b>	<b>3</b>	<b>.000</b>	<b>34</b>	<b>56</b>	<b>.607</b>	<b>114</b>	<b>23</b>	<b>152</b>	<b>1.5</b>
<b>NBA Totals</b>	<b>276</b>	<b>629</b>	<b>1,423</b>	<b>.442</b>	<b>0</b>	<b>5</b>	<b>.000</b>	<b>267</b>	<b>449</b>	<b>.595</b>	<b>1,098</b>	<b>203</b>	<b>1,525</b>	<b>5.5</b>

# ALL-TIME PISTONS ROSTER • HISTORY

## 25-Oliver Miller (Arkansas) Pos: C Ht: 6-9 Wt: 315 DOB: 4/6/70

Year	G	FGM	FGA	PCT	3FGM	3FGA	PCT	FTM	FTA	PCT	REB	AST	PTS	AVG
1994-95	64	232	418	.555	3	13	.230	78	124	.629	475	93	545	8.2
<b>Det. Totals</b>	<b>64</b>	<b>232</b>	<b>418</b>	<b>.555</b>	<b>3</b>	<b>13</b>	<b>.230</b>	<b>78</b>	<b>124</b>	<b>.629</b>	<b>475</b>	<b>93</b>	<b>545</b>	<b>8.2</b>
<b>NBA Totals</b>	<b>493</b>	<b>1,536</b>	<b>2,874</b>	<b>.534</b>	<b>5</b>	<b>43</b>	<b>.116</b>	<b>548</b>	<b>858</b>	<b>.639</b>	<b>2,893</b>	<b>1,061</b>	<b>3,625</b>	<b>7.4</b>

## 6-Terry Mills (Michigan) Pos: F Ht: 6-10 Wt: 250 DOB: 12/21/67

Year	G	FGM	FGA	PCT	3FGM	3FGA	PCT	FTM	FTA	PCT	REB	AST	PTS	AVG
1992-93	81	494	1072	.461	10	36	.278	201	254	.791	472	111	1,199	14.8
1993-94	80	588	1151	.511	24	73	.329	181	227	.797	672	177	1,381	17.3
1994-95	72	417	933	.447	109	258	.382	175	219	.799	558	160	1,118	15.5
1995-96	82	283	675	.419	82	207	.396	121	157	.770	352	98	769	9.4
1996-97	79	312	702	.444	175	415	.422	58	70	.829	377	99	857	10.8
1999-00	82	214	488	.439	95	242	.393	25	34	.735	390	85	548	6.7
<b>Det. Totals</b>	<b>476</b>	<b>2,308</b>	<b>5,021</b>	<b>.460</b>	<b>495</b>	<b>1,231</b>	<b>.402</b>	<b>761</b>	<b>961</b>	<b>.792</b>	<b>2,821</b>	<b>730</b>	<b>5,872</b>	<b>12.3</b>
<b>NBA Totals</b>	<b>678</b>	<b>2,847</b>	<b>6,227</b>	<b>.457</b>	<b>533</b>	<b>1,387</b>	<b>.384</b>	<b>948</b>	<b>1,214</b>	<b>.781</b>	<b>3,680</b>	<b>891</b>	<b>7,175</b>	<b>10.6</b>

## 23-Steve Mix (Toledo) Pos: F Ht: 6-7 Wt: 215 DOB: 12/30/47

Year	G	FGM	FGA	PCT	3FGM	3FGA	PCT	FTM	FTA	PCT	REB	AST	PTS	AVG
1969-70	18	48	100	.480	-	-	-	23	39	.590	64	15	119	6.6
1970-71	35	111	249	.446	-	-	-	68	89	.764	164	34	290	8.3
1971-72	8	15	47	.319	-	-	-	7	12	.583	23	4	37	4.6
<b>Det. Totals</b>	<b>61</b>	<b>174</b>	<b>396</b>	<b>.439</b>	-	-	-	<b>98</b>	<b>140</b>	<b>.700</b>	<b>251</b>	<b>63</b>	<b>446</b>	<b>7.3</b>
<b>NBA Totals</b>	<b>787</b>	<b>3,204</b>	<b>6,428</b>	<b>.498</b>	<b>6</b>	<b>21</b>	<b>.286</b>	<b>1,941</b>	<b>2,417</b>	<b>.803</b>	<b>4,159</b>	<b>1,393</b>	<b>8,355</b>	<b>10.6</b>

## 13-Nazr Mohammed (Kentucky) Pos: C Ht: 6-10 Wt: 250 DOB: 9/5/77

Year	G	FGM	FGA	PCT	3FGM	3FGA	PCT	FTM	FTA	PCT	REB	AST	PTS	AVG
2006-07	51	118	222	.531	-	-	-	50	82	.610	229	9	286	5.6
2007-08	21	28	59	.475	0	1	.000	13	30	.433	73	6	69	3.3
<b>Det. Totals</b>	<b>72</b>	<b>146</b>	<b>281</b>	<b>.520</b>	<b>0</b>	<b>1</b>	<b>.000</b>	<b>63</b>	<b>112</b>	<b>.563</b>	<b>302</b>	<b>15</b>	<b>355</b>	<b>4.9</b>
<b>NBA Totals</b>	<b>599</b>	<b>1,723</b>	<b>3,538</b>	<b>.487</b>	<b>0</b>	<b>4</b>	<b>.000</b>	<b>787</b>	<b>1,217</b>	<b>.647</b>	<b>3,375</b>	<b>253</b>	<b>4,233</b>	<b>7.1</b>

## 44-Paul Mokeski (Kansas) Pos: C Ht: 7-0 Wt: 250 DOB: 1/3/57

Year	G	FGM	FGA	PCT	3FGM	3FGA	PCT	FTM	FTA	PCT	REB	AST	PTS	AVG
1980-81	80	224	458	.489	0	1	.000	120	200	.600	418	135	588	7.4
1981-82	39	49	111	.441	-	-	-	25	33	.758	122	24	123	3.2
<b>Det. Totals</b>	<b>119</b>	<b>273</b>	<b>569</b>	<b>.480</b>	<b>0</b>	<b>1</b>	<b>.000</b>	<b>145</b>						



# HISTORY • ALL-TIME PISTONS ROSTER

## 31-Mikki Moore (Nebraska)

		Pos: C			Ht: 7-0			Wt: 225			DOB: 11/4/75			
Year	G	FGM	FGA	PCT	3FGM	3FGA	PCT	FTM	FTA	PCT	REB	AST	PTS	AVG
1998-99	2	1	1	1.000	-	-	-	2	2	1.000	1	0	4	2.0
1999-00	29	87	140	.621	-	-	-	54	68	.794	112	17	228	7.9
2000-01	81	132	268	.493	0	1	.000	95	130	.731	316	33	359	4.4
2001-02	30	29	61	.475	1	2	.500	20	26	.769	53	11	79	2.6
<b>Det. Totals</b>	<b>142</b>	<b>249</b>	<b>470</b>	<b>.530</b>	<b>1</b>	<b>3</b>	<b>.333</b>	<b>171</b>	<b>226</b>	<b>.757</b>	<b>482</b>	<b>61</b>	<b>670</b>	<b>4.7</b>
<b>NBA Totals</b>	<b>464</b>	<b>1,092</b>	<b>1,988</b>	<b>.549</b>	<b>2</b>	<b>13</b>	<b>.154</b>	<b>656</b>	<b>886</b>	<b>.740</b>	<b>1,847</b>	<b>315</b>	<b>2,842</b>	<b>6.1</b>

## 20, 35-Otto Moore (Pan America)

		Pos: C			Ht: 6-11			Wt: 205			DOB: 8/27/46			
Year	G	FGM	FGA	PCT	3FGM	3FGA	PCT	FTM	FTA	PCT	REB	AST	PTS	AVG
1968-69	74	241	544	.443	-	-	-	88	168	.524	524	68	570	7.7
1969-70	81	383	805	.476	-	-	-	194	305	.636	900	104	960	11.9
1970-71	82	310	696	.445	-	-	-	121	219	.553	700	88	741	9.0
1974-75	2	1	4	.250	-	-	-	1	2	.500	2	1	3	1.5
<b>Det. Totals</b>	<b>239</b>	<b>935</b>	<b>2,049</b>	<b>.456</b>	-	-	-	<b>404</b>	<b>694</b>	<b>.582</b>	<b>2,126</b>	<b>261</b>	<b>2,274</b>	<b>9.5</b>
<b>NBA Totals</b>	<b>682</b>	<b>2,336</b>	<b>5,152</b>	<b>.453</b>	-	-	-	<b>944</b>	<b>1,550</b>	<b>.609</b>	<b>5,575</b>	<b>1,060</b>	<b>5,616</b>	<b>8.2</b>

## 54-Ron Moore (West Virginia State)

		Pos: C			Ht: 7-0			Wt: 260			DOB: 1/16/62			
Year	G	FGM	FGA	PCT	3FGM	3FGA	PCT	FTM	FTA	PCT	REB	AST	PTS	AVG
1987-88	9	4	13	.308	-	-	-	2	4	.500	2	1	10	1.1
<b>Det. Totals</b>	<b>9</b>	<b>4</b>	<b>13</b>	<b>.308</b>	-	-	-	<b>2</b>	<b>4</b>	<b>.500</b>	<b>2</b>	<b>1</b>	<b>10</b>	<b>1.1</b>
<b>NBA Totals</b>	<b>14</b>	<b>9</b>	<b>29</b>	<b>.310</b>	-	-	-	<b>6</b>	<b>8</b>	<b>.750</b>	<b>8</b>	<b>1</b>	<b>24</b>	<b>1.7</b>

## 23-Tracy Moore (Tulsa)

		Pos: G			Ht: 6-4			Wt: 200			DOB: 12/28/65			
Year	G	FGM	FGA	PCT	3FGM	3FGA	PCT	FTM	FTA	PCT	REB	AST	PTS	AVG
1993-94	3	2	3	.667	-	-	-	2	2	1.000	1	0	6	2.0
<b>Det. Totals</b>	<b>3</b>	<b>2</b>	<b>3</b>	<b>.667</b>	-	-	-	<b>2</b>	<b>2</b>	<b>1.000</b>	<b>1</b>	<b>0</b>	<b>6</b>	<b>2.0</b>
<b>NBA Totals</b>	<b>84</b>	<b>235</b>	<b>577</b>	<b>.407</b>	<b>53</b>	<b>151</b>	<b>.351</b>	<b>120</b>	<b>141</b>	<b>.851</b>	<b>135</b>	<b>95</b>	<b>643</b>	<b>7.7</b>

## 15-Jackie Moreland (Louisiana Tech.)

		Pos: F			Ht: 6-7			Wt: 215			DOB: 3/11/38			
Year	G	FGM	FGA	PCT	3FGM	3FGA	PCT	FTM	FTA	PCT	REB	AST	PTS	AVG
1960-61	64	191	477	.400	-	-	-	86	132	.652	315	52	468	7.3
1961-62	74	205	487	.421	-	-	-	139	186	.747	427	76	549	7.4
1962-63	78	271	622	.436	-	-	-	145	214	.678	449	114	687	8.8
1963-64	78	272	639	.426	-	-	-	164	210	.781	405	121	708	9.1
1964-65	54	103	296	.348	-	-	-	66	104	.635	183	69	272	5.0
<b>Det. Totals</b>	<b>348</b>	<b>1,042</b>	<b>2,521</b>	<b>.413</b>	-	-	-	<b>600</b>	<b>846</b>	<b>.709</b>	<b>1,779</b>	<b>432</b>	<b>2,684</b>	<b>7.7</b>
<b>NBA Totals</b>	<b>348</b>	<b>1,042</b>	<b>2,521</b>	<b>.413</b>	-	-	-	<b>600</b>	<b>846</b>	<b>.709</b>	<b>1,779</b>	<b>432</b>	<b>2,684</b>	<b>7.7</b>

## 35-Isiah Morris (Arkansas)

		Pos: F			Ht: 6-8			Wt: 230			DOB: 4/2/69			
Year	G	FGM	FGA	PCT	3FGM	3FGA	PCT	FTM	FTA	PCT	REB	AST	PTS	AVG
1992-93	25	26	57	.456	-	-	-	3	4	.750	12	4	55	2.2
<b>Det. Totals</b>	<b>25</b>	<b>26</b>	<b>57</b>	<b>.456</b>	-	-	-	<b>3</b>	<b>4</b>	<b>.750</b>	<b>12</b>	<b>4</b>	<b>55</b>	<b>2.2</b>
<b>NBA Totals</b>	<b>25</b>	<b>26</b>	<b>57</b>	<b>.456</b>	-	-	-	<b>3</b>	<b>4</b>	<b>.750</b>	<b>12</b>	<b>4</b>	<b>55</b>	<b>2.2</b>

## 51-Erwin Mueller (San Francisco)

		Pos: F			Ht: 6-8			Wt: 230			DOB: 3/12/44			
Year	G	FGM	FGA	PCT	3FGM	3FGA	PCT	FTM	FTA	PCT	REB	AST	PTS	AVG
1969-70	74	287	614	.467	-	-	-	185	254	.728	469	199	759	10.3
1970-71	52	126	309	.408	-	-	-	60	108	.556	223	113	312	6.0
1971-72	42	68	197	.345	-	-	-	43	74	.581	147	57	179	4.3
1972-73	21	9	31	.290	-	-	-	5	7	.714	14	7	23	1.1
<b>Det. Totals</b>	<b>189</b>	<b>490</b>	<b>1,151</b>	<b>.426</b>	-	-	-	<b>293</b>	<b>443</b>	<b>.661</b>	<b>853</b>	<b>376</b>	<b>1,273</b>	<b>6.7</b>
<b>NBA Totals</b>	<b>425</b>	<b>1,292</b>	<b>3,013</b>	<b>.429</b>	-	-	-	<b>664</b>	<b>1,059</b>	<b>.627</b>	<b>2,050</b>	<b>853</b>	<b>3,248</b>	<b>7.6</b>

## 41-Tod Murphy (UC Irvine)

		Pos: F/C			Ht: 6-9			Wt: 220			DOB: 12/24/63			
Year	G	FGM	FGA	PCT	3FGM	3FGA	PCT	FTM	FTA	PCT	REB	AST	PTS	AVG
1993-94	7	6	12	.500	-	-	-	3	6	.500	9	3	15	2.1
<b>Det. Totals</b>	<b>7</b>	<b>6</b>	<b>12</b>	<b>.500</b>	-	-	-	<b>3</b>	<b>6</b>	<b>.500</b>	<b>9</b>	<b>3</b>	<b>15</b>	<b>2.1</b>
<b>NBA Totals</b>	<b>191</b>	<b>396</b>	<b>872</b>	<b>.454</b>	<b>18</b>	<b>62</b>	<b>.290</b>	<b>239</b>	<b>352</b>	<b>.679</b>	<b>941</b>	<b>183</b>	<b>1,049</b>	<b>5.5</b>

# ALL-TIME PISTONS ROSTER • HISTORY

## 6- Ronald "Flip" Murray (Shaw)

		Pos: G			Ht: 6-3			Wt: 197			DOB: 7/29/79			
Year	G	FGM	FGA	PCT	3FGM	3FGA	PCT	FTM	FTA	PCT	REB	AST	PTS	AVG
2006-07	69	177	438	.404	24	83	.289	87	120	.725	113	187	465	6.7
2007-08	19	57	139	.410	6	27	.222	22	37	.595	36	64	142	7.5
<b>Det. Totals</b>	<b>88</b>	<b>234</b>	<b>577</b>	<b>.406</b>	<b>30</b>	<b>110</b>	<b>.273</b>	<b>109</b>	<b>157</b>	<b>.694</b>	<b>149</b>	<b>251</b>	<b>607</b>	<b>6.9</b>
<b>NBA Totals</b>	<b>332</b>	<b>1,183</b>	<b>2,882</b>	<b>.410</b>	<b>172</b>	<b>616</b>	<b>.279</b>	<b>559</b>	<b>783</b>	<b>.714</b>	<b>656</b>	<b>803</b>	<b>3,097</b>	<b>9.3</b>

## 19-Dorie Murrey (Detroit)

		Pos: F			Ht: 6-8			Wt: 215			DOB: 9/7/43			
Year	G	FGM	FGA	PCT	3FGM	3FGA	PCT	FTM	FTA	PCT	REB	AST	PTS	AVG
1966-67	35	33	82	.402	-	-	-	32	54	.593	102	12	98	2.8
<b>Det. Totals</b>	<b>35</b>	<b>33</b>	<b>82</b>	<b>.402</b>	-	-	-	<b>32</b>	<b>54</b>	<b>.593</b>	<b>102</b>	<b>12</b>	<b>98</b>	<b>2.8</b>
<b>NBA Totals</b>	<b>357</b>	<b>593</b>	<b>1,394</b>	<b>.425</b>	-	-	-	<b>497</b>	<b>732</b>	<b>.679</b>	<b>1,555</b>	<b>226</b>	<b>1,683</b>	<b>4.7</b>

## 33-Bob Nash (Hawaii)

		Pos: F			Ht: 6-8			Wt: 195			DOB: 8/24/50			
Year	G	FGM	FGA	PCT	3FGM	3FGA	PCT	FTM	FTA	PCT	REB	AST	PTS	AVG
1972-73	36	16	72	.222	-	-	-	11	17	.647	34	16	43	1.2
1973-74	35	41	115	.357	-	-	-	24	39	.615	74	14	106	3.0
<b>Det. Totals</b>	<b>71</b>	<b>57</b>	<b>187</b>	<b>.305</b>	-	-	-	<b>35</b>	<b>56</b>	<b>.625</b>	<b>108</b>	<b>30</b>	<b>149</b>	<b>2.1</b>
<b>NBA Totals</b>	<b>219</b>	<b>441</b>	<b>1,013</b>	<b>.435</b>	-	-	-	<b>154</b>	<b>211</b>	<b>.730</b>	<b>483</b>	<b>147</b>	<b>1,036</b>	<b>4.7</b>

## 42-Chuck Nevitt (N. Carolina St.)

		Pos: C			Ht: 7-5			Wt: 250			DOB: 6/13/59			
Year	G	FGM	FGA	PCT	3FGM	3FGA	PCT	FTM	FTA	PCT	REB	AST	PTS	AVG
1985-86	25	12	32	.375	-	-	-	15	20	.750	25	5	39	1.6
1986-87	41	31	63	.492	-	-	-	14	24	.583	83	4	76	1.9
1987-88	17	7	21	.333	-	-	-	3	6	.500	18	0	17	1.0
<b>Det. Totals</b>	<b>83</b>	<b>50</b>	<b>116</b>	<b>.431</b>	-	-	-	<b>32</b>	<b>50</b>	<b>.640</b>	<b>126</b>	<b>9</b>	<b>132</b>	<b>1.6</b>
<b>NBA Totals</b>	<b>155</b>	<b>99</b>	<b>226</b>	<b>.438</b>	-	-	-	<b>53</b>	<b>90</b>	<b>.589</b>	<b>239</b>	<b>19</b>	<b>251</b>	<b>1.6</b>

## 23-Melvin Newbern (Minnesota)

		Pos: G			Ht: 6-4			Wt: 200			DOB: 6/11/67			
Year	G	FGM	FGA	PCT	3FGM	3FGA	PCT	FTM	FTA	PCT	REB	AST	PTS	AVG
1992-93	33	42	113	.372	1	8	.125	34	60	.567	37	57	1	



# HISTORY • ALL-TIME PISTONS ROSTER

**8-Willie Norwood (Alcorn A-M)** Pos: F Ht: 6-7 Wt: 220 DOB: 8/8/47

Year	G	FGM	FGA	PCT	3FGM	3FGA	PCT	FTM	FTA	PCT	REB	AST	PTS	AVG
1971-72	78	222	440	.505	-	-	-	140	215	.651	316	43	584	7.5
1972-73	79	249	504	.494	-	-	-	154	225	.684	324	56	652	8.3
1973-74	74	247	484	.510	-	-	-	95	143	.664	229	58	589	8.0
1974-75	24	64	123	.520	-	-	-	31	42	.738	88	16	159	6.6
1977-78	16	34	82	.415	-	-	-	20	29	.690	54	14	88	5.5
<b>Det. Totals</b>	<b>271</b>	<b>816</b>	<b>1,633</b>	<b>.499</b>	-	-	-	<b>440</b>	<b>654</b>	<b>.672</b>	<b>1,011</b>	<b>187</b>	<b>2,072</b>	<b>7.6</b>
<b>NBA Totals</b>	<b>430</b>	<b>1,218</b>	<b>2,494</b>	<b>.488</b>	-	-	-	<b>773</b>	<b>1,109</b>	<b>.697</b>	<b>1,597</b>	<b>364</b>	<b>3,209</b>	<b>7.5</b>

**5-Charles O'Bannon (UCLA)** Pos: G/F Ht: 6-5 Wt: 205 DOB: 2/22/75

Year	G	FGM	FGA	PCT	3FGM	3FGA	PCT	FTM	FTA	PCT	REB	AST	PTS	AVG
1997-98	30	26	69	.377	0	3	.000	12	15	.800	33	17	64	2.1
1998-99	18	24	56	.429	0	1	.000	8	8	1.000	34	12	56	3.1
<b>Det. Totals</b>	<b>48</b>	<b>50</b>	<b>125</b>	<b>.400</b>	<b>0</b>	<b>4</b>	<b>.000</b>	<b>20</b>	<b>23</b>	<b>.870</b>	<b>67</b>	<b>29</b>	<b>120</b>	<b>2.5</b>
<b>NBA Totals</b>	<b>48</b>	<b>50</b>	<b>125</b>	<b>.400</b>	<b>0</b>	<b>4</b>	<b>.000</b>	<b>20</b>	<b>23</b>	<b>.870</b>	<b>67</b>	<b>29</b>	<b>120</b>	<b>2.5</b>

**45-Danny O'Sullivan (Fordham)** Pos: F/C Ht: 6-10 Wt: 250 DOB: 3/3/68

Year	G	FGM	FGA	PCT	3FGM	3FGA	PCT	FTM	FTA	PCT	REB	AST	PTS	AVG
1993-94	13	4	12	.333	-	-	-	9	12	.750	10	3	17	1.3
<b>Det. Totals</b>	<b>13</b>	<b>4</b>	<b>12</b>	<b>.333</b>	-	-	-	<b>9</b>	<b>12</b>	<b>.750</b>	<b>10</b>	<b>3</b>	<b>17</b>	<b>1.3</b>
<b>NBA Totals</b>	<b>40</b>	<b>14</b>	<b>33</b>	<b>.424</b>	-	-	-	<b>19</b>	<b>27</b>	<b>.704</b>	<b>33</b>	<b>8</b>	<b>47</b>	<b>1.2</b>

**10-Don Ohl (Illinois)** Pos: G Ht: 6-3 Wt: 190 DOB: 4/18/36

Year	G	FGM	FGA	PCT	3FGM	3FGA	PCT	FTM	FTA	PCT	REB	AST	PTS	AVG
1960-61	79	427	1,085	.394	-	-	-	200	278	.719	256	265	1,054	13.3
1961-62	77	555	1,250	.444	-	-	-	201	280	.718	267	244	1,311	17.0
1962-63	80	636	1,450	.439	-	-	-	275	380	.724	239	325	1,547	19.3
1963-64	71	500	1,224	.408	-	-	-	225	331	.660	180	225	1,225	17.3
<b>Det. Totals</b>	<b>307</b>	<b>2,118</b>	<b>5,009</b>	<b>.423</b>	-	-	-	<b>901</b>	<b>1,269</b>	<b>.710</b>	<b>942</b>	<b>1,059</b>	<b>5,137</b>	<b>16.7</b>
<b>NBA Totals</b>	<b>727</b>	<b>4,685</b>	<b>10,806</b>	<b>.434</b>	-	-	-	<b>2,179</b>	<b>2,975</b>	<b>.732</b>	<b>2,163</b>	<b>2,243</b>	<b>11,549</b>	<b>15.9</b>

**13-Mehmet Okur (Turkey)** Pos: F/C Ht: 7-0 Wt: 249 DOB: 5/26/79

Year	G	FGM	FGA	PCT	3FGM	3FGA	PCT	FTM	FTA	PCT	REB	AST	PTS	AVG
2002-03	72	180	423	.426	38	112	.339	96	131	.733	335	71	494	6.9
2003-04	71	251	542	.463	18	48	.375	162	209	.775	421	69	682	9.6
<b>Det. Totals</b>	<b>143</b>	<b>431</b>	<b>965</b>	<b>.447</b>	<b>56</b>	<b>160</b>	<b>.350</b>	<b>258</b>	<b>340</b>	<b>.759</b>	<b>756</b>	<b>140</b>	<b>1,176</b>	<b>8.2</b>
<b>NBA Totals</b>	<b>459</b>	<b>2,168</b>	<b>4,751</b>	<b>.456</b>	<b>396</b>	<b>1,087</b>	<b>.364</b>	<b>1,422</b>	<b>1,798</b>	<b>.791</b>	<b>3,253</b>	<b>801</b>	<b>6,154</b>	<b>13.4</b>

**10-Bud Olsen (Louisville)** Pos: F Ht: 6-8 Wt: 225 DOB: 7/25/40

Year	G	FGM	FGA	PCT	3FGM	3FGA	PCT	FTM	FTA	PCT	REB	AST	PTS	AVG
1968-69	10	8	23	.348	-	-	-	4	12	.333	11	7	20	2.0
<b>Det. Totals</b>	<b>10</b>	<b>8</b>	<b>23</b>	<b>.348</b>	-	-	-	<b>4</b>	<b>12</b>	<b>.333</b>	<b>11</b>	<b>7</b>	<b>20</b>	<b>2.0</b>
<b>NBA Totals</b>	<b>369</b>	<b>653</b>	<b>1,542</b>	<b>.423</b>	-	-	-	<b>286</b>	<b>517</b>	<b>.553</b>	<b>1,111</b>	<b>293</b>	<b>1,592</b>	<b>4.3</b>

**5-Billy Owens (Syracuse)** Pos: F Ht: 6-9 Wt: 225 DOB: 5/1/69

Year	G	FGM	FGA	PCT	3FGM	3FGA	PCT	FTM	FTA	PCT	REB	AST	PTS	AVG
2000-01	45	88	230	.383	3	20	.150	19	40	.475	205	55	198	4.4
<b>Det. Totals</b>	<b>45</b>	<b>88</b>	<b>230</b>	<b>.383</b>	<b>3</b>	<b>20</b>	<b>.150</b>	<b>19</b>	<b>40</b>	<b>.475</b>	<b>205</b>	<b>55</b>	<b>198</b>	<b>4.4</b>
<b>NBA Totals</b>	<b>600</b>	<b>2,873</b>	<b>5,969</b>	<b>.481</b>	<b>82</b>	<b>282</b>	<b>.291</b>	<b>1,198</b>	<b>1,904</b>	<b>.629</b>	<b>4,016</b>	<b>1,704</b>	<b>7,026</b>	<b>11.7</b>

**44-Tom Owens (South Carolina)** Pos: C Ht: 6-10 Wt: 225 DOB: 6/28/49

Year	G	FGM	FGA	PCT	3FGM	3FGA	PCT	FTM	FTA	PCT	REB	AST	PTS	AVG
1982-83	49	81	192	.422	-	-	-	45	66	.682	186	44	207	4.2
<b>Det. Totals</b>	<b>49</b>	<b>81</b>	<b>192</b>	<b>.422</b>	-	-	-	<b>45</b>	<b>66</b>	<b>.682</b>	<b>186</b>	<b>44</b>	<b>207</b>	<b>4.2</b>
<b>NBA Totals</b>	<b>488</b>	<b>2,201</b>	<b>4,335</b>	<b>.508</b>	<b>2</b>	<b>8</b>	<b>.250</b>	<b>1,208</b>	<b>1,582</b>	<b>.764</b>	<b>3,010</b>	<b>984</b>	<b>5,612</b>	<b>11.5</b>

# ALL-TIME PISTONS ROSTER • HISTORY

**7-William "Smush" Parker (Fordham)** Pos: G Ht: 6-4 Wt: 180 DOB: 6/1/81

Year	G	FGM	FGA	PCT	3FGM	3FGA	PCT	FTM	FTA	PCT	REB	AST	PTS	AVG
2004-05	11	11	28	.393	2	9	.222	9	13	.692	9	11	33	3.0
<b>Det. Totals</b>	<b>11</b>	<b>11</b>	<b>28</b>	<b>.393</b>	<b>2</b>	<b>9</b>	<b>.222</b>	<b>9</b>	<b>13</b>	<b>.692</b>	<b>9</b>	<b>11</b>	<b>33</b>	<b>3.0</b>
<b>NBA Totals</b>	<b>274</b>	<b>908</b>	<b>2,129</b>	<b>.426</b>	<b>289</b>	<b>838</b>	<b>.345</b>	<b>364</b>	<b>514</b>	<b>.708</b>	<b>659</b>	<b>791</b>	<b>2,469</b>	<b>9.0</b>

**20-George Patterson (Toledo)** Pos: F Ht: 6-7 1/2 Wt: 230 DOB: 11/26/39

Year	G	FGM	FGA	PCT	3FGM	3FGA	PCT	FTM	FTA	PCT	REB	AST	PTS	AVG
1967-68	59	44	133	.331	-	-	-	32	38	.842	159	51	120	2.0
<b>Det. Totals</b>	<b>59</b>	<b>44</b>	<b>133</b>	<b>.331</b>	-	-	-	<b>32</b>	<b>38</b>	<b>.842</b>	<b>159</b>	<b>51</b>	<b>120</b>	<b>2.0</b>
<b>NBA Totals</b>	<b>59</b>	<b>44</b>	<b>133</b>	<b>.331</b>	-	-	-	<b>32</b>	<b>38</b>	<b>.842</b>	<b>159</b>	<b>51</b>	<b>120</b>	<b>2.0</b>

**53-Mike Peplowski (Michigan State)** Pos: C Ht: 6-10 Wt: 270 DOB: 10/15/70

Year	G	FGM	FGA	PCT	3FGM	3FGA	PCT	FTM	FTA	PCT	REB	AST	PTS	AVG
1994-95	6	5	5	1.000	-	-	-	1	2	.500	3	1	11	1.8
<b>Det. Totals</b>	<b>6</b>	<b>5</b>	<b>5</b>	<b>1.000</b>	-	-	-	<b>1</b>	<b>2</b>	<b>.500</b>	<b>3</b>	<b>1</b>	<b>11</b>	<b>1.8</b>
<b>NBA Totals</b>	<b>68</b>	<b>84</b>	<b>151</b>	<b>.556</b>	<b>0</b>	<b>1</b>	<b>.000</b>	<b>26</b>	<b>49</b>	<b>.531</b>	<b>176</b>	<b>26</b>	<b>194</b>	<b>2.9</b>

**22-Ricky Pierce (Rice)** Pos: G Ht: 6-4 Wt: 215 DOB: 8/19/59

Year	G	FGM	FGA	PCT	3FGM	3FGA	PCT	FTM	FTA	PCT	REB	AST	PTS	AVG
1982-83	39	33	88	.375	1	7	.143	18	32	.563	35	14	85	2.2
<b>Det. Totals</b>	<b>39</b>	<b>33</b>	<b>88</b>	<b>.375</b>	<b>1</b>	<b>7</b>	<b>.143</b>	<b>18</b>	<b>32</b>	<b>.563</b>	<b>35</b>	<b>14</b>	<b>85</b>	<b>2.2</b>
<b>NBA Totals</b>	<b>767</b>	<b>4,725</b>	<b>9,441</b>	<b>.500</b>	<b>192</b>	<b>638</b>	<b>.301</b>	<b>2,940</b>	<b>3,353</b>	<b>.877</b>	<b>1,930</b>	<b>1,571</b>	<b>12,582</b>	<b>16.4</b>

**31-Scot Pollard (Kansas)** Pos: C Ht: 6-11 Wt: 265 DOB: 2/12/75

Year	G	FGM	FGA	PCT	3FGM	3FGA	PCT	FTM	FTA	PCT	REB	AST	PTS	AVG
1997-98	33	35	70	.500	-	-	-	19	23	.826	74	9	89	2.7
<b>Det. Totals</b>	<b>33</b>	<b>35</b>	<b>70</b>	<b>.500</b>	-	-	-	<b>19</b>	<b>23</b>	<b>.826</b>	<b>74</b>	<b>9</b>	<b>89</b>	<b>2.7</b>
<b>NBA Totals</b>	<b>506</b>	<b>858</b>	<b>1,738</b>	<b>.494</b>	<b>0</b>	<b>2</b>	<b>.000</b>	<b>506</b>	<b>714</b>	<b>.709</b>	<b>2,351</b>	<b>220</b>	<b>2,222</b>	<b>4.4</b>

**34, 0-Olden Polynice (Virginia)** Pos: C Ht: 7-0 Wt: 250 DOB: 11/21/64

Year	G	FGM	FGA	PCT	3FGM	3FGA	PCT	FTM	FTA	PCT	REB	AST	PTS	AVG
1992-93	67	210	429	.490	0	1	.000	66	142	.465	418	29	486	7.3
1993-94	68	346	662	.523	0	2	.000	97	191	.508	809	41	789	11.6
<b>Det. Totals</b>	<b>135</b>	<b>556</b>	<b>1,091</b>	<b>.509</b>	<b>0</b>	<b>3</b>	<b>.000</b>	<b>163</b>	<b>333</b>	<b>.489</b>	<b>1,227</b>	<b>70</b>	<b>1,275</b>	<b>9.4</b>
<b>NBA Totals</b>	<b>1,058</b>	<b>3,557</b>	<b>7,037</b>	<b>.505</b>	<b>5</b>	<b>26</b>	<b>.192</b>	<b>1,146</b>	<b>2,141</b>	<b>.535</b>	<b>7,110</b>	<b>744</b>	<b>8,265</b>	<b>7.8</b>

**50-Ben Poquette (C. Michigan)** Pos: F Ht: 6-9 Wt: 235 DOB: 5/7/55

Year	G	FGM	FGA	PCT	3FGM	3FGA	PCT	FTM	FTA	PCT	REB	AST	PTS	AVG
1977-78	52	95	225	.422	-	-	-	42	60	.700	145	20	232	4.5
1978-79	76	198	464	.427	-	-	-	111	142	.782	336	57	507	6.7
<b>Det. Totals</b>	<b>128</b>	<b>293</b>	<b>689</b>											



# HISTORY • ALL-TIME PISTONS ROSTER

## 15-Jim Price (Louisville) Pos: G Ht: 6-2 1/2 Wt: 195 DOB: 11/27/49

Year	G	FGM	FGA	PCT	3FGM	3FGA	PCT	FTM	FTA	PCT	REB	AST	PTS	AVG
1977-78	34	153	363	.421	-	-	-	84	103	.815	101	102	390	11.5
<b>Det. Totals</b>	<b>34</b>	<b>153</b>	<b>363</b>	<b>.421</b>	<b>-</b>	<b>-</b>	<b>-</b>	<b>84</b>	<b>103</b>	<b>.815</b>	<b>101</b>	<b>102</b>	<b>390</b>	<b>11.5</b>
<b>NBA Totals</b>	<b>510</b>	<b>2,129</b>	<b>4,798</b>	<b>.444</b>	<b>-</b>	<b>-</b>	<b>-</b>	<b>830</b>	<b>1,018</b>	<b>.815</b>	<b>1,566</b>	<b>1,886</b>	<b>5,088</b>	<b>10.0</b>

## 22-Tayshaun Prince (Kentucky) Pos: F Ht: 6-9 Wt: 215 DOB: 2/28/80

Year	G	FGM	FGA	PCT	3FGM	3FGA	PCT	FTM	FTA	PCT	REB	AST	PTS	AVG
2002-03	42	53	118	.449	20	47	.426	11	17	.647	45	24	137	3.3
2003-04	82	338	723	.467	57	157	.363	108	141	.766	390	191	841	10.3
2004-05	82	469	963	.487	47	138	.341	221	274	.807	435	247	1,206	14.7
2005-06	82	455	999	.455	64	183	.350	182	238	.765	346	186	1,156	14.1
2006-07	82	459	997	.460	81	210	.386	172	224	.768	429	227	1,171	14.3
2007-08	82	421	940	.448	53	146	.363	185	241	.768	398	268	1,080	13.2
<b>Det. Totals</b>	<b>452</b>	<b>2,195</b>	<b>4,740</b>	<b>.463</b>	<b>322</b>	<b>881</b>	<b>.365</b>	<b>879</b>	<b>1,135</b>	<b>.774</b>	<b>2,043</b>	<b>1,143</b>	<b>5,591</b>	<b>12.4</b>
<b>NBA Totals</b>	<b>452</b>	<b>2,195</b>	<b>4,740</b>	<b>.463</b>	<b>322</b>	<b>881</b>	<b>.365</b>	<b>879</b>	<b>1,135</b>	<b>.774</b>	<b>2,043</b>	<b>1,143</b>	<b>5,591</b>	<b>12.4</b>

## 14-Bob Quick (Xavier) Pos: G Ht: 6-5 Wt: 215 DOB: 3/5/46

Year	G	FGM	FGA	PCT	3FGM	3FGA	PCT	FTM	FTA	PCT	REB	AST	PTS	AVG
1969-70	19	49	111	.441	-	-	-	37	53	.698	63	11	135	7.1
1970-71	56	155	341	.455	-	-	-	138	176	.784	230	56	448	8.0
1971-72	18	39	82	.476	-	-	-	34	45	.756	51	11	112	6.2
<b>Det. Totals</b>	<b>93</b>	<b>243</b>	<b>534</b>	<b>.455</b>	<b>-</b>	<b>-</b>	<b>-</b>	<b>209</b>	<b>274</b>	<b>.763</b>	<b>344</b>	<b>78</b>	<b>695</b>	<b>7.5</b>
<b>NBA Totals</b>	<b>136</b>	<b>287</b>	<b>635</b>	<b>.452</b>	<b>-</b>	<b>-</b>	<b>-</b>	<b>248</b>	<b>336</b>	<b>.738</b>	<b>381</b>	<b>93</b>	<b>822</b>	<b>6.0</b>

## 42-Mark Randall (Kansas) Pos: F Ht: 6-9 Wt: 235 DOB: 9/30/67

Year	G	FGM	FGA	PCT	3FGM	3FGA	PCT	FTM	FTA	PCT	REB	AST	PTS	AVG
1992-93	35	40	79	.506	1	7	.143	16	26	.615	55	10	97	2.8
<b>Det. Totals</b>	<b>35</b>	<b>40</b>	<b>79</b>	<b>.506</b>	<b>1</b>	<b>7</b>	<b>.143</b>	<b>16</b>	<b>26</b>	<b>.615</b>	<b>55</b>	<b>10</b>	<b>97</b>	<b>2.8</b>
<b>NBA Totals</b>	<b>119</b>	<b>125</b>	<b>279</b>	<b>.448</b>	<b>6</b>	<b>38</b>	<b>.158</b>	<b>70</b>	<b>97</b>	<b>.722</b>	<b>148</b>	<b>55</b>	<b>326</b>	<b>2.7</b>

## 42-Theo Ratliff (Wyoming) Pos: F/C Ht: 6-10 Wt: 225 DOB: 4/17/73

Year	G	FGM	FGA	PCT	3FGM	3FGA	PCT	FTM	FTA	PCT	REB	AST	PTS	AVG
1995-96	75	128	230	.556	0	1	.000	85	120	.708	297	13	341	4.5
1996-97	76	179	337	.531	-	-	-	81	116	.698	256	13	439	5.8
1997-98	24	57	111	.514	-	-	-	43	63	.683	121	15	157	6.5
2007-08	16	18	40	.450	-	-	-	12	18	.667	50	7	48	3.0
<b>Det. Totals</b>	<b>191</b>	<b>382</b>	<b>718</b>	<b>.532</b>	<b>0</b>	<b>1</b>	<b>.000</b>	<b>221</b>	<b>317</b>	<b>.697</b>	<b>724</b>	<b>48</b>	<b>985</b>	<b>5.2</b>
<b>NBA Totals</b>	<b>705</b>	<b>2,102</b>	<b>4,229</b>	<b>.497</b>	<b>0</b>	<b>2</b>	<b>.000</b>	<b>1,336</b>	<b>1,878</b>	<b>.711</b>	<b>4,298</b>	<b>428</b>	<b>5,540</b>	<b>7.9</b>

## 39-Zeljko Rebraca (Yugoslavia) Pos: C Ht: 7-0 Wt: 257 DOB: 4/9/72

Year	G	FGM	FGA	PCT	3FGM	3FGA	PCT	FTM	FTA	PCT	REB	AST	PTS	AVG
2001-02	74	189	374	.505	-	-	-	135	175	.771	290	38	513	6.9
2002-03	30	80	145	.552	-	-	-	38	48	.792	92	9	198	6.6
2003-04	21	22	54	.407	-	-	-	22	28	.786	49	4	66	3.1
<b>Det. Totals</b>	<b>125</b>	<b>291</b>	<b>573</b>	<b>.508</b>	<b>-</b>	<b>-</b>	<b>-</b>	<b>195</b>	<b>251</b>	<b>.777</b>	<b>431</b>	<b>51</b>	<b>777</b>	<b>6.2</b>
<b>NBA Totals</b>	<b>215</b>	<b>488</b>	<b>926</b>	<b>.527</b>	<b>-</b>	<b>-</b>	<b>-</b>	<b>300</b>	<b>379</b>	<b>.792</b>	<b>688</b>	<b>88</b>	<b>1,276</b>	<b>5.9</b>

## 17-Hub Reed (Oklahoma City) Pos: F Ht: 6-9 Wt: 220 DOB: 10/4/36

Year	G	FGM	FGA	PCT	3FGM	3FGA	PCT	FTM	FTA	PCT	REB	AST	PTS	AVG
1964-65	62	84	221	.380	-	-	-	40	58	.690	206	38	208	3.4
<b>Det. Totals</b>	<b>62</b>	<b>84</b>	<b>221</b>	<b>.380</b>	<b>-</b>	<b>-</b>	<b>-</b>	<b>40</b>	<b>58</b>	<b>.690</b>	<b>206</b>	<b>38</b>	<b>208</b>	<b>3.4</b>
<b>NBA Totals</b>	<b>479</b>	<b>1,081</b>	<b>2,481</b>	<b>.436</b>	<b>-</b>	<b>-</b>	<b>-</b>	<b>456</b>	<b>630</b>	<b>.724</b>	<b>2,449</b>	<b>367</b>	<b>2,618</b>	<b>5.5</b>

## 20-Ron Reed (Notre Dame) Pos: G/F Ht: 6-5 Wt: 205 DOB: 11/2/42

Year	G	FGM	FGA	PCT	3FGM	3FGA	PCT	FTM	FTA	PCT	REB	AST	PTS	AVG
1965-66	57	186	524	.355	-	-	-	54	100	.540	339	92	426	7.5
1966-67	61	223	600	.372	-	-	-	79	133	.594	423	81	525	8.6
<b>Det. Totals</b>	<b>118</b>	<b>409</b>	<b>1,124</b>	<b>.363</b>	<b>-</b>	<b>-</b>	<b>-</b>	<b>133</b>	<b>233</b>	<b>.571</b>	<b>762</b>	<b>173</b>	<b>951</b>	<b>8.1</b>
<b>NBA Totals</b>	<b>118</b>	<b>409</b>	<b>1,124</b>	<b>.363</b>	<b>-</b>	<b>-</b>	<b>-</b>	<b>133</b>	<b>233</b>	<b>.571</b>	<b>762</b>	<b>173</b>	<b>951</b>	<b>8.1</b>

# ALL-TIME PISTONS ROSTER • HISTORY

## 6-Khalid Reeves (Arizona) Pos: G Ht: 6-3 Wt: 201 DOB: 7/15/72

Year	G	FGM	FGA	PCT	3FGM	3FGA	PCT	FTM	FTA	PCT	REB	AST	PTS	AVG
1998-99	11	8	21	.381	1	3	.333	8	14	.571	7	11	25	2.3
<b>Det. Totals</b>	<b>11</b>	<b>8</b>	<b>21</b>	<b>.381</b>	<b>1</b>	<b>3</b>	<b>.333</b>	<b>8</b>	<b>14</b>	<b>.571</b>	<b>7</b>	<b>11</b>	<b>25</b>	<b>2.3</b>
<b>NBA Totals</b>	<b>277</b>	<b>744</b>	<b>1,788</b>	<b>.416</b>	<b>235</b>	<b>647</b>	<b>.363</b>	<b>444</b>	<b>597</b>	<b>.744</b>	<b>580</b>	<b>886</b>	<b>2,167</b>	<b>7.8</b>

## 52-Don Reid (Georgetown) Pos: F Ht: 6-8 Wt: 250 DOB: 12/30/73

Year	G	FGM	FGA	PCT	3FGM	3FGA	PCT	FTM	FTA	PCT	REB	AST	PTS	AVG
1995-96	69	106	187	.567	-	-	-	51	77	.662	203	11	263	3.8
1996-97	47	54	112	.482	0	1	.000	24	32	.750	101	14	132	2.8
1997-98	68	94	176	.534	-	-	-	50	71	.704	175	26	238	3.5
1998-99	47	97	174	.557	-	-	-	48	79	.608	170	33	242	5.1
1999-00	21	16	34	.471	-	-	-	3	6	.500	25	1	35	1.7
2002-03	1	0	3	.000	-	-	-	1	2	.500	0	0	1	1.0
<b>Det. Totals</b>	<b>253</b>	<b>367</b>	<b>686</b>	<b>.535</b>	<b>0</b>	<b>1</b>	<b>.000</b>	<b>177</b>	<b>267</b>	<b>.663</b>	<b>674</b>	<b>85</b>	<b>911</b>	<b>3.6</b>
<b>NBA Totals</b>	<b>403</b>	<b>583</b>	<b>1,099</b>	<b>.530</b>	<b>0</b>	<b>1</b>	<b>.000</b>	<b>288</b>	<b>438</b>	<b>.658</b>	<b>1,169</b>	<b>143</b>	<b>1,454</b>	<b>3.6</b>

## 26-George Reynolds (Houston) Pos: G Ht: 6-4 Wt: 195 DOB: 11/23/47

Year	G	FGM	FGA	PCT	3FGM	3FGA	PCT	FTM	FTA	PCT	REB	AST	PTS	AVG
1969-70	10	8	19	.421	-	-	-	5	7	.714	14	12	21	2.1
<b>Det. Totals</b>	<b>10</b>	<b>8</b>	<b>19</b>	<b>.421</b>	<b>-</b>	<b>-</b>	<b>-</b>	<b>5</b>	<b>7</b>	<b>.714</b>	<b>14</b>	<b>12</b>	<b>21</b>	<b>2.1</b>
<b>NBA Totals</b>	<b>10</b>	<b>8</b>	<b>19</b>	<b>.421</b>	<b>-</b>	<b>-</b>	<b>-</b>	<b>5</b>	<b>7</b>	<b>.714</b>	<b>14</b>	<b>12</b>	<b>21</b>	<b>2.1</b>

## 3-Alvin Robertson (Arkansas) Pos: G Ht: 6-4 Wt: 190 DOB: 7/22/62

Year	G	FGM	FGA	PCT	3FGM	3FGA	PCT	FTM	FTA	PCT	REB	AST	PTS	AVG
1992-93	30	108	249	.434	23	67	.343	40	58	.690	132	107	279	9.3
<b>Det. Totals</b>	<b>30</b>	<b>108</b>	<b>249</b>	<b>.434</b>	<b>23</b>	<b>67</b>	<b>.343</b>	<b>40</b>	<b>58</b>	<b>.690</b>	<b>132</b>	<b>107</b>	<b>279</b>	<b>9.3</b>
<b>NBA Totals</b>	<b>702</b>	<b>4,127</b>	<b>8,638</b>	<b>.478</b>	<b>195</b>	<b>649</b>	<b>.300</b>	<b>1,715</b>	<b>2,293</b>	<b>.748</b>	<b>3,724</b>	<b>3,606</b>	<b>10,164</b>	<b>14.5</b>

## 30-Clifford Robinson (Connecticut) Pos: F/C Ht: 6-10 Wt: 225 DOB: 12/16/66

Year	G	FGM	FGA	PCT	3FGM	3FGA	PCT	FTM	FTA	PCT	REB	AST	PTS	AVG
2001-02	80	454	1,069	.425	115	304	.378	143	206	.694	386	202	1,166	14.6
2002-03	81	372	935	.398	87									



# HISTORY • ALL-TIME PISTONS ROSTER

**3-Lou Roe (Massachusetts)** Pos: F Ht: 6-6 Wt: 220 DOB: 7/14/72

Year	G	FGM	FGA	PCT	3FGM	3FGA	PCT	FTM	FTA	PCT	REB	AST	PTS	AVG
1995-96	49	32	90	.356	2	9	.222	24	32	.750	78	15	90	1.8
<b>Det. Totals</b>	<b>49</b>	<b>32</b>	<b>90</b>	<b>.356</b>	<b>2</b>	<b>9</b>	<b>.222</b>	<b>24</b>	<b>32</b>	<b>.750</b>	<b>78</b>	<b>15</b>	<b>90</b>	<b>1.8</b>
<b>NBA Totals</b>	<b>66</b>	<b>46</b>	<b>138</b>	<b>.333</b>	<b>5</b>	<b>20</b>	<b>.250</b>	<b>33</b>	<b>51</b>	<b>.647</b>	<b>92</b>	<b>21</b>	<b>130</b>	<b>2.0</b>

**30-Tree Rollins (Clemson)** Pos: C Ht: 7-1 Wt: 255 DOB: 6/16/55

Year	G	FGM	FGA	PCT	3FGM	3FGA	PCT	FTM	FTA	PCT	REB	AST	PTS	AVG
1990-91	37	14	33	.424	-	-	-	8	14	.571	42	4	36	1.0
<b>Det. Totals</b>	<b>37</b>	<b>14</b>	<b>33</b>	<b>.424</b>	<b>-</b>	<b>-</b>	<b>-</b>	<b>8</b>	<b>14</b>	<b>.571</b>	<b>42</b>	<b>4</b>	<b>36</b>	<b>1.0</b>
<b>NBA Totals</b>	<b>1,105</b>	<b>2,572</b>	<b>4,921</b>	<b>.523</b>	<b>0</b>	<b>7</b>	<b>.000</b>	<b>1,044</b>	<b>1,491</b>	<b>.700</b>	<b>6,655</b>	<b>651</b>	<b>6,188</b>	<b>5.6</b>

**14-Lorenzo Romar (Washington)** Pos: G Ht: 6-1 1/2 Wt: 175 DOB: 11/13/58

Year	G	FGM	FGA	PCT	3FGM	3FGA	PCT	FTM	FTA	PCT	REB	AST	PTS	AVG
1984-85	5	2	8	.250	-	-	-	5	5	1.000	0	10	7	1.4
<b>Det. Totals</b>	<b>5</b>	<b>2</b>	<b>8</b>	<b>.250</b>	<b>-</b>	<b>-</b>	<b>-</b>	<b>5</b>	<b>5</b>	<b>1.000</b>	<b>0</b>	<b>10</b>	<b>7</b>	<b>1.4</b>
<b>NBA Totals</b>	<b>291</b>	<b>720</b>	<b>1,553</b>	<b>.464</b>	<b>19</b>	<b>90</b>	<b>.211</b>	<b>272</b>	<b>363</b>	<b>.749</b>	<b>385</b>	<b>1,022</b>	<b>1,731</b>	<b>5.9</b>

**32-Dan Roundfield (Central Michigan)** Pos: F Ht: 6-8 Wt: 205 DOB: 5/26/53

Year	G	FGM	FGA	PCT	3FGM	3FGA	PCT	FTM	FTA	PCT	REB	AST	PTS	AVG
1984-85	56	236	505	.467	0	2	.000	139	178	.781	453	102	611	10.9
<b>Det. Totals</b>	<b>56</b>	<b>236</b>	<b>505</b>	<b>.467</b>	<b>0</b>	<b>2</b>	<b>.000</b>	<b>139</b>	<b>178</b>	<b>.781</b>	<b>453</b>	<b>102</b>	<b>611</b>	<b>10.9</b>
<b>NBA Totals</b>	<b>746</b>	<b>4,289</b>	<b>8,852</b>	<b>.485</b>	<b>7</b>	<b>61</b>	<b>.115</b>	<b>2,733</b>	<b>3,702</b>	<b>.738</b>	<b>7,243</b>	<b>1,620</b>	<b>11,318</b>	<b>15.2</b>

**18-Curtis Rowe (UCLA)** Pos: F Ht: 6-7 Wt: 225 DOB: 7/2/49

Year	G	FGM	FGA	PCT	3FGM	3FGA	PCT	FTM	FTA	PCT	REB	AST	PTS	AVG
1971-72	82	369	802	.460	-	-	-	192	287	.669	699	99	930	11.3
1972-73	81	547	1,053	.519	-	-	-	210	327	.642	760	172	1,304	16.1
1973-74	82	380	769	.494	-	-	-	118	169	.698	515	136	878	10.7
1974-75	82	422	874	.483	-	-	-	171	227	.743	585	121	1,015	12.4
1975-76	80	514	1,098	.468	-	-	-	252	342	.737	697	183	1,280	16.0
<b>Det. Totals</b>	<b>407</b>	<b>2,232</b>	<b>4,596</b>	<b>.486</b>	<b>-</b>	<b>-</b>	<b>-</b>	<b>943</b>	<b>1,521</b>	<b>.620</b>	<b>3,256</b>	<b>711</b>	<b>5,407</b>	<b>13.3</b>
<b>NBA Totals</b>	<b>590</b>	<b>2,821</b>	<b>5,847</b>	<b>.482</b>	<b>-</b>	<b>-</b>	<b>-</b>	<b>1,231</b>	<b>1,756</b>	<b>.701</b>	<b>4,264</b>	<b>932</b>	<b>6,873</b>	<b>11.6</b>

**41-Jim Rowinski (Purdue)** Pos: F Ht: 6-8 Wt: 260 DOB: 1/4/61

Year	G	FGM	FGA	PCT	3FGM	3FGA	PCT	FTM	FTA	PCT	REB	AST	PTS	AVG
1988-1989	6	0	2	.000	-	-	-	4	4	1.000	2	0	4	0.7
<b>Det. Totals</b>	<b>6</b>	<b>0</b>	<b>2</b>	<b>.000</b>	<b>-</b>	<b>-</b>	<b>-</b>	<b>4</b>	<b>4</b>	<b>1.000</b>	<b>2</b>	<b>0</b>	<b>4</b>	<b>0.7</b>
<b>NBA Totals</b>	<b>23</b>	<b>15</b>	<b>36</b>	<b>.417</b>	<b>-</b>	<b>-</b>	<b>-</b>	<b>27</b>	<b>32</b>	<b>.844</b>	<b>34</b>	<b>5</b>	<b>57</b>	<b>2.5</b>

**50-Jeff Ruland (Iona)** Pos: F/C Ht: 6-10 Wt: 275 DOB: 12/16/58

Year	G	FGM	FGA	PCT	3FGM	3FGA	PCT	FTM	FTA	PCT	REB	AST	PTS	AVG
1992-93	11	5	11	.455	-	-	-	2	4	.500	18	2	12	1.1
<b>Det. Totals</b>	<b>11</b>	<b>5</b>	<b>11</b>	<b>.455</b>	<b>-</b>	<b>-</b>	<b>-</b>	<b>2</b>	<b>4</b>	<b>.500</b>	<b>18</b>	<b>2</b>	<b>12</b>	<b>1.1</b>
<b>NBA Totals</b>	<b>332</b>	<b>2,105</b>	<b>3,734</b>	<b>.564</b>	<b>3</b>	<b>19</b>	<b>.158</b>	<b>1,550</b>	<b>2,159</b>	<b>.718</b>	<b>3,378</b>	<b>1,002</b>	<b>5,763</b>	<b>17.4</b>

**23, 33-Walker Russell (Western Michigan)** Pos: G Ht: 6-5 Wt: 195 DOB: 10/26/60

Year	G	FGM	FGA	PCT	3FGM	3FGA	PCT	FTM	FTA	PCT	REB	AST	PTS	AVG
1982-83	68	67	184	.364	2	18	.111	47	58	.810	73	131	183	2.7
1983-84	16	14	42	.333	1	2	.500	12	13	.923	19	22	41	2.6
1985-86	1	0	1	.000	-	-	-	-	-	-	0	1	0	0.0
1987-88	1	0	1	.000	0	1	.000	-	-	-	0	1	0	0.0
<b>Det. Totals</b>	<b>86</b>	<b>81</b>	<b>228</b>	<b>.355</b>	<b>3</b>	<b>21</b>	<b>.143</b>	<b>59</b>	<b>71</b>	<b>.831</b>	<b>92</b>	<b>155</b>	<b>224</b>	<b>2.6</b>
<b>NBA Totals</b>	<b>155</b>	<b>179</b>	<b>456</b>	<b>.393</b>	<b>6</b>	<b>38</b>	<b>.158</b>	<b>100</b>	<b>125</b>	<b>.800</b>	<b>187</b>	<b>350</b>	<b>464</b>	<b>3.0</b>

# ALL-TIME PISTONS ROSTER • HISTORY

**22-John Salley (Georgia Tech)** Pos: F/C Ht: 6-11 Wt: 255 DOB: 5/16/64

Year	G	FGM	FGA	PCT	3FGM	3FGA	PCT	FTM	FTA	PCT	REB	AST	PTS	AVG
1986-87	82	163	290	.562	0	1	.000	105	171	.614	296	54	431	5.3
1987-88	82	258	456	.566	-	-	-	185	261	.709	402	113	701	8.5
1988-89	67	166	333	.498	0	2	.000	135	195	.692	335	75	467	7.0
1989-90	82	209	408	.512	1	4	.250	174	244	.713	439	67	593	7.2
1990-91	74	179	377	.475	0	1	.000	186	156	.727	327	70	544	7.4
1991-92	72	249	486	.512	0	3	.000	186	260	.715	296	116	684	9.5
<b>Det. Totals</b>	<b>459</b>	<b>1,224</b>	<b>2,350</b>	<b>.521</b>	<b>1</b>	<b>11</b>	<b>.090</b>	<b>971</b>	<b>1,287</b>	<b>.754</b>	<b>2,095</b>	<b>495</b>	<b>3,420</b>	<b>7.5</b>
<b>NBA Totals</b>	<b>748</b>	<b>1,871</b>	<b>3,697</b>	<b>.506</b>	<b>3</b>	<b>14</b>	<b>.214</b>	<b>1,483</b>	<b>2,076</b>	<b>.714</b>	<b>3,356</b>	<b>916</b>	<b>5,228</b>	<b>7.0</b>

**35-Cheikh Samb (Senegal)** Pos: C Ht: 7-1 Wt: 215 DOB: 10/22/84

Year	G	FGM	FGA	PCT	3FGM	3FGA	PCT	FTM	FTA	PCT	REB	AST	PTS	AVG
2007-08	4	3	4	.750	-	-	-	1	2	.500	7	0	7	1.8
<b>Det. Totals</b>	<b>4</b>	<b>3</b>	<b>4</b>	<b>.750</b>	<b>-</b>	<b>-</b>	<b>-</b>	<b>1</b>	<b>2</b>	<b>.500</b>	<b>7</b>	<b>0</b>	<b>7</b>	<b>1.8</b>
<b>NBA Totals</b>	<b>4</b>	<b>3</b>	<b>4</b>	<b>.750</b>	<b>-</b>	<b>-</b>	<b>-</b>	<b>1</b>	<b>2</b>	<b>.500</b>	<b>7</b>	<b>0</b>	<b>7</b>	<b>1.8</b>

**6-Juan "Pepe" Sanchez (Temple)** Pos: G Ht: 6-4 Wt: 195 DOB: 5/8/77

Year	G	FGM	FGA	PCT	3FGM	3FGA	PCT	FTM	FTA	PCT	REB	AST	PTS	AVG
2002-03	9	0	5	.000	-	-	-	-	-	-	6	8	0	0.0
<b>Det. Totals</b>	<b>9</b>	<b>0</b>	<b>5</b>	<b>.000</b>	<b>-</b>	<b>-</b>	<b>-</b>	<b>-</b>	<b>-</b>	<b>-</b>	<b>6</b>	<b>8</b>	<b>0</b>	<b>0.0</b>
<b>NBA Totals</b>	<b>38</b>	<b>9</b>	<b>33</b>	<b>.273</b>	<b>0</b>	<b>1</b>	<b>.000</b>	<b>2</b>	<b>2</b>	<b>1.000</b>	<b>21</b>	<b>49</b>	<b>20</b>	<b>0.5</b>

**35-John Schweitz (Richmond)** Pos: F Ht: 6-6 Wt: 210 DOB: 4/19/60

Year	G	FGM	FGA	PCT	3FGM	3FGA	PCT	FTM	FTA	PCT	REB	AST	PTS	AVG
1986-87	3	0	1	.000	-	-	-	-	-	-	1	0	0	0.0
<b>Det. Totals</b>	<b>3</b>	<b>0</b>	<b>1</b>	<b>.000</b>	<b>-</b>	<b>-</b>	<b>-</b>	<b>-</b>	<b>-</b>	<b>-</b>	<b>1</b>	<b>0</b>	<b>0</b>	<b>0.0</b>
<b>NBA Totals</b>	<b>22</b>	<b>25</b>	<b>75</b>	<b>.333</b>	<b>0</b>	<b>4</b>	<b>.000</b>	<b>7</b>	<b>10</b>	<b>.700</b>	<b>22</b>	<b>18</b>	<b>57</b>	<b>2.6</b>

**12, 22-Ray Scott (Portland)** Pos: F Ht: 6-9 Wt: 215 DOB: 7/12/38

Year	G	FGM	FGA	PCT	3FGM	3FGA	PCT	FTM	FTA	PCT	REB	AST	PTS	AVG
1961-62	75	370	956	.387	-	-	-	255	388	.657	865	132	995	13.3
1962-63	76	460	1,110	.414	-	-	-	308	457	.674	772	191	1,228	16.2
1963-64	80	539	1,307	.412	-	-	-	328	456	.719	1,078	244	1,406	17.6
1964-65	66	402	1,092	.368	-	-	-	220	314	.701	634	239	1,024	15.5
1965-66	79	544	1,309	.416	-	-	-	323	435	.743	755	238	1,411	17.9
1966-67	45	252	681	.370	-	-	-	156	206	.757	404	84	660	14.7
<b>Det. Totals</b>	<b>421</b>	<b>2,567</b>	<b>6,455</b>	<b>.397</b>	<b>-</b>	<b>-</b>	<b>-</b>	<b>1,590</b>	<b>2,256</b>	<b>.704</b>	<b>3,908</b>	<b>1,128</b>	<b>6,724</b>	<b>15.9</b>
<b>NBA Totals</b>	<b>684</b>	<b>3,906</b>	<b>9,641</b>	<b>.405</b>	<b>-</b>	<b>-</b>	<b>-</b>	<b>2,372</b>	<b>3,293</b>	<b>.720</b>	<b>7,154</b>	<b>1,618</b>	<b>10,184</b>	<b>14.9</b>

**14-Malik Sealy (St. John's)** Pos: G/F Ht: 6-8 Wt: 200 DOB: 2/1/70

Year	G	FGM	FGA	PCT	3FGM	3FGA	PCT	FTM	FTA	PCT	REB	AST	PTS	AVG
1997-98	77	216	505	.428	9	41	.220	150	182					



# HISTORY • ALL-TIME PISTONS ROSTER

## 27-Steve Sheppard (Maryland) Pos: F Ht: 6-6 Wt: 215 DOB: 3/21/54

Year	G	FGM	FGA	PCT	3FGM	3FGA	PCT	FTM	FTA	PCT	REB	AST	PTS	AVG
1978-79	42	36	76	.474	-	-	-	20	34	.588	47	19	92	2.2
<b>Det. Totals</b>	<b>42</b>	<b>36</b>	<b>76</b>	<b>.474</b>	-	-	-	<b>20</b>	<b>34</b>	<b>.588</b>	<b>47</b>	<b>19</b>	<b>92</b>	<b>2.2</b>
<b>NBA Totals</b>	<b>106</b>	<b>155</b>	<b>338</b>	<b>.459</b>	-	-	-	<b>57</b>	<b>90</b>	<b>.633</b>	<b>178</b>	<b>62</b>	<b>367</b>	<b>3.5</b>

## 21-Gene Shue (Maryland) Pos: G Ht: 6-2 Wt: 175 DOB: 12/18/31

Year	G	FGM	FGA	PCT	3FGM	3FGA	PCT	FTM	FTA	PCT	REB	AST	PTS	AVG
1957-58	63	353	919	.384	-	-	-	276	327	.844	333	172	982	15.6
1958-59	72	464	1,197	.388	-	-	-	338	421	.803	335	231	1,266	17.6
1959-60	75	620	1,501	.413	-	-	-	472	541	.872	409	295	1,712	22.8
1960-61	78	650	1,545	.421	-	-	-	465	543	.854	334	530	1,765	22.6
1961-62	80	580	1,422	.408	-	-	-	362	447	.810	372	465	1,522	19.0
<b>Det. Totals</b>	<b>368</b>	<b>2,667</b>	<b>6,584</b>	<b>.405</b>	-	-	-	<b>1,913</b>	<b>2,279</b>	<b>.839</b>	<b>1,783</b>	<b>1,693</b>	<b>7,247</b>	<b>19.7</b>
<b>NBA Totals</b>	<b>699</b>	<b>3,715</b>	<b>9,378</b>	<b>.396</b>	-	-	-	<b>2,638</b>	<b>3,273</b>	<b>.806</b>	<b>2,855</b>	<b>2,608</b>	<b>10,068</b>	<b>14.4</b>

## 34-John Shumate (Notre Dame) Pos: F Ht: 6-9 Wt: 235 DOB: 4/6/52

Year	G	FGM	FGA	PCT	3FGM	3FGA	PCT	FTM	FTA	PCT	REB	AST	PTS	AVG
1977-78	62	316	622	.508	-	-	-	326	409	.797	554	122	958	15.4
1978-79	DID NOT PLAY- INJURED													
1979-80	9	35	65	.538	-	-	-	17	25	.680	70	9	87	9.7
<b>Det. Totals</b>	<b>71</b>	<b>351</b>	<b>687</b>	<b>.511</b>	-	-	-	<b>343</b>	<b>434</b>	<b>.790</b>	<b>624</b>	<b>131</b>	<b>1,045</b>	<b>14.7</b>
<b>NBA Totals</b>	<b>318</b>	<b>1,393</b>	<b>2,698</b>	<b>.516</b>	<b>0</b>	<b>1</b>	<b>.000</b>	<b>1,134</b>	<b>1,576</b>	<b>.720</b>	<b>2,388</b>	<b>574</b>	<b>3,920</b>	<b>12.3</b>

## 32-Ralph Simpson (Michigan State) Pos: G Ht: 6-5 Wt: 200 DOB: 8/10/49

Year	G	FGM	FGA	PCT	3FGM	3FGA	PCT	FTM	FTA	PCT	REB	AST	PTS	AVG
1976-77	77	356	834	.427	-	-	-	138	195	.708	181	180	850	11.0
1977-78	32	143	346	.413	-	-	-	54	64	.844	82	87	340	10.6
<b>Det. Totals</b>	<b>109</b>	<b>499</b>	<b>1,180</b>	<b>.423</b>	-	-	-	<b>192</b>	<b>259</b>	<b>.741</b>	<b>263</b>	<b>267</b>	<b>1,190</b>	<b>10.9</b>
<b>NBA Totals</b>	<b>217</b>	<b>764</b>	<b>1,890</b>	<b>.404</b>	<b>0</b>	<b>2</b>	<b>.000</b>	<b>304</b>	<b>420</b>	<b>.724</b>	<b>445</b>	<b>479</b>	<b>1,832</b>	<b>8.4</b>

## 35-Al Skinner (Massachusetts) Pos: G Ht: 6-3 Wt: 195 DOB: 6/16/52

Year	G	FGM	FGA	PCT	3FGM	3FGA	PCT	FTM	FTA	PCT	REB	AST	PTS	AVG
1977-78	69	181	387	.507	-	-	-	123	159	.773	172	113	485	7.9
<b>Det. Totals</b>	<b>69</b>	<b>181</b>	<b>387</b>	<b>.507</b>	-	-	-	<b>123</b>	<b>159</b>	<b>.773</b>	<b>172</b>	<b>113</b>	<b>485</b>	<b>7.9</b>
<b>NBA Totals</b>	<b>203</b>	<b>696</b>	<b>1,591</b>	<b>.437</b>	-	-	-	<b>492</b>	<b>609</b>	<b>.808</b>	<b>673</b>	<b>526</b>	<b>1,884</b>	<b>9.3</b>

## 32-Jim Smith (Ohio State) Pos: F Ht: 6-9 Wt: 225 DOB: 4/12/58

Year	G	FGM	FGA	PCT	3FGM	3FGA	PCT	FTM	FTA	PCT	REB	AST	PTS	AVG
1982-83	4	3	4	.750	-	-	-	2	4	.500	5	0	8	2.0
<b>Det. Totals</b>	<b>4</b>	<b>3</b>	<b>4</b>	<b>.750</b>	-	-	-	<b>2</b>	<b>4</b>	<b>.500</b>	<b>5</b>	<b>0</b>	<b>8</b>	<b>2.0</b>
<b>NBA Totals</b>	<b>76</b>	<b>89</b>	<b>173</b>	<b>.541</b>	-	-	-	<b>41</b>	<b>89</b>	<b>.461</b>	<b>187</b>	<b>46</b>	<b>219</b>	<b>2.9</b>

## 32-Joe Smith (Maryland) Pos: F Ht: 6-10 Wt: 225 DOB: 7/26/75

Year	G	FGM	FGA	PCT	3FGM	3FGA	PCT	FTM	FTA	PCT	REB	AST	PTS	AVG
2000-01	69	308	765	.403	0	5	.000	231	287	.805	491	79	847	12.3
<b>Det. Totals</b>	<b>69</b>	<b>308</b>	<b>765</b>	<b>.403</b>	<b>0</b>	<b>5</b>	<b>.000</b>	<b>231</b>	<b>287</b>	<b>.805</b>	<b>491</b>	<b>79</b>	<b>847</b>	<b>12.3</b>
<b>NBA Totals</b>	<b>893</b>	<b>4,089</b>	<b>8,970</b>	<b>.456</b>	<b>26</b>	<b>112</b>	<b>.232</b>	<b>2,428</b>	<b>3,068</b>	<b>.791</b>	<b>6,134</b>	<b>944</b>	<b>10,632</b>	<b>11.9</b>

## 30-Kenny Smith (North Carolina) Pos: G Ht: 6-3 Wt: 170 DOB: 3/8/65

Year	G	FGM	FGA	PCT	3FGM	3FGA	PCT	FTM	FTA	PCT	REB	AST	PTS	AVG
1996-97	9	8	20	.400	5	10	.500	2	2	1.000	5	10	23	2.5
<b>Det. Totals</b>	<b>9</b>	<b>8</b>	<b>20</b>	<b>.400</b>	<b>5</b>	<b>10</b>	<b>.500</b>	<b>2</b>	<b>2</b>	<b>1.000</b>	<b>5</b>	<b>10</b>	<b>23</b>	<b>2.5</b>
<b>NBA Totals</b>	<b>737</b>	<b>3,257</b>	<b>7,352</b>	<b>.480</b>	<b>664</b>	<b>1,665</b>	<b>.399</b>	<b>1,679</b>	<b>2,026</b>	<b>.829</b>	<b>1,454</b>	<b>4,073</b>	<b>9,397</b>	<b>12.8</b>

# ALL-TIME PISTONS ROSTER • HISTORY

## 42-Jerry Stackhouse (North Carolina) Pos: G Ht: 6-6 Wt: 218 DOB: 11/5/74

Year	G	FGM	FGA	PCT	3FGM	3FGA	PCT	FTM	FTA	PCT	REB	AST	PTS	AVG
1997-98	57	296	692	.428	31	149	.208	273	349	.782	190	174	896	15.7
1998-99	42	181	488	.371	35	126	.278	210	247	.850	107	118	607	14.5
1999-00	82	619	1,447	.428	83	288	.288	618	758	.815	315	365	1,939	23.6
2000-01	80	774	1,927	.402	166	473	.351	666	810	.822	315	410	2,380	29.8
2001-02	76	524	1,319	.397	86	300	.287	495	577	.858	315	403	1,629	21.4
<b>Det. Totals</b>	<b>337</b>	<b>2,394</b>	<b>5,873</b>	<b>.408</b>	<b>401</b>	<b>1,336</b>	<b>.300</b>	<b>2,262</b>	<b>2,741</b>	<b>.825</b>	<b>1,242</b>	<b>1,470</b>	<b>7,451</b>	<b>22.1</b>
<b>NBA Totals</b>	<b>844</b>	<b>5,135</b>	<b>12,522</b>	<b>.410</b>	<b>896</b>	<b>2,922</b>	<b>.307</b>	<b>4,541</b>	<b>5,530</b>	<b>.821</b>	<b>2,887</b>	<b>3,106</b>	<b>15,707</b>	<b>18.6</b>

## 24-Larry Staverman (Villa Madonna) Pos: F Ht: 6-7 Wt: 205 DOB: 10/11/36

Year	G	FGM	FGA	PCT	3FGM	3FGA	PCT	FTM	FTA	PCT	REB	AST	PTS	AVG
1963-64	20	44	82	.537	-	-	-	26	41	.634	69	12	114	5.7
<b>Det. Totals</b>	<b>20</b>	<b>44</b>	<b>82</b>	<b>.537</b>	-	-	-	<b>26</b>	<b>41</b>	<b>.634</b>	<b>69</b>	<b>12</b>	<b>114</b>	<b>5.7</b>
<b>NBA Totals</b>	<b>265</b>	<b>474</b>	<b>1,019</b>	<b>.465</b>	-	-	-	<b>289</b>	<b>368</b>	<b>.785</b>	<b>1,019</b>	<b>251</b>	<b>1,237</b>	<b>4.7</b>

## 31-Brook Steppe (Georgia Tech) Pos: G Ht: 6-5 Wt: 195 DOB: 11/7/59

Year	G	FGM	FGA	PCT	3FGM	3FGA	PCT	FTM	FTA	PCT	REB	AST	PTS	AVG
1984-85	54	83	178	.466	0	1	.000	87	104	.837	57	36	253	4.7
<b>Det. Totals</b>	<b>54</b>	<b>83</b>	<b>178</b>	<b>.466</b>	<b>0</b>	<b>1</b>	<b>.000</b>	<b>87</b>	<b>104</b>	<b>.837</b>	<b>57</b>	<b>36</b>	<b>253</b>	<b>4.7</b>
<b>NBA Totals</b>	<b>28</b>	<b>443</b>	<b>945</b>	<b>.469</b>	<b>9</b>	<b>29</b>	<b>.310</b>	<b>402</b>	<b>490</b>	<b>.820</b>	<b>345</b>	<b>280</b>	<b>1,297</b>	<b>5.4</b>

## 16-Joe Strawder (Bradley) Pos: F Ht: 6-10 Wt: 235 DOB: 9/21/40

Year	G	FGM	FGA	PCT	3FGM	3FGA	PCT	FTM	FTA	PCT	REB	AST	PTS	AVG
1965-66	79	250	613	.408	-	-	-	176	256	.688	820	78	676	8.6
1966-67	79	281	660	.426	-	-	-	188	262	.718	791	82	750	9.5
1967-68	73	206	456	.452	-	-	-	139	215	.647	685	85	551	7.5
<b>Det. Totals</b>	<b>231</b>	<b>737</b>	<b>1,729</b>	<b>.426</b>	-	-	-	<b>503</b>	<b>733</b>	<b>.686</b>	<b>1,477</b>	<b>245</b>	<b>1,977</b>	<b>8.6</b>
<b>NBA Totals</b>	<b>231</b>	<b>737</b>	<b>1,729</b>	<b>.426</b>	-	-	-	<b>503</b>	<b>733</b>	<b>.686</b>	<b>1,477</b>	<b>245</b>	<b>1,977</b>	<b>8.6</b>

## 3-Rodney Stuckey (Eastern Washington) Pos: G Ht: 6-5 Wt: 205 DOB: 4/21/86

Year	G	FGM	FGA	PCT	3FGM	3FGA	PCT	FTM	FTA	PCT	REB	AST	PTS	AVG
2007-08	57	153	382	.401	3	16	.188	127	156	.814	129	160	436	7.6
<b>Det. Totals</b>	<b>57</b>	<b>153</b>	<b>382</b>	<b>.401</b>	<b>3</b>	<b>16</b>	<b>.188</b>	<b>127</b>	<b>156</b>	<b>.814</b>	<b>129</b>	<b>160</b>	<b>436</b>	<b>7.6</b>
<b>NBA Totals</b>	<b>57</b>	<b>153</b>	<b>382</b>	<b>.401</b>	<b>3</b>	<b>16</b>	<b>.188</b>	<b>127</b>	<b>156</b>	<b>.814</b>	<b>129</b>	<b>160</b>	<b>436</b>	<b>7.6</b>

## 5-Bob Sura (Florida State) Pos: G Ht: 6-5 Wt: 200 DOB: 3/25/73

Year	G	FGM	FGA	PCT	3FGM	3FGA	PCT	FTM	FTA	PCT	REB	AST	PTS	AVG
2003-04	53	71	173	.410	9	36	.250	48	69	.696	103	89	199	3.8
<b>Det. Totals</b>	<b>53</b>	<b>71</b>	<b>173</b>	<b>.410</b>	<b>9</b>	<b>36</b>	<b>.250</b>	<						



# HISTORY • ALL-TIME PISTONS ROSTER

## 9-Bill Thieben (Hofstra)

Year	G	FGM	FGA	PCT	3FGM	3FGA	PCT	FTM	FTA	PCT	REB	AST	PTS	AVG
1957-58	27	42	143	.294	-	-	-	16	27	.593	65	7	100	3.7
<b>Det. Totals</b>	<b>27</b>	<b>42</b>	<b>143</b>	<b>.294</b>	-	-	-	<b>16</b>	<b>27</b>	<b>.593</b>	<b>65</b>	<b>7</b>	<b>100</b>	<b>3.7</b>
<b>NBA Totals</b>	<b>85</b>	<b>132</b>	<b>399</b>	<b>.331</b>	-	-	-	<b>73</b>	<b>114</b>	<b>.640</b>	<b>272</b>	<b>24</b>	<b>337</b>	<b>4.0</b>

## 31-Justus Thigpen (Weber St.)

Year	G	FGM	FGA	PCT	3FGM	3FGA	PCT	FTM	FTA	PCT	REB	AST	PTS	AVG
1972-73	18	23	57	.404	-	-	-	-	-	-	9	8	46	2.6
<b>Det. Totals</b>	<b>18</b>	<b>23</b>	<b>57</b>	<b>.404</b>	-	-	-	-	-	-	<b>9</b>	<b>8</b>	<b>43</b>	<b>2.6</b>
<b>NBA Totals</b>	<b>19</b>	<b>24</b>	<b>60</b>	<b>.400</b>	-	-	-	-	-	-	<b>10</b>	<b>8</b>	<b>48</b>	<b>2.5</b>

## 22-David Thirdkill (Bradley)

Year	G	FGM	FGA	PCT	3FGM	3FGA	PCT	FTM	FTA	PCT	REB	AST	PTS	AVG
1983-84	46	31	72	.431	0	1	.000	15	31	.484	31	27	77	1.7
1984-85	10	12	23	.521	-	-	-	5	11	.455	8	1	27	2.7
<b>Det. Totals</b>	<b>56</b>	<b>43</b>	<b>95</b>	<b>.453</b>	<b>0</b>	<b>1</b>	<b>.000</b>	<b>20</b>	<b>42</b>	<b>.476</b>	<b>39</b>	<b>28</b>	<b>104</b>	<b>1.9</b>
<b>NBA Totals</b>	<b>179</b>	<b>189</b>	<b>414</b>	<b>.457</b>	<b>1</b>	<b>11</b>	<b>.091</b>	<b>131</b>	<b>232</b>	<b>.565</b>	<b>209</b>	<b>84</b>	<b>510</b>	<b>2.8</b>

## 14-Charles Thomas (Eastern Michigan)

Year	G	FGM	FGA	PCT	3FGM	3FGA	PCT	FTM	FTA	PCT	REB	AST	PTS	AVG
1991-92	36	18	51	.353	2	17	.118	10	15	.667	22	22	48	1.3
<b>Det. Totals</b>	<b>36</b>	<b>18</b>	<b>51</b>	<b>.353</b>	<b>2</b>	<b>17</b>	<b>.118</b>	<b>10</b>	<b>15</b>	<b>.667</b>	<b>22</b>	<b>22</b>	<b>48</b>	<b>1.3</b>
<b>NBA Totals</b>	<b>36</b>	<b>18</b>	<b>51</b>	<b>.353</b>	<b>2</b>	<b>17</b>	<b>.118</b>	<b>10</b>	<b>15</b>	<b>.667</b>	<b>22</b>	<b>22</b>	<b>48</b>	<b>1.3</b>

## 11-Isiah Thomas (Indiana)

Year	G	FGM	FGA	PCT	3FGM	3FGA	PCT	FTM	FTA	PCT	REB	AST	PTS	AVG
1981-82	72	453	1,068	.424	17	59	.288	302	429	.704	209	565	1,225	17.0
1982-83	81	725	1,537	.472	36	125	.288	368	518	.710	328	634	1,854	22.9
1983-84	82	669	1,448	.462	22	65	.338	388	529	.733	327	914	1,748	21.3
1984-85	81	646	1,410	.458	29	113	.257	399	493	.809	361	1,123	1,720	21.2
1985-86	77	609	1,248	.488	26	84	.310	365	462	.790	277	830	1,609	20.9
1986-87	81	626	1,353	.463	19	98	.194	400	521	.768	319	813	1,671	20.6
1987-88	81	621	1,341	.463	30	97	.309	305	394	.774	278	678	1,577	19.5
1988-89	80	569	1,227	.464	33	121	.273	287	351	.818	273	663	1,458	18.2
1989-90	81	579	1,322	.438	42	136	.309	292	377	.775	308	765	1,492	18.4
1990-91	48	289	665	.435	19	65	.292	179	229	.782	160	446	776	16.2
1991-92	78	564	1,264	.446	25	86	.291	292	378	.772	247	560	1,445	18.5
1992-92	79	526	1,258	.418	61	198	.308	278	377	.737	232	671	1,391	17.6
1993-94	58	318	763	.417	39	126	.310	181	258	.702	159	399	856	14.8
<b>Det. Totals</b>	<b>979</b>	<b>7,194</b>	<b>15,904</b>	<b>.452</b>	<b>398</b>	<b>1,373</b>	<b>.290</b>	<b>4,036</b>	<b>5,316</b>	<b>.759</b>	<b>3,478</b>	<b>9,061</b>	<b>18,822</b>	<b>19.2</b>
<b>NBA Totals</b>	<b>979</b>	<b>7,194</b>	<b>15,904</b>	<b>.452</b>	<b>398</b>	<b>1,373</b>	<b>.290</b>	<b>4,036</b>	<b>5,316</b>	<b>.759</b>	<b>3,478</b>	<b>9,061</b>	<b>18,822</b>	<b>19.2</b>

## 50-Terry Thomas (Detroit)

Year	G	FGM	FGA	PCT	3FGM	3FGA	PCT	FTM	FTA	PCT	REB	AST	PTS	AVG
1975-76	28	28	65	.431	-	-	-	21	29	.724	36	3	77	2.8
<b>Det. Totals</b>	<b>28</b>	<b>28</b>	<b>65</b>	<b>.431</b>	-	-	-	<b>21</b>	<b>29</b>	<b>.724</b>	<b>36</b>	<b>3</b>	<b>77</b>	<b>2.8</b>
<b>NBA Totals</b>	<b>28</b>	<b>28</b>	<b>65</b>	<b>.431</b>	-	-	-	<b>21</b>	<b>29</b>	<b>.724</b>	<b>36</b>	<b>3</b>	<b>77</b>	<b>2.8</b>

## 10-Rod Thorn (West Virginia)

Year	G	FGM	FGA	PCT	3FGM	3FGA	PCT	FTM	FTA	PCT	REB	AST	PTS	AVG
1964-65	74	320	750	.427	-	-	-	176	243	.724	266	161	816	11.0
1965-66	27	143	343	.417	-	-	-	90	123	.732	101	64	376	13.9
<b>Det. Totals</b>	<b>101</b>	<b>463</b>	<b>1,093</b>	<b>.424</b>	-	-	-	<b>266</b>	<b>366</b>	<b>.727</b>	<b>367</b>	<b>225</b>	<b>1,192</b>	<b>11.8</b>
<b>NBA Totals</b>	<b>466</b>	<b>1,939</b>	<b>4,479</b>	<b>.433</b>	-	-	-	<b>1,134</b>	<b>1,569</b>	<b>.723</b>	<b>1,463</b>	<b>1,214</b>	<b>5,012</b>	<b>10.8</b>

# ALL-TIME PISTONS ROSTER • HISTORY

## 50-Otis Thorpe (Providence)

Year	G	FGM	FGA	PCT	3FGM	3FGA	PCT	FTM	FTA	PCT	REB	AST	PTS	AVG
1995-96	82	452	853	.530	0	4	.000	257	362	.710	688	158	1161	14.2
1996-97	79	419	787	.532	0	2	.000	198	303	.653	622	133	1036	13.1
<b>Det. Totals</b>	<b>161</b>	<b>871</b>	<b>1,640</b>	<b>.531</b>	<b>0</b>	<b>6</b>	<b>.000</b>	<b>455</b>	<b>665</b>	<b>.684</b>	<b>1,310</b>	<b>291</b>	<b>2,197</b>	<b>13.6</b>
<b>NBA Totals</b>	<b>1,257</b>	<b>6,872</b>	<b>12,593</b>	<b>.546</b>	<b>3</b>	<b>64</b>	<b>.047</b>	<b>3,853</b>	<b>5,612</b>	<b>.687</b>	<b>10,370</b>	<b>2,730</b>	<b>17,600</b>	<b>14.0</b>

## 24-Ray Tolbert (Indiana)

Year	G	FGM	FGA	PCT	3FGM	3FGA	PCT	FTM	FTA	PCT	REB	AST	PTS	AVG
1982-83	28	57	124	.460	-	-	-	28	59	.475	91	19	142	5.1
1983-84	49	64	121	.529	0	1	.000	23	45	.511	98	26	151	3.1
<b>Det. Totals</b>	<b>77</b>	<b>121</b>	<b>245</b>	<b>.494</b>	-	-	-	<b>51</b>	<b>104</b>	<b>.490</b>	<b>189</b>	<b>45</b>	<b>293</b>	<b>3.8</b>
<b>NBA Totals</b>	<b>261</b>	<b>396</b>	<b>800</b>	<b>.495</b>	<b>0</b>	<b>6</b>	<b>.000</b>	<b>136</b>	<b>250</b>	<b>.544</b>	<b>609</b>	<b>135</b>	<b>928</b>	<b>3.6</b>

## 31-George Trapp (Long Beach)

Year	G	FGM	FGA	PCT	3FGM	3FGA	PCT	FTM	FTA	PCT	REB	AST	PTS	AVG
1973-74	82	333	693	.481	-	-	-	99	134	.739	313	81	765	9.3
1974-75	78	288	652	.442	-	-	-	99	131	.756	276	63	675	8.7
1975-76	76	278	602	.462	-	-	-	63	88	.716	229	50	619	8.1
1976-77	6	15	29	.517	-	-	-	3	4	.750	10	3	33	5.5
<b>Det. Totals</b>	<b>242</b>	<b>914</b>	<b>1,976</b>	<b>.462</b>	-	-	-	<b>264</b>	<b>357</b>	<b>.739</b>	<b>828</b>	<b>197</b>	<b>2,092</b>	<b>8.6</b>
<b>NBA Totals</b>	<b>379</b>	<b>1,417</b>	<b>3,188</b>	<b>.444</b>	-	-	-	<b>519</b>	<b>690</b>	<b>.752</b>	<b>1,466</b>	<b>375</b>	<b>3,353</b>	<b>8.8</b>

## 23-John Tresvant (Seattle)

Year	G	FGM	FGA	PCT	3FGM	3FGA	PCT	FTM	FTA	PCT	REB	AST	PTS	AVG
1965-66	46	134	322	.416	-	-	-	115	158	.728	279	62	383	8.3
1966-67	68	256	585	.438	-	-	-	164	234	.701	483	88	676	9.9
1967-68	55	275	597	.461	-	-	-	183	278	.658	540	114	733	13.3
<b>Det. Totals</b>	<b>169</b>	<b>665</b>	<b>1,504</b>	<b>.442</b>	-	-	-	<b>462</b>	<b>670</b>	<b>.690</b>	<b>1,302</b>	<b>264</b>	<b>1,792</b>	<b>10.6</b>
<b>NBA Totals</b>	<b>559</b>	<b>1,920</b>	<b>4,256</b>	<b>.451</b>	-	-	-	<b>1,278</b>	<b>1,843</b>	<b>.693</b>	<b>3,546</b>	<b>806</b>	<b>5,118</b>	<b>9.2</b>

## 7-Kelly Tripucka (Notre Dame)

Year	G	FGM	FGA	PCT	3FGM	3FGA	PCT	FTM	FTA	PCT	REB	AST	PTS	AVG
1981-82	82	636	1,281	.493	5	22	.227	495	621	.797	443	270	1,772	21.6
1982-83	58	565	1,156	.489	14	37	.378	392	464	.845	264	237	1,536	26.5
1983-84	76	595	1,296	.459	2	17	.118	426	523	.815	309	228	1,618	21.3
1984-85	55	396	831	.477	2	5	.400	255	288	.885	218	135	1,049	19.1
1985-86	81	615	1,236	.498	12	25	.480	380	444	.856	348	265	1,622	20.0
<b>Det. Totals</b>	<b>352</b>	<b>2,807</b>	<b>5,800</b>	<b>.483</b>	<b>35</b>	<b>106</b>	<b>.330</b>	<b>1,948</b>	<b>2,340</b>	<b>.832</b>	<b>1,582</b>	<b>1,405</b>	<b>7,597</b>	<b>21.6</b>
<b>NBA Totals</b>	<b>707</b>	<b>4,434</b>												



# HISTORY • ALL-TIME PISTONS ROSTER

## 44-Ratko Varda (Yugoslavia) Pos: C Ht: 7-1 Wt: 260 DOB: 5/6/79

Year	G	FGM	FGA	PCT	3FGM	3FGA	PCT	FTM	FTA	PCT	REB	AST	PTS	AVG
2001-02	1	2	3	.667	-	-	-	1	1	1.000	1	0	5	5.0
<b>Det. Totals</b>	<b>1</b>	<b>2</b>	<b>3</b>	<b>.667</b>	<b>-</b>	<b>-</b>	<b>-</b>	<b>1</b>	<b>1</b>	<b>1.000</b>	<b>1</b>	<b>0</b>	<b>5</b>	<b>5.0</b>
<b>NBA Totals</b>	<b>1</b>	<b>2</b>	<b>3</b>	<b>.667</b>	<b>-</b>	<b>-</b>	<b>-</b>	<b>1</b>	<b>1</b>	<b>1.000</b>	<b>1</b>	<b>0</b>	<b>5</b>	<b>5.0</b>

## 10-Charles Vaughn (S. Illinois) Pos: G Ht: 6-3 Wt: 215 DOB: 2/19/40

Year	G	FGM	FGA	PCT	3FGM	3FGA	PCT	FTM	FTA	PCT	REB	AST	PTS	AVG
1965-66	37	110	282	.390	-	-	-	60	82	.732	63	104	280	7.6
1966-67	50	85	226	.376	-	-	-	50	74	.676	67	75	220	4.4
<b>Det. Totals</b>	<b>87</b>	<b>195</b>	<b>508</b>	<b>.384</b>	<b>-</b>	<b>-</b>	<b>-</b>	<b>110</b>	<b>156</b>	<b>.705</b>	<b>130</b>	<b>179</b>	<b>500</b>	<b>5.7</b>
<b>NBA Totals</b>	<b>326</b>	<b>1,144</b>	<b>2,157</b>	<b>.415</b>	<b>-</b>	<b>-</b>	<b>-</b>	<b>633</b>	<b>869</b>	<b>.728</b>	<b>733</b>	<b>753</b>	<b>2,921</b>	<b>9.0</b>

## 35-Loy Vaught (Michigan) Pos: F Ht: 6-9 Wt: 240 DOB: 2/27/68

Year	G	FGM	FGA	PCT	3FGM	3FGA	PCT	FTM	FTA	PCT	REB	AST	PTS	AVG
1998-99	37	59	155	.381	0	1	.000	9	14	.643	146	11	127	3.4
1999-00	43	32	89	.360	0	3	.000	11	16	.688	91	11	75	1.7
<b>Det. Totals</b>	<b>80</b>	<b>91</b>	<b>244</b>	<b>.373</b>	<b>0</b>	<b>4</b>	<b>.000</b>	<b>20</b>	<b>30</b>	<b>.667</b>	<b>237</b>	<b>22</b>	<b>202</b>	<b>2.5</b>
<b>NBA Totals</b>	<b>689</b>	<b>3,061</b>	<b>6,074</b>	<b>.504</b>	<b>21</b>	<b>86</b>	<b>.244</b>	<b>841</b>	<b>1,172</b>	<b>.718</b>	<b>4,881</b>	<b>652</b>	<b>6,984</b>	<b>10.1</b>

## 26-Andre Wakefield (Loyola, IL) Pos: G Ht: 6-2 1/2 Wt: 175 DOB: 1/11/55

Year	G	FGM	FGA	PCT	3FGM	3FGA	PCT	FTM	FTA	PCT	REB	AST	PTS	AVG
1978-79	73	62	177	.350	-	-	-	48	69	.696	76	70	170	2.3
<b>Det. Totals</b>	<b>73</b>	<b>62</b>	<b>177</b>	<b>.350</b>	<b>-</b>	<b>-</b>	<b>-</b>	<b>48</b>	<b>69</b>	<b>.696</b>	<b>76</b>	<b>70</b>	<b>170</b>	<b>2.5</b>
<b>NBA Totals</b>	<b>81</b>	<b>68</b>	<b>192</b>	<b>.354</b>	<b>-</b>	<b>-</b>	<b>-</b>	<b>51</b>	<b>72</b>	<b>.708</b>	<b>80</b>	<b>73</b>	<b>187</b>	<b>2.3</b>

## 5-Darrell Walker (Arkansas) Pos: G Ht: 6-4 Wt: 180 DOB: 3/9/61

Year	G	FGM	FGA	PCT	3FGM	3FGA	PCT	FTM	FTA	PCT	REB	AST	PTS	AVG
1991-92	74	161	381	.423	0	10	.000	65	105	.619	238	205	387	5.2
1992-93	9	3	19	.158	0	1	.000	2	6	.333	19	9	8	0.9
<b>Det. Totals</b>	<b>83</b>	<b>164</b>	<b>400</b>	<b>.410</b>	<b>0</b>	<b>11</b>	<b>.000</b>	<b>67</b>	<b>111</b>	<b>.604</b>	<b>257</b>	<b>214</b>	<b>395</b>	<b>4.8</b>
<b>NBA Totals</b>	<b>720</b>	<b>2,469</b>	<b>5,682</b>	<b>.435</b>	<b>6</b>	<b>102</b>	<b>.059</b>	<b>1,445</b>	<b>2,027</b>	<b>.713</b>	<b>3,134</b>	<b>3,276</b>	<b>6,389</b>	<b>8.9</b>

## 24-Jimmy Walker (Providence) Pos: G Ht: 6-3 Wt: 205 DOB: 4/8/44

Year	G	FGM	FGA	PCT	3FGM	3FGA	PCT	FTM	FTA	PCT	REB	AST	PTS	AVG
1967-68	81	289	733	.394	-	-	-	134	175	.766	135	226	712	8.8
1968-69	69	312	670	.466	-	-	-	182	229	.795	157	221	806	11.7
1969-70	81	666	1,394	.478	-	-	-	355	440	.807	242	248	1,687	20.8
1970-71	79	524	1,201	.436	-	-	-	344	414	.831	207	268	1,392	17.6
1971-72	78	634	1,386	.457	-	-	-	397	480	.827	231	315	1,665	21.3
<b>Det. Totals</b>	<b>388</b>	<b>2,425</b>	<b>5,384</b>	<b>.450</b>	<b>-</b>	<b>-</b>	<b>-</b>	<b>1,412</b>	<b>1,738</b>	<b>.812</b>	<b>973</b>	<b>2,241</b>	<b>6,262</b>	<b>16.1</b>
<b>NBA Totals</b>	<b>698</b>	<b>4,624</b>	<b>10,039</b>	<b>.461</b>	<b>-</b>	<b>-</b>	<b>-</b>	<b>2,407</b>	<b>2,903</b>	<b>.829</b>	<b>1,860</b>	<b>2,429</b>	<b>11,655</b>	<b>16.7</b>

## 3-Ben Wallace (Virginia Union) Pos: F/C Ht: 6-9 Wt: 240 DOB: 9/10/74

Year	G	FGM	FGA	PCT	3FGM	3FGA	PCT	FTM	FTA	PCT	REB	AST	PTS	AVG
2000-01	80	215	439	.490	1	4	.250	80	238	.336	1,052	123	511	6.4
2001-02	80	255	480	.531	0	3	.000	99	234	.423	1,039	115	609	7.6
2002-03	73	210	437	.481	1	6	.167	85	189	.450	1,126	120	506	6.9
2003-04	81	315	748	.421	1	8	.125	142	290	.490	1,006	138	773	9.5
2004-05	74	295	651	.453	1	9	.111	130	304	.428	902	123	721	9.7
2005-06	82	237	465	.510	0	4	.000	123	296	.416	923	158	597	7.3
<b>Det. Totals</b>	<b>470</b>	<b>1,527</b>	<b>3,220</b>	<b>.474</b>	<b>4</b>	<b>34</b>	<b>.118</b>	<b>659</b>	<b>1,551</b>	<b>.425</b>	<b>6,048</b>	<b>777</b>	<b>3,717</b>	<b>7.9</b>
<b>NBA Totals</b>	<b>847</b>	<b>2,241</b>	<b>4,739</b>	<b>.473</b>	<b>5</b>	<b>43</b>	<b>.116</b>	<b>982</b>	<b>2,351</b>	<b>.418</b>	<b>8,904</b>	<b>1,173</b>	<b>5,469</b>	<b>6.5</b>

## 44-John Wallace (Syracuse) Pos: F Ht: 6-9 Wt: 225 DOB: 2/9/74

Year	G	FGM	FGA	PCT	3FGM	3FGA	PCT	FTM	FTA	PCT	REB	AST	PTS	AVG
2000-01	40	100	236	.424	2	15	.133	35	45	.778	83	23	237	5.9
<b>Det. Totals</b>	<b>40</b>	<b>100</b>	<b>236</b>	<b>.424</b>	<b>2</b>	<b>15</b>	<b>.133</b>	<b>35</b>	<b>45</b>	<b>.778</b>	<b>83</b>	<b>23</b>	<b>237</b>	<b>5.9</b>
<b>NBA Totals</b>	<b>381</b>	<b>1,152</b>	<b>2,496</b>	<b>.462</b>	<b>15</b>	<b>50</b>	<b>.300</b>	<b>582</b>	<b>786</b>	<b>.740</b>	<b>1,061</b>	<b>281</b>	<b>2,901</b>	<b>7.6</b>

# ALL-TIME PISTONS ROSTER • HISTORY

## 30-Rasheed Wallace (North Carolina) Pos: F Ht: 6-11 Wt: 230 DOB: 9/17/74

Year	G	FGM	FGA	PCT	3FGM	3FGA	PCT	FTM	FTA	PCT	REB	AST	PTS	AVG
2003-04	22	121	281	.431	22	69	.319	38	54	.704	155	40	302	13.7
2004-05	79	467	1,062	.440	75	236	.318	136	195	.697	644	142	1,145	14.5
2005-06	80	459	1,067	.430	155	434	.357	136	183	.743	547	182	1,209	15.1
2006-07	75	357	843	.423	104	296	.351	108	137	.788	543	127	926	12.3
2007-08	77	376	870	.432	112	315	.356	115	150	.767	511	137	979	12.7
<b>Det. Totals</b>	<b>333</b>	<b>1,780</b>	<b>4,123</b>	<b>.432</b>	<b>468</b>	<b>1,350</b>	<b>.347</b>	<b>533</b>	<b>719</b>	<b>.741</b>	<b>2,400</b>	<b>628</b>	<b>4,561</b>	<b>13.7</b>
<b>NBA Totals</b>	<b>943</b>	<b>5,697</b>	<b>12,017</b>	<b>.474</b>	<b>869</b>	<b>2,550</b>	<b>.341</b>	<b>2,092</b>	<b>2,916</b>	<b>.717</b>	<b>6,506</b>	<b>1,817</b>	<b>14,355</b>	<b>15.2</b>

## 18-Bob Warlick (Pepperdine) Pos: F Ht: 6-5 Wt: 205 DOB: 3/20/41

Year	G	FGM	FGA	PCT	3FGM	3FGA	PCT	FTM	FTA	PCT	REB	AST	PTS	AVG
1965-66	10	11	38	.289	-	-	-	2	6	.333	16	10	24	2.4
<b>Det. Totals</b>	<b>10</b>	<b>11</b>	<b>38</b>	<b>.289</b>	<b>-</b>	<b>-</b>	<b>-</b>	<b>2</b>	<b>6</b>	<b>.333</b>	<b>16</b>	<b>10</b>	<b>24</b>	<b>2.4</b>
<b>NBA Totals</b>	<b>157</b>	<b>496</b>	<b>1,209</b>	<b>.410</b>	<b>-</b>	<b>-</b>	<b>-</b>	<b>192</b>	<b>330</b>	<b>.582</b>	<b>452</b>	<b>311</b>	<b>1,184</b>	<b>7.5</b>

## 84-Chris Webber (Michigan) Pos: C/F Ht: 6-10 Wt: 245 DOB: 3/1/73

Year	G	FGM	FGA	PCT	3FGM	3FGA	PCT	FTM	FTA	PCT	REB	AST	PTS	AVG
2006-07	43	200	409	.489	2	6	.333	84	132	.636	288	127	486	11.3
<b>Det. Totals</b>	<b>43</b>	<b>200</b>	<b>409</b>	<b>.489</b>	<b>2</b>	<b>6</b>	<b>.333</b>	<b>84</b>	<b>132</b>	<b>.636</b>	<b>288</b>	<b>127</b>	<b>486</b>	<b>11.3</b>
<b>NBA Totals</b>	<b>831</b>	<b>7,192</b>	<b>15,024</b>	<b>.479</b>	<b>264</b>	<b>883</b>	<b>.299</b>	<b>2,534</b>	<b>3,906</b>	<b>.649</b>	<b>8,125</b>	<b>3,526</b>	<b>17,182</b>	<b>20.7</b>

## 41-Mark West (Old Dominion) Pos: C Ht: 6-10 Wt: 246 DOB: 11/5/60

Year	G	FGM	FGA	PCT	3FGM	3FGA	PCT	FTM	FTA	PCT	REB	AST	PTS	AVG
1994-95	67	217	390	.556	-	-	-	66	138	.478	408	18	500	7.5
1995-96	47	61	126	.484	-	-	-	28	45	.622	133	6	150	3.2
<b>Det. Totals</b>	<b>114</b>	<b>278</b>	<b>516</b>	<b>.539</b>	<b>-</b>	<b>-</b>	<b>-</b>	<b>94</b>	<b>183</b>	<b>.514</b>	<b>541</b>	<b>24</b>	<b>650</b>	<b>5.7</b>
<b>NBA Totals</b>	<b>1,090</b>	<b>2,528</b>	<b>4,356</b>	<b>.580</b>	<b>0</b>	<b>4</b>	<b>.000</b>	<b>1,203</b>	<b>2,117</b>	<b>.568</b>	<b>5,347</b>	<b>428</b>	<b>6,259</b>	<b>5.7</b>

## 5-Rodney White (Charlotte) Pos: F Ht: 6-9 Wt: 238 DOB: 6/28/80

Year	G	FGM	FGA	PCT	3FGM	3FGA	PCT	FTM	FTA	PCT	REB	AST	PTS	AVG
2001-02	16	21	60	.350	2	9	.222	12	14	.857	18	12	56	3.5
<b>Det. Totals</b>	<b>16</b>	<b>21</b>												



# HISTORY • ALL-TIME PISTONS ROSTER

**13-Jerome Williams (Georgetown)** Pos: F Ht: 6-9 Wt: 206 DOB: 5/10/73

Year	G	FGM	FGA	PCT	3FGM	3FGA	PCT	FTM	FTA	PCT	REB	AST	PTS	AVG
1996-97	33	20	51	.392	-	-	-	9	17	.529	50	7	49	1.5
1997-98	77	151	288	.524	0	1	.000	108	166	.651	379	48	410	5.3
1998-99	50	124	248	.500	-	-	-	107	159	.673	349	23	355	7.1
1999-00	82	257	456	.564	0	3	.000	175	284	.616	789	68	689	8.4
2000-01	33	88	201	.438	0	2	.000	65	90	.722	278	32	241	7.3
<b>Det. Totals</b>	<b>275</b>	<b>640</b>	<b>1,244</b>	<b>.514</b>	<b>0</b>	<b>6</b>	<b>.000</b>	<b>464</b>	<b>716</b>	<b>.648</b>	<b>1,845</b>	<b>178</b>	<b>1,744</b>	<b>6.3</b>
<b>NBA Totals</b>	<b>587</b>	<b>1,425</b>	<b>2,839</b>	<b>.502</b>	<b>1</b>	<b>26</b>	<b>.038</b>	<b>1,014</b>	<b>1,573</b>	<b>.645</b>	<b>3,743</b>	<b>474</b>	<b>3,865</b>	<b>6.6</b>

**24-Micheal Williams (Baylor)** Pos: G Ht: 6-2 Wt: 175 DOB: 7/23/63

Year	G	FGM	FGA	PCT	3FGM	3FGA	PCT	FTM	FTA	PCT	REB	AST	PTS	AVG
1988-89	49	47	129	.364	2	9	.222	31	47	.660	27	70	127	2.6
<b>Det. Totals</b>	<b>49</b>	<b>47</b>	<b>129</b>	<b>.364</b>	<b>2</b>	<b>9</b>	<b>.222</b>	<b>31</b>	<b>47</b>	<b>.660</b>	<b>27</b>	<b>70</b>	<b>127</b>	<b>2.6</b>
<b>NBA Totals</b>	<b>411</b>	<b>1,469</b>	<b>3,165</b>	<b>.464</b>	<b>48</b>	<b>211</b>	<b>.227</b>	<b>1,545</b>	<b>1,780</b>	<b>.868</b>	<b>1,049</b>	<b>2,385</b>	<b>4,531</b>	<b>11.0</b>

**34-Corliss Williamson (Arkansas)** Pos: F Ht: 6-7 Wt: 245 DOB: 12/4/73

Year	G	FGM	FGA	PCT	3FGM	3FGA	PCT	FTM	FTA	PCT	REB	AST	PTS	AVG
2000-01	27	172	322	.534	-	-	-	67	107	.626	168	28	411	15.2
2001-02	78	411	806	.510	1	5	.200	240	298	.805	319	94	1,063	13.6
2002-03	82	374	826	.453	2	11	.182	237	300	.790	358	104	987	12.0
2003-04	79	304	602	.505	-	-	-	144	197	.731	256	57	752	9.5
<b>Det. Totals</b>	<b>266</b>	<b>1,261</b>	<b>2,556</b>	<b>.493</b>	<b>3</b>	<b>16</b>	<b>.188</b>	<b>688</b>	<b>902</b>	<b>.763</b>	<b>1,101</b>	<b>283</b>	<b>3,213</b>	<b>12.1</b>
<b>NBA Totals</b>	<b>822</b>	<b>3,603</b>	<b>7,355</b>	<b>.490</b>	<b>6</b>	<b>44</b>	<b>.136</b>	<b>1,935</b>	<b>2,710</b>	<b>.714</b>	<b>3,183</b>	<b>972</b>	<b>9,147</b>	<b>11.1</b>

**10-Isaiah Wilson (Baltimore)** Pos: G Ht: 6-2 1/2 Wt: 175 DOB: 5/31/48

Year	G	FGM	FGA	PCT	3FGM	3FGA	PCT	FTM	FTA	PCT	REB	AST	PTS	AVG
1971-72	48	63	177	.356	-	-	-	41	56	.732	47	41	167	3.5
<b>Det. Totals</b>	<b>48</b>	<b>63</b>	<b>177</b>	<b>.356</b>	<b>-</b>	<b>-</b>	<b>-</b>	<b>41</b>	<b>56</b>	<b>.732</b>	<b>47</b>	<b>41</b>	<b>167</b>	<b>3.5</b>
<b>NBA Totals</b>	<b>48</b>	<b>63</b>	<b>177</b>	<b>.356</b>	<b>-</b>	<b>-</b>	<b>-</b>	<b>41</b>	<b>56</b>	<b>.732</b>	<b>47</b>	<b>41</b>	<b>167</b>	<b>3.5</b>

**10-Tony Windis (Wyoming)** Pos: G Ht: 6-1 Wt: 160 DOB: 1/27/33

Year	G	FGM	FGA	PCT	3FGM	3FGA	PCT	FTM	FTA	PCT	REB	AST	PTS	AVG
1959-60	9	16	60	.267	-	-	-	4	6	.667	47	32	36	4.0
<b>Det. Totals</b>	<b>9</b>	<b>16</b>	<b>60</b>	<b>.267</b>	<b>-</b>	<b>-</b>	<b>-</b>	<b>4</b>	<b>6</b>	<b>.667</b>	<b>47</b>	<b>32</b>	<b>36</b>	<b>4.0</b>
<b>NBA Totals</b>	<b>9</b>	<b>16</b>	<b>60</b>	<b>.267</b>	<b>-</b>	<b>-</b>	<b>-</b>	<b>4</b>	<b>6</b>	<b>.667</b>	<b>47</b>	<b>32</b>	<b>36</b>	<b>4.0</b>

**12-David Wood (Nevada-Reno)** Pos: F Ht: 6-9 Wt: 230 DOB: 11/30/64

Year	G	FGM	FGA	PCT	3FGM	3FGA	PCT	FTM	FTA	PCT	REB	AST	PTS	AVG
1993-94	78	119	259	.459	22	49	.449	62	82	.756	239	51	322	4.1
<b>Det. Totals</b>	<b>78</b>	<b>119</b>	<b>259</b>	<b>.459</b>	<b>22</b>	<b>49</b>	<b>.449</b>	<b>62</b>	<b>82</b>	<b>.756</b>	<b>239</b>	<b>51</b>	<b>322</b>	<b>4.1</b>
<b>NBA Totals</b>	<b>420</b>	<b>567</b>	<b>1,263</b>	<b>.450</b>	<b>111</b>	<b>328</b>	<b>.338</b>	<b>357</b>	<b>455</b>	<b>.785</b>	<b>1,004</b>	<b>291</b>	<b>1,602</b>	<b>3.8</b>

**0-Orlando Woolridge (Notre Dame)** Pos: F Ht: 6-9 Wt: 215 DOB: 12/16/59

Year	G	FGM	FGA	PCT	3FGM	3FGA	PCT	FTM	FTA	PCT	REB	AST	PTS	AVG
1991-92	82	452	907	.498	1	9	.111	241	353	.683	260	88	1,146	14.0
1992-93	50	271	566	.479	0	9	.000	113	168	.673	176	112	655	13.1
<b>Det. Totals</b>	<b>132</b>	<b>723</b>	<b>1,473</b>	<b>.491</b>	<b>1</b>	<b>18</b>	<b>.055</b>	<b>354</b>	<b>521</b>	<b>.679</b>	<b>436</b>	<b>200</b>	<b>1,801</b>	<b>13.6</b>
<b>NBA Totals</b>	<b>851</b>	<b>5,150</b>	<b>10,037</b>	<b>.513</b>	<b>8</b>	<b>88</b>	<b>.091</b>	<b>3,315</b>	<b>4,501</b>	<b>.737</b>	<b>3,696</b>	<b>1,609</b>	<b>13,623</b>	<b>16.0</b>

**32-Tom Workman (Seattle)** Pos: F Ht: 6-7 Wt: 225 DOB: 11/14/44

Year	G	FGM	FGA	PCT	3FGM	3FGA	PCT	FTM	FTA	PCT	REB	AST	PTS	AVG
1969-70	2	0	1	.000	-	-	-	-	-	-	0	0	0	0.0
<b>Det. Totals</b>	<b>2</b>	<b>0</b>	<b>1</b>	<b>.000</b>	<b>-</b>	<b>-</b>	<b>-</b>	<b>-</b>	<b>-</b>	<b>-</b>	<b>0</b>	<b>0</b>	<b>0</b>	<b>0.0</b>
<b>NBA Totals</b>	<b>43</b>	<b>41</b>	<b>95</b>	<b>.432</b>	<b>-</b>	<b>-</b>	<b>-</b>	<b>27</b>	<b>38</b>	<b>.711</b>	<b>52</b>	<b>5</b>	<b>109</b>	<b>2.5</b>

# ALL-TIME PISTONS ROSTER • HISTORY

**15-Larry Wright (Grambling)** Pos: G Ht: 6-1/2 Wt: 170 DOB: 11/23/54

Year	G	FGM	FGA	PCT	3FGM	3FGA	PCT	FTM	FTA	PCT	REB	AST	PTS	AVG
1980-81	45	140	303	.462	2	7	.286	53	66	.803	88	153	335	7.4
1981-82	1	0	1	.000	-	-	-	-	-	-	0	0	0	0.0
<b>Det. Totals</b>	<b>46</b>	<b>140</b>	<b>304</b>	<b>.460</b>	<b>2</b>	<b>7</b>	<b>.286</b>	<b>53</b>	<b>66</b>	<b>.803</b>	<b>88</b>	<b>153</b>	<b>335</b>	<b>7.4</b>
<b>NBA Totals</b>	<b>343</b>	<b>1,190</b>	<b>2,558</b>	<b>.465</b>	<b>6</b>	<b>23</b>	<b>.261</b>	<b>438</b>	<b>564</b>	<b>.777</b>	<b>550</b>	<b>1,165</b>	<b>2,824</b>	<b>8.2</b>

**12-George Yardley (Stanford)** Pos: F Ht: 6-5 Wt: 195 DOB: 11/3/28

Year	G	FGM	FGA	PCT	3FGM	3FGA	PCT	FTM	FTA	PCT	REB	AST	PTS	AVG
1957-58	72	673	1,624	.414	-	-	-	655	808	.811	768	97	2,001	27.8
1958-59	46	350	842	.416	-	-	-	258	313	.824	327	40	958	20.8
<b>Det. Totals</b>	<b>118</b>	<b>1,023</b>	<b>2,466</b>	<b>.414</b>	<b>-</b>	<b>-</b>	<b>-</b>	<b>913</b>	<b>1,121</b>	<b>.815</b>	<b>1,095</b>	<b>137</b>	<b>2,969</b>	<b>25.2</b>
<b>NBA Totals</b>	<b>472</b>	<b>3,193</b>	<b>7,572</b>	<b>.422</b>	<b>-</b>	<b>-</b>	<b>-</b>	<b>2,677</b>	<b>3,434</b>	<b>.780</b>	<b>4,220</b>	<b>815</b>	<b>9,063</b>	<b>19.2</b>

**20-Danny Young (Wake Forest)** Pos: G Ht: 6-4 Wt: 175 DOB: 7/26/62

Year	G	FGM	FGA	PCT	3FGM	3FGA	PCT	FTM	FTA	PCT	REB	AST	PTS	AVG
1992-93	65	69	167	.413	22	68	.324	28	32	.875	47	119	188	2.9
<b>Det. Totals</b>	<b>65</b>	<b>69</b>	<b>167</b>	<b>.413</b>	<b>22</b>	<b>68</b>	<b>.324</b>	<b>28</b>	<b>32</b>	<b>.875</b>	<b>47</b>	<b>119</b>	<b>188</b>	<b>2.9</b>
<b>NBA Totals</b>	<b>574</b>	<b>984</b>	<b>2,253</b>	<b>.437</b>	<b>194</b>	<b>594</b>	<b>.327</b>	<b>460</b>	<b>551</b>	<b>.835</b>	<b>709</b>	<b>1,674</b>	<b>2,622</b>	<b>4.6</b>

**45-Korleone Young (Hargrave Academy)** Pos: F Ht: 6-7 Wt: 220 DOB: 12/31/78

Year	G	FGM	FGA	PCT	3FGM	3FGA	PCT	FTM	FTA	PCT	REB	AST	PTS	AVG
1998-99	3	5	10	.500	1	4	.250	2	2	1.000	4	1	13	4.3
<b>Det. Totals</b>	<b>3</b>	<b>5</b>	<b>10</b>	<b>.500</b>	<b>1</b>	<b>4</b>	<b>.250</b>	<b>2</b>	<b>2</b>	<b>1.000</b>	<b>4</b>	<b>1</b>	<b>13</b>	<b>4.3</b>
<b>NBA Totals</b>	<b>3</b>	<b>5</b>	<b>10</b>	<b>.500</b>	<b>1</b>	<b>4</b>	<b>.250</b>	<b>2</b>	<b>2</b>	<b>1.000</b>	<b>4</b>	<b>1</b>	<b>13</b>	<b>4.3</b>

**34-Jim Zoet (Kent State)** Pos: C Ht: 7-1 Wt: 240 DOB: 12/30/53

Year	G	FGM	FGA	PCT	3FGM	3FGA	PCT	FTM	FTA	PCT	REB	AST	PTS	AVG
1982-83	7	1	5	.200	-	-	-	-	-	-	8	1	2	0.3
<b>Det. Totals</b>	<b>7</b>	<b>1</b>	<b>5</b>	<b>.200</b>	<b>-</b>	<b>-</b>	<b>-</b>	<b>-</b>	<b>-</b>	<b>-</b>	<b>8</b>	<b>1</b>	<b>2</b>	<b>0.3</b>
<b>NBA Totals</b>	<b>7</b>	<b>1</b>	<b>5</b>	<b>.200</b>	<b>-</b>	<b>-</b>	<b>-</b>	<b>-</b>	<b>-</b>	<b>-</b>	<b>8</b>	<b>1</b>	<b>2</b>	<b>0.3</b>





0

Orlando Woolridge, Notre Dame, 1991-92  
Olden Polynice, Virginia, 1993-94

00

Tony Campbell, Ohio State, 1984-87  
William Bedford, Memphis State, 1989-92  
Eric Montross, North Carolina, 1997-01  
Tony Delk, Kentucky, 2005-06

1

Kevin Porter, St. Francis (PA), 1975-79  
Lindsey Hunter, Jackson State, 1993-00  
Dana Barros, Boston College, 2000-02  
Chauncey Billups, Colorado, 2002-Current

2\*

Brad Sellers, Ohio State, 1991-92  
Mark Macon, Temple, 1993-96  
Stacey Augmon, Nevada-Las Vegas, 1996-97  
\* #2 was retired on 1/25/97 in honor of Chuck Daly

3

Alvin Robertson, Arkansas, 1992-94  
Lou Roe, Massachusetts, 1995-96  
Randolph Childress, Wake Forest, 1996-97  
Stan Kimbrough, Xavier, 1989-90  
Mark Macon, Temple, 1998-99  
Ben Wallace, Virginia Union, 2000-06  
Rodney Stuckey, Eastern Washington, 2007-Current

4

Joe Dumars, McNeese St., 1985-1999\*  
\* Number retired on 3/10/00

5

Shellie McMillon, Bradley, 1958-62  
Chuck Nobel, Louisville, 1957-62  
Willie Jones, Northwestern, 1960-65  
Tom Van Arsdale, Indiana, 1967-70  
Ben Kelso, Central Michigan, 1973-74  
Charles O'Bannon, UCLA, 1997-99  
Jermaine Jackson, Detroit Mercy, 1999-00  
Billy Owens, Syracuse, 2000-01  
Rodney White, Charlotte, 2001-02  
Danny Manning, Kansas, 2002-03  
Bob Sura, Florida State, 2003-04  
Horace Jenkins, William Paterson, 2004-05  
Maurice Evans, Texas, 2005-06  
Walter Herrmann, Argentina, 2007-Current

6

Bill Ebben, Detroit, 1957-58  
Shellie McMillon, Bradley, 1958-62  
Billy Kenville, St. Bonaventure, 1957-59  
Dan Doyle, Belmont Abbey, 1962-63  
Khalid Reeves, Arizona, 1998-99  
Terry Mills, Michigan, 1992-97, 1999-00  
Juan "Pepe" Sanchez, Temple, 2002-03  
Alex Acker, Pepperdine, 2005-06, 2008-Current  
Flip Murray, Shaw, 2006-08

7

Dick Atha, Indiana St., 1957-58  
Kelly Tripucka, Notre Dame, 1981-86  
Rafael Addison, Syracuse, 1994-95  
Chucky Atkins, South Florida, 2000-04  
Smush Parker, Fordham, 2004-05  
Anthony Goldwire, Houston, 2004-05  
Primož Brezec, Slovenia, 2007-08

8

Tom Marshall, W. Kentucky, 1957-58  
Doug Bolstorff, Minnesota, 1957-58  
Walt Bellamy, Indiana, 1968-70  
Willie Norwood, Alcorn St., 1971-75, 1977-78  
Bison Dele, Arizona, 1997-99  
Darvin Ham, Texas Tech, 2003-05  
Will Blalock, Iowa State, 2006-07  
Juan Dixon, Maryland, 2007-08

9

Bill Thieben, Hofstra, 1957-58  
Joe Holup, George Washington, 1957-59  
Ron Johnson, Minnesota, 1960-61  
Wali Jones, Villanova, 1975-76  
Jackie Robinson, UNLV, 1979-80  
Lee Johnson, E. Texas St., 1980-81  
Lionel Hollins, Arizona St., 1983-84  
Walter Bond, Minnesota, 1994-95  
Litterial Green, Georgia, 1996-97  
Kornel David, Budapest AEH, 2000-01  
Victor Alexander, Iowa State, 2001-02  
Jarvis Hayes, Georgia, 2007-08

10

Barney Cable, Bradley, 1958-59  
Tony Windis, Wyoming, 1959-60  
Don Ohl, Illinois, 1960-64  
Rod Thorn, W. Virginia, 1964-66  
Charles Vaughn, S. Illinois, 1965-66  
Paul Long, Wake Forest, 1967-68, 1969-70  
Bud Olson, Louisville, 1968-69  
Isiah Wilson, Baltimore, 1971-72  
Don Adams, Northwestern, 1972-75  
Kevin Porter, St. Francis (PA), 1975-79  
Glenn Hagan, St. Bonaventure, 1981-82  
Dennis Rodman, SE Oklahoma St., 1986-93  
Lindsey Hunter, Jackson State, 2003-08

11

Harry Gallatin, N.E. Missouri, 1957-58  
Archie Clark, Minnesota, 1975-76  
Wayman Britt, Michigan, 1977-78  
Bubbles Hawkins, Illinois St., 1978-79  
Dennis Boyd, Detroit, 1978-79  
Bob McAdoo, N. Carolina, 1979-81  
Isiah Thomas, Indiana, 1981-94\*  
\* Number retired on 2/17/96

12

George Yardley, Stanford, 1957-59  
Ed Conlin, Fordham, 1958-60  
George Lee, Michigan, 1960-62  
Ray Scott, Portland, 1961-67  
Wayne Hightower, Kansas, 1966-67  
George Carter, St. Bonaventure, 1967-68  
Cliff Williams, Bowling Green, 1968-69  
Phil Sellers, Rutgers, 1976-77  
Sidney Green, UNLV, 1986-87  
Pace Mannion, Utah, 1988-89  
Gerald Henderson, Virginia Commonwealth, 1989-90  
David Wood, Nevada-Reno, 1993-94  
Johnny Dawkins, Duke, 1994-95  
Rodney Zimmerman, UCLA, 1995-96  
Steve Henson, Kansas State, 1997-99  
Michael Curry, Georgia Southern, 1995-97, 1999-03  
Ron Dupree, Louisiana State, 2004-05, 2006-08  
Will Bynum, Georgia Tech, 2008 - Current

13

Leon Douglas, Alabama, 1976-80  
Jerome Williams, Georgetown, 1996-01  
Mehmet Okur, Turkey, 2002-04  
Kelvin Cato, Iowa State, 2005-06  
Nazr Mohammed, Kentucky, 2006-07

14

Eddie Miles, Seattle, 1963-70  
Bob Quick, Xavier, 1969-72  
Eric Money, Arizona, 1974-78  
Lorenzo Romar, Washington, 1984-86  
Ralph Lewis, LaSalle, 1989-90  
Charles Thomas, Eastern Michigan, 1991-92  
Malik Sealy, St John's, 1997-98  
Damon Jones, Houston, 2001-02

15

Dick McGuire, St. Johns (NY), 1957-60  
Jackie Moreland, La. Tech., 1960-65  
John Mengelt, Auburn, 1972-76  
Jim Price, Louisville, 1977-78  
Eric Money, Arizona, 1979-80  
Larry Wright, Grambling, 1980-82  
Vinnie Johnson, Baylor, 1981-90\*  
\* Number retired on 2/5/94

16

Joe Holup, G. Washington, 1957-59  
Gary Alcorn, Fresno, 1959-60  
Phil Jordan, Whitworth, 1957-59  
Archie Dees, Indiana, 1959-61  
Don Kojis, Marquette, 1964-66  
Joe Strawder, Bradley, 1965-68  
Dave Gambee, Oregon St., 1968-69  
Bob Lanier, St. Bonaventure, 1970-80\*  
\* Number retired on 1/9/93

17

Bob Houbregs, Washington, 1957-58  
Earl Lloyd, W. Virginia St., 1958-60  
Bob Ferry, St. Louis, 1960-64  
Darral Imhoff, California, 1962-64  
Hub Reed, Oklahoma City, 1964-65  
Bill Buntin, Michigan, 1965-66  
Terry Driscoll, Boston College, 1970-71  
Bill Curley, Boston College, 1994-95

18

Bailey Howell, Miss. St., 1959-60  
Terry Dischinger, Purdue, 1964-65, 1967-72  
Bob Warlick, Pepperdine, 1965-66  
McCoy McLemore, Drake, 1968-70  
Curtis Rowe, UCLA, 1971-76

19

Reggie Harding, none, 1963-65  
Joe Strawder, Bradley, 1965-68  
Dorie Murrey, Detroit, 1966-67  
Len Chappell, Wake Forest, 1967-68  
Bob Niemann, St. Louis, 1968-69



20

Ron Reed, Notre Dame, 1965-67  
 Bob Hogsett, Tennessee, 1966-67  
 George Patterson, Toledo, 1967-68  
 Otto Moore, Pan American, 1968-71, 1974-75  
 Jim Davis, Colorado, 1971-75  
 Roger Brown, Kansas, 1975-77  
 Danny Young, Wake Forest, 1992-93  
 Allan Houston, Tennessee, 1993-95  
 Corey Beck, Arkansas, 1998-99  
 Marcus Brown, Murray State, 1999-00  
 Jon Barry, Georgia Tech, 2001-03  
 Carlos Delfino, Argentina, 2004-07

21

Gene Shue, Maryland, 1957-62  
 Kevin Loughery, St. Johns (NY), 1962-64  
 Joe Caldwell, Arizona St., 1964-66  
 John Barnhill, Tennessee, St., 1965-66  
 Dave Bing, Syracuse, 1966-75\*  
 Earl Evans, UNLV, 1979-80  
 \*Number retired on 3/18/83

22

Dick Farley, Indiana, 1958-59  
 Ray Scott, Portland, 1961-67  
 Dave DeBusschere, Detroit, 1962-69  
 Stu Lantz, Nebraska, 1972-74  
 Henry Dickerson, Morris-Harvey, 1975-76  
 Gus Gerard, Virginia, 1977-79  
 Essie Hollis, St. Bonaventure, 1978-79  
 Larry Drew, Missouri, 1980-81  
 Jeff Judkins, Utah, 1981-82  
 Ricky Pierce, Rice, 1982-83  
 David Thirdkill, Bradley, 1983-84  
 Terry Teagle, Baylor, 1984-85  
 John Salley, Georgia Tech, 1986-92  
 John Crotty, Virginia, 1999-00  
 Tayshaun Prince, Kentucky, 2002-Current

23

Walter Dukes, Seton Hall, 1957-63  
 John Tresvant, Seattle, 1965-68  
 Jim Fox, South Carolina, 1967-69  
 Steve Mix, Toledo, 1969-72  
 Earl Cureton, Detroit, 1983-86  
 Walker D. Russell, W. Michigan, 1987-88  
 Mark Aguirre, DePaul, 1988-93  
 Melvin Newburn, Minnesota, 1992-93  
 Charles Jones, Albany, 1993-94  
 Tracy Moore, Tulsa, 1993-94  
 Aaron McKie, Temple, 1996-98  
 Cedric Ceballos, Cal State Fullerton, 2000-01

24

Nat Clifton, Xavier (LA), 1957-58  
 Larry Staverman, Villa Madonna, 1963-64  
 Donniss Butcher, Pikeville, 1963-66  
 Jimmy Walker, Providence, 1967-72  
 Marvin Barnes, Providence, 1976-78  
 Rickey Green, Michigan, 1978-79  
 Roy Hamilton, UCLA, 1979-80  
 Norman Black, St. Joseph's (PA), 1980-81  
 Alan Hardy, Michigan, 1981-82  
 Scott May, Indiana, 1982-83  
 Ray Tolbert, Indiana, 1983-84  
 Michael Williams, Baylor, 1988-89  
 Mark Aguirre, DePaul, 1988-93  
 Mateen Cleaves, Michigan State, 2000-01  
 Antonio McDyess, Alabama, 2004-Current

25

John Egan, Providence, 1961-64  
 Bob Duffy, Colgate, 1963-65  
 Paul Long, Wake Forest, 1967-68, 1969-70  
 Fred Foster, Miami (OH), 1972-73  
 John Long, Detroit, 1978-86, 88-89  
 William Bedford, Memphis State, 1987-88  
 Gerald Glass, Mississippi, 1992-93  
 Oliver Miller, Arkansas, 1994-95  
 Steve Bardo, Illinois, 1995-96  
 Amir Johnson, Westchester HS, 2005-Current

26

George Reynolds, Houston, 1969-70  
 Harvey Marlatt, E. Michigan, 1970-72  
 Bill Ligon, Vanderbilt, 1974-75  
 Andre Wakefield, Loyola (IL), 1978-79

27

Ron Behagen, Minnesota, 1978-79  
 Steve Sheppard, Maryland, 1978-79

28

Arron Afflalo, UCLA, 2007-Current

30

Howard Kornives, Bowling Green, 1968-72  
 Ben Kelso, C. Michigan, 1973-74  
 M.L. Carr, Guilford, 1976-79  
 Ron Lee, Oregon, 1979-82  
 Tree Rollins, Clemson, 1990-91  
 Bob McCann, Morehead State, 1991-92  
 Marcus Liberty, Illinois, 1993-94  
 Kenny Smith, North Carolina, 1996-97  
 Jud Buechler, Arizona, 1998-01  
 Clifford Robinson, Connecticut, 2001-03  
 Rasheed Wallace, North Carolina, 2003-04, 2008-Current  
 Carlos Arroyo, Florida International, 2005-06

31

Bill Hewitt, USC, 1969-72  
 Justus Thigpen, Weber St., 1972-73  
 George Trapp, Long Beach St., 1973-77  
 Dale Wilkinson, Idaho St., 1984-85  
 Brooke Steppe, Georgia Tech, 1984-85  
 Scot Pollard, Kansas, 1997-98  
 Mikki Moore, Nebraska, 1998-02  
 Darko Milicic, Serbia & Montenegro, 2003-06

32

Tom Workman, Seattle, 1969-70  
 Ralph Simpson, Michigan St., 1976-78  
 Jim Bostic, New Mexico St., 1977-78  
 Otis Howard, Austin Peay, 1978-79  
 Larry McNeil, Marquette, 1978-79  
 Greg Kelsner, Michigan St., 1979-82  
 Kenny Carr, NC State, 1981-82  
 Jim Smith, Ohio State, 1982-83  
 Dan Roundfield, Central Michigan, 1984-85  
 Lance Blanks, Texas, 1990-92  
 Sean Elliott, Arizona, 1993-94  
 Negele Knight, Dayton, 1994-95  
 Reggie Jordan, New Mexico State, 1996-97  
 Christian Laettner, Duke, 1998-00  
 Joe Smith, Maryland, 2000-01  
 Richard Hamilton, Connecticut, 2002-Current

33

Bob Nash, Hawaii, 1972-74  
 James McElroy, Central Michigan, 1979-80  
 Walker D. Russell, Western Michigan, 1982-84, 1985-86  
 David Greenwood, UCLA, 1989-90  
 Greg Anderson, Houston, 1993-94  
 Grant Hill, Duke, 1994-00

34

John Shumate, Notre Dame, 1977-80  
 Keith Herron, Villanova, 1980-81  
 Jim Zoet, Kent State, 1982-83  
 James Wilkes, UCLA, 1982-83  
 Jim Johnstone, Wake Forest, 1982-83  
 Kenny Austin, Rice, 1983-84  
 Sidney Lowe, North Carolina State, 1984-85  
 Fennis Dembo, Wyoming, 1988-89  
 Olden Polynice, Virginia, 1992-93  
 Pete Chilcutt, North Carolina, 1993-94  
 Corliss Williamson, Arkansas, 2001-2004  
 Dale Davis, Clemson, 2005-07

35

Otto Moore, Pan American, 1968-71, 1974-75  
 Al Skinner, Massachusetts, 1977-78  
 Earl Tatum, Marquette, 1978-79  
 Phil Hubbard, Michigan, 1979-82  
 Major Jones, Albany St., 1984-85  
 Mike Gibson, S.C. Spartanburg, 1985-86  
 Jeff Taylor, Texas Tech, 1986-87  
 John Schweitz, Richmond, 1986-87  
 Ralph Lewis, LaSalle, 1987-88  
 Steve Harris, Tulsa, 1988-89  
 Scott Hastings, Arkansas, 1989-90  
 Isiah Morris, Arkansas, 1992-93  
 Loy Vaught, Michigan, 1998-00  
 Brian Cardinal, Purdue, 2000-02  
 Cheikh Samb, Senegal, 2007-Current

36

Rasheed Wallace, North Carolina, 2004-08

38

Kwame Brown, Glynn Academy HS (GA), 2008-Current

39

Zeljko Rebraca, Yugoslavia, 2001-04

40

Wayne Robinson, Virginia Tech, 1980-81  
 Cozell McQueen, NC State, 1986-87  
 Bill Laimbeer, Notre Dame, 1981-93\*  
 \* Number retired on 2/4/95

41

Terry Tyler, Detroit, 1978-85  
 Kurt Nimphius, Arizona State, 1986-87  
 Jim Rowinski, Purdue, 1988-89  
 Tod Murphy, UC-Irvine, 1993-94  
 Mark West, Old Dominion, 1994-96  
 Elden Campbell, Clemson, 2003-05

42

Chris Ford, Villanova, 1972-79  
 Jim Brewer, Minnesota, 1978-79  
 Terry Duerod, Detroit, 1979-80  
 Wayne Robinson, Virginia Tech, 1980-81  
 Edgar Jones, Nevada-Reno, 1981-83  
 Ron Crevier, Boston College, 1985-86  
 Chuck Nevitt, N.C. State, 1985-88  
 Mark Randall, Kansas, 1992-93  
 Theo Ratliff, Wyoming, 1995-97  
 Jerry Stackhouse, North Carolina, 1997-02  
 Walter Sharpe, Alabama-Birmingham, 2008-Current



**43**

Terry Dischinger, Purdue, 1964-65, 67-72  
Earl Tatum, Marquette, 1978-79  
Tony Fuller, Pepperdine, 1980-81  
Grant Long, Eastern Michigan, 1996-98

**44**

Sonny Dove, St. John's (NY), 1967-69  
Al Eberhard, Missouri, 1974-78  
Steve Malovic, San Diego St., 1979-80  
Paul Mokeski, Kansas, 1980-82  
Tom Owens, S. Carolina, 1982-83  
Rick Mahorn, Hampton Institute, 1985-89, 1996-99  
John Wallace, Syracuse, 2000-01  
Ratko Varda, Yugoslavia, 2001-02  
Hubert Davis, North Carolina, 2002-03  
Derrick Coleman, Syracuse, 2004-05

**45**

Lindsay Hairston, Michigan St., 1975-76  
Cornelius Cash, Bowling Green, 1976-77  
Adrian Dantley, Notre Dame, 1986-89  
Danny O'Sullivan, Fordham, 1993-94  
Eric Leckner, Wyoming, 1994-96  
Korleone Young, Hargrave Academy, 1998-99

**50**

Terry Thomas, Detroit, 1975-76  
Ben Poquette, C. Michigan, 1977-79  
Ed Lawrence, McNeese St., 1980-81  
Vernon Smith, Texas A&M, 1981-82  
Darryl Dawkins, none, 1987-89  
William Bedford, Memphis State, 1991-92  
Jeff Ruland, Iona, 1992-93  
Otis Thorpe, Providence, 1995-97

**51**

Erwin Mueller, San Francisco, 1969-72  
Ben Coleman, Maryland, 1993-94

**52**

Steve Hayes, Idaho St., 1981-82  
Ivano Newbill, Georgia Tech, 1994-95  
Don Reid, Georgetown, 1995-00

**53**

Cliff Levingston, Wichita St., 1982-84  
James Edwards, Washington, 1987-90  
Mike Peplowski, Michigan State, 1994-95

**54**

Howard Porter, Villanova, 1974-78  
Kent Benson, Indiana, 1979-86  
Ron Moore, West Virginia State, 1987-88  
Jason Maxiell, Cincinnati, 2005-Current

**55**

Earl Williams, Winston-Salem, 1975-76

**84**

Chris Webber, Michigan, 2006-07

**1957-58**

April 3, 1957 Acquired Harry Gallatin, Dick Atha, Nat Clifton from New York for Mel Hutchins and No. 1, 1957 draft choice; also acquired Dick McGuire from New York in exchange for No. 1, 1958 draft choice.  
May 14, 1957 Acquired Ed Kalafat from Minneapolis in exchange for Walt (Corky) Devlin.  
September 12, 1957 Acquired Walter Dukes from Minneapolis in exchange for Larry Foust.  
December 10, 1957 Acquired Phil Jordan from New York and Tom Marshall from Cincinnati.  
December 28, 1957 Acquired Joe Holup from Syracuse.  
June 10, 1958 Acquired Earl Lloyd and Dick Farley from Syracuse in exchange for cash.

**1958-59**

February 7, 1959 Acquired Ed Conlin from Syracuse in exchange for George Yardley.  
March 31, 1959 Acquired Archie Dees and No. 2, 1959 draft choice from Cincinnati in exchange for Phil Jordan.

**1959-60**

November 10, 1959 Sold Barney Cable to Syracuse.  
April 16, 1960 Acquired Bob Ferry from St. Louis in exchange for Ed Conlin. Acquired rights to Don Ohl from Philadelphia.

**1961-62**

December 1, 1961 Sold Shellie McMillon to St. Louis.

**1962-63**

August 28, 1962 Sold George Lee to San Francisco.  
August 29, 1962 Acquired Darral Imhoff and cash from New York in exchange for Gene Shue.

**1963-64**

October 28, 1963 Acquired Larry Staverman from Baltimore in exchange for Kevin Loughery.  
December 15, 1963 Traded John Egan to New York and Larry Staverman to Cincinnati in exchange for Donnis Butcher, Bob Duffy and Hub Reed.  
April 16, 1964 Sold Darral Imhoff to Los Angeles.  
June 16, 1964 Acquired Terry Dischinger, Rod Thorn and Don Kojis from Baltimore in exchange for Bailey Howell, Don Ohl, Bob Ferry, Les Hunter and Wally Jones.

**1964-65**

May 8, 1965 Acquired rights to Bill Chmielewski from Cincinnati.

**1965-66**

December 24, 1965 Acquired Charles Vaughn and John Tresvant from St. Louis in exchange for Rod Thorn.  
December 28, 1965 Acquired John Barnhill from St. Louis in exchange for Joe Caldwell.

**1966-67**

January 14, 1967 Traded Ray Scott to Baltimore in three-way deal which was to have brought Rud LaRusso to Pistons from Los Angeles. When La Russo didn't report, Detroit was awarded Lakers No. 1 draft pick in 1968.

**1967-68**

October 2, 1967 Traded Reggie Harding to Chicago in exchange for future draft choice.  
November 27, 1967 Acquired Len Chappell from Cincinnati in exchange for draft pick.  
January 29, 1968 Acquired Happy Hairston and Jim Fox from Cincinnati in exchange for John Tresvant and Tom VanArsdale.

**1968-69**

December 8, 1968 Acquired Bud Olsen on waivers from Boston.  
December 17, 1968 Acquired McCoy McLemore from Phoenix in exchange for Jim Fox.  
December 19, 1968 Acquired Walt Bellamy and Howard Komives from New York in exchange for Dave DeBusschere.  
January 1, 1969 Acquired Dave Gambee from Milwaukee in exchange for Rich Niemann.



**1969-70**

November 3, 1969 Acquired Erwin Mueller from Seattle in exchange for second-round draft pick.  
 November 26, 1969 Acquired Bill Hewitt and third-round draft choice from Los Angeles in exchange for Happy Hairston.  
 February 1, 1970 Acquired Bob Quick and second-round draft choice from Baltimore in exchange for Eddie Miles.  
 Acquired John Arthurs from Milwaukee in deal that sent Walt Bellamy to Atlanta.

**1970-71**

March 30, 1971 Traded Otto Moore to Phoenix in exchange for No. 1 draft choice.

**1971-72**

December 10, 1971 Acquired Jim Davis from Houston in exchange for No. 1 draft choice.

**1972-73**

July 31, 1972 Acquired Fred Foster in the three-way deal from Philadelphia, in which Terry Dischinger went to Portland and Portland sent draft choice to Philadelphia.  
 August 1, 1972 Acquired Stu Lantz from Houston in exchange for Jimmy Walker.  
 September 30, 1972 Traded Howie Komives to Buffalo in exchange for 1973 second-round draft choice.  
 October 31, 1972 Acquired Don Adams from Atlanta Hawks in exchange for Pistons' 1973 No. 2 draft choice.  
 November 10, 1972 Acquired John Mengelt from Kansas City-Omaha in exchange for Pistons second-round draft pick acquired from Buffalo in Howie Komives deal.  
 April 15, 1973 Acquired George Trapp from Atlanta in exchange for Pistons' 1973 first-round draft pick.

**1973-74**

December 26, 1974 Acquired Howard Porter from New York in exchange for Pistons' 1975 first-round draft choice.

**1974-75**

July 29, 1974 Pistons founder Fred Zollner sells the team to a group of 12 partners headed by William Davidson.  
 May 28, 1975 Acquired Earl Williams from Phoenix in exchange for 1976 second-round draft choice.

**1975-76**

August 28, 1975 Acquired Kevin Porter from Washington Bullets in exchange for Dave Bing and Pistons' 1977 first-round draft choice.  
 September 24, 1975 Acquired Archie Clark from Seattle SuperSonics in exchange for 1978 first-round draft choice.

**1976-77**

October 20, 1976 Acquired Ralph Simpson from Denver Nuggets in three-way deal which sent Curtis Rowe to Boston and Paul Silas to Denver.

**1977-78**

November 7, 1977 Acquired Al Skinner and two second-round draft choices (1978 and 1979) from New Jersey in exchange for Kevin Porter and Howard Porter.  
 November 23, 1977 Acquired John Shumate and Gus Gerard and Milwaukee's number one draft choice in 1979 or 1980 from Buffalo in exchange for Marvin Barnes.  
 December 15, 1977 Relieved Herb Brown of his coaching duties. General Manager Bob Kauffman is named interim head coach.  
 February 1, 1978 Acquired Jim Price and Denver's number one draft choice in 1979 in exchange for Ralph Simpson.  
 May 1, 1978 Named Dick Vitale as head coach.

**1978-79**

September 8, 1978 Acquired Kevin Porter from New Jersey in exchange for Eric Money.  
 October 10, 1978 Acquired Rickey Green from Golden State in exchange for a future draft choice.  
 October 19, 1978 Acquired Earl Tatum from Boston in exchange for Chris Ford and a future draft choice.  
 October 23, 1978 Acquired Otis Howard from Milwaukee in exchange for a future draft choice.  
 February 15, 1979 Acquired Jim Brewer from Cleveland in exchange for future considerations.  
 April 12, 1979 Sent Earl Tatum to Cleveland to complete Brewer trade.  
 June 25, 1979 Traded No. 5 first-round pick and cash to Milwaukee in exchange for No. 4 pick in 1979 draft.

**1979-80**

July 12, 1979 Received Washington No. 1 draft picks in 1980 and 1982 in exchange for free agent signing of Kevin Porter.  
 August 27, 1979 Traded Andre Wakefield to Phoenix in exchange for future draft pick.  
 September 6, 1979 Sent Detroit No. 1 pick in 1980 and Washington No. 1 pick in 1980 to Boston (along with free agent M.L. Carr) in exchange for Bob McAdoo.  
 September 18, 1979 Traded Jim Brewer to Portland in exchange for future draft pick.  
 November 1979 Sent 1980 second-round pick and cash to Utah to complete veteran free agent signings of Ben Poquette and James McElroy.  
 November 8, 1979 Dick Vitale resigns as head coach and Richie Adubato is named acting head coach.  
 December 4, 1979 Richie Adubato is named head coach for remainder of the 1979-80 season.  
 January 24, 1980 Acquired Ron Lee and 1980 second- and third-round picks from Atlanta in exchange for James McElroy.  
 February 4, 1980 Acquired Kent Benson and 1980 first-round pick from Milwaukee in exchange for Bob Lanier.

**1980-81**

October 1, 1980 Acquired Wayne Robinson from L.A. Lakers for 1981 second-round draft pick.  
 October 7, 1980 Acquired Paul Mokeski from Houston for 1982 second-round draft pick.  
 November 13, 1980 Signed veteran free agent Larry Wright and compensated Washington with 1981 third-round and 1983 second-round draft picks.  
 June 11, 1981 Acquired Edgar Jones from New Jersey for future considerations.

**1981-82**

August 26, 1981 Traded Larry Drew to Kansas City in exchange for second-round draft choices in 1982 and 1984.  
 September 25, 1981 Traded negotiating rights to Brad Branson to Dallas in exchange for future draft considerations.  
 October 1, 1981 Acquired Jeff Judkins from Utah in exchange in exchange for a 1982 third-round pick and future considerations.  
 November 21, 1981 Acquired Vinnie Johnson from Seattle in exchange for Greg Kesler.  
 February 16, 1982 Acquired Ken Carr, Bill Laimbeer from Cleveland in exchange for Phil Hubbard, Paul Mokeski and 1982 first- and second-round draft picks.  
 June 23, 1982 Traded Ken Carr to Portland in exchange for 1982 first-round pick.  
 August 2, 1982 Acquired third-round pick in 1983, 1984 or 1985 for waiving right of first refusal in Portland's signing of free agent Jeff Judkins.

**1982-83**

September 23, 1982 Acquired Tom Owens from Indiana in exchange for future draft pick.  
 October 6, 1982 Sent Steve Hayes to Cleveland in exchange for future draft pick.  
 February 10, 1983 Acquired 1983 second- and 1984 third-round picks from San Antonio in exchange for Edgar Jones.  
 February 13, 1983 Acquired Ray Tolbert from Seattle for second-round picks in 1984 and 1985.  
 March 18, 1983 Dave Bing's #21 jersey retired.  
 May 17, 1983 Named Chuck Daly head coach.

**1983-84**

August 18, 1983 Acquired Petur Gudmundsson from Portland in exchange for third-round 1984 pick (originally Portland's).  
 October 17, 1983 Acquired David Thirdkill from Phoenix Suns in exchange for two second-round draft picks (1985 and 1986) acquired from the Clippers in exchange for Ricky Pierce.  
 November 12, 1983 Signed free agent Earl Cureton and traded two second-round draft picks (1989 and 1990) to the Philadelphia 76ers for their waiving the right of first refusal.  
 June 18, 1984 Acquired Dan Roundfield from the Atlanta Hawks in exchange for Cliff Levingston, the rights to Antoine Carr and two second-round draft picks (1986 and 1987).

**1984-85**

June 17, 1985 Acquired Rick Mahorn and Mike Gibson from the Washington Bullets in exchange for Dan Roundfield.



**1986-87**

August 21, 1986 Acquired Adrian Dantley and two second-round draft picks (1987 and 1990) from Utah in exchange for Kelly Tripucka and Kent Benson.  
 August 22, 1986 Acquired Sidney Green from Chicago in exchange for Earl Cureton and a 1987 second-round draft pick.  
 January 29, 1987 Acquired Kurt Nimphius from the L.A. Clippers in exchange for a first- and second-round draft pick in 1987.  
 June 22, 1987 Acquired William Bedford from Phoenix for Detroit's 1988 first-round draft pick.

**1987-88**

October 28, 1987 Acquired Ron Moore and a 1988 second-round draft choice from the New York Knicks in exchange for Sidney Green.  
 November 26, 1987 Acquired Darryl Dawkins from the Utah Jazz in exchange for a second-round draft choice (1988) and an undisclosed amount of cash.  
 February 24, 1988 Acquired James Edwards from the Phoenix Suns in exchange for Ron Moore and a second-round draft pick (1991).

**1988-89**

February 15, 1989 Acquired Mark Aguirre from the Dallas Mavericks for Adrian Dantley and Detroit's number-one draft choice in 1991.  
 June 27, 1989 Traded guard Micheal Williams and draft rights to forward Kenny Battle to the Phoenix Suns for draft rights to forward Anthony Cook.

**1989-90**

July 17, 1989 Signed free agent Scott Hastings.

**1990-91**

September 28, 1990 Traded the rights to Anthony Cook to Denver in exchange for a 1992 second-round draft choice.

**1991-92**

August 13, 1991 Acquired Orlando Woolridge from Denver in exchange for Scott Hastings and Detroit's 1992 second-round draft choice. Traded James Edwards to the L.A. Clippers in exchange for Jeff Martin and the Clippers' second-round draft choice in 1995.  
 September 4, 1991 Acquired Darrell Walker from the Washington Bullets in exchange for two second-round draft choices.  
 June 24, 1992 Acquired Olden Polynice on draft day from the L.A. Clippers in exchange for William Bedford and Detroit's first-round pick, Don MacLean.  
 May 21, 1992 Named Ron Rothstein head coach.

**1992-93**

September 8, 1992 Acquired Isaiah Morris along with a number-one draft choice and a conditional second-round pick in 1993 in exchange for John Salley.  
 September 30, 1992 Signed restricted free agent Terry Mills.  
 November 15, 1992 Acquired Mark Randall and Gerald Glass from Minnesota in exchange for Lance Blanks and Brad Sellers.  
 January 9, 1993 Bob Lanier's #16 jersey retired.  
 February 25, 1993 Acquired Alvin Robertson from Milwaukee in exchange for Orlando Woolridge.  
 May 3, 1993 Named Don Chaney head coach.

**1993-94**

September 8, 1993 Signed unrestricted free agent Greg Anderson.  
 October 1, 1993 Traded Dennis Rodman, with future draft considerations, to San Antonio in exchange for Sean Elliott and David Wood.  
 October 7, 1993 Forward Mark Aguirre placed on waivers.  
 October 16, 1993 Pistons sign Allan Houston.  
 October 19, 1993 First-round draft pick Lindsey Hunter signs with the Pistons.  
 November 1, 1993 Signed Danny O'Sullivan and Tracy Moore.  
 December 14, 1993 Tracy Moore is waived and Todd Murphy is signed.

January 5, 1994 Waived Todd Murphy.  
 January 21, 1994 Veteran free agent Charles Jones is signed to a 10-day contract.  
 February 5, 1994 Vinnie Johnson's #15 retired.  
 February 10, 1994 Signed Charles Jones to a season contract.  
 February 20, 1994 Acquired Pete Chilcutt and future considerations from Sacramento in exchange for Olden Polynice.

**1994-95**

July 19, 1994 Traded Sean Elliott to San Antonio for Bill Curley (who was its 1994 first-round pick) and a 1997 second-round choice.  
 July 25, 1994 Acquired Eric Leckner from the Philadelphia 76ers in exchange for a second-round draft pick in 1996 or 1997.  
 July 29, 1994 Signed unrestricted free agent Rafael Addison.  
 August 1, 1994 Acquired Mark West from the Phoenix Suns in exchange for a second-round draft pick in 1996.  
 October 6, 1994 Signed Ivano Newbill as unrestricted free agent.  
 October 10, 1994 Signed Johnny Dawkins as unrestricted free agent.  
 November 19, 1994 Acquired Mark Macon and Marcus Liberty from Denver for Alvin Robertson.  
 December 12, 1994 Signed free agent Walter Bond.  
 December 29, 1994 Waived Walter Bond.  
 December 30, 1994 Signed free agents Mike Peplowski and Negele Knight.  
 January 4, 1995 Waived Mike Peplowski.  
 January 10, 1995 Signed Mike Peplowski to 10-day contract.  
 January 19, 1995 Waived Mike Peplowski.  
 February 4, 1995 Bill Laimbeer's #40 retired.  
 March 6, 1995 Placed Johnny Dawkins on waivers.  
 April 18, 1995 Waived Ivano Newbill.  
 April 19, 1995 Waived Rafael Addison.  
 April 27, 1995 Named Doug Collins head coach.  
 June 24, 1995 Lost Oliver Miller to Toronto in expansion draft.  
 June 27, 1995 Traded the eighth pick in the first round of the 1995 NBA Draft to Portland in exchange for the 18th pick and the 19th pick of the first round along with the 29th pick (58th overall) of the second round.

**1995-96**

September 20, 1995 Acquired Otis Thorpe from the Portland Trail Blazers in exchange for Randolph Childress.  
 September 20, 1995 Re-signed free agent Eric Leckner.  
 January 5, 1996 Released Stephen Bardo and Rodney Zimmerman.  
 January 31, 1996 Signed Michael Curry to a 10-day contract.  
 February 12, 1996 Signed Michael Curry to a 10-day contract.  
 February 17, 1996 Isiah Thomas' #11 retired.  
 February 22, 1996 Signed Michael Curry for the remainder of the season.  
 April 11, 1996 Released Mark Macon.  
 June 26, 1996 Selected Jerome Williams with the 26th pick in the 1996 NBA Draft.  
 June 29, 1996 Acquired Ron Riley from Seattle in exchange for a 1997 second-round draft choice.

**1996-97**

July 15, 1996 Re-signed free agents Michael Curry and Don Reid.  
 July 15, 1996 Acquired Stacey Augmon and Grant Long from Atlanta in exchange for two protected number-one draft choices and two number-two draft choices.  
 August 5, 1996 Signed free agent Rick Mahorn.  
 August 7, 1996 Re-signed free agent Otis Thorpe.  
 August 13, 1996 Signed first-round draft choice Jerome Williams.  
 September 6, 1996 Signed free agent Litterial Green.  
 September 17, 1996 Signed free agent Kenny Smith.  
 November 21, 1996 Waived Kenny Smith.  
 January 24, 1997 Acquired Aaron McKie, Randolph Childress and Reggie Jordan from Portland in exchange for Stacey Augmon.  
 January 25, 1997 Retired the #2 in honor of Chuck Daly.  
 February 18, 1997 Waived Reggie Jordan.



**1997-98**

July 30, 1997	Re-signed free agent Joe Dumars.
August 7, 1997	Traded Otis Thorpe to the Vancouver Grizzlies for a first-round draft choice.
August 8, 1997	Re-signed free agent Lindsey Hunter.
August 16, 1997	Signed free agent Brian Williams and renounced the rights to Litterial Green.
August 25, 1997	Signed free agent Malik Sealy.
October 9, 1997	Waived Randolph Childress.
December 18, 1997	Acquired Jerry Stackhouse, Eric Montross and a second-round draft choice from the Philadelphia 76ers in exchange for Theo Ratliff, Aaron McKie and a first-round draft choice.
January 17, 1998	Signed Steve Henson to a 10-day contract.
January 27, 1998	Signed Steve Henson to a second 10-day contract.
February 2, 1998	Relieved Doug Collins from his coaching duties...Named Alvin Gentry head coach.
February 9, 1998	Signed Steve Henson for the remainder of the season.

**1998-99**

January 22, 1999	Renounced rights to Malik Sealy, Grant Long and Rick Mahorn. Waived Charles O'Bannon. Re-signed Joe Dumars and Jerry Stackhouse. Acquired Christian Laettner from the Atlanta Hawks in exchange for Scott Pollard and a first-round draft choice. Signed free agent Loy Vaught to a multi-year contract. Signed Jud Buechler to a one-year contract.
March 9, 1999	Waived Steve Henson and Corey Beck.
March 14, 1999	Signed Khalid Reeves to a 10-day contract.
March 24, 1999	Signed Khalid Reeves to a second 10-day contract.
April 3, 1999	Signed Khalid Reeves for the remainder of the season.

**1999-00**

August 2, 1999	Re-signed Michael Curry and Jud Buechler to multi-year contracts.
September 20, 1999	Signed Terry Mills.
September 21, 1999	Acquired Derek Harper from the L.A. Lakers in exchange for the draft rights to Melvin Levett.
September 27, 1999	Signed Pooh Richardson.
October 4, 1999	Signed free agents Marcus Brown, Michael Hawkins, Jermaine Jackson, Jimmy King, Mikki Moore and Ricky Moore.
October 5, 1999	Signed free agent Willie Mitchell.
October 13, 1999	Waived Ricky Moore.
October 25, 1999	Waived Jimmy King, Michael Hawkins and Willie Mitchell.
October 29, 1999	Waived Pooh Richardson.
November 13, 1999	Waived Marcus Brown. Signed John Crotty.
March 6, 2000	Relieved Head Coach Alvin Gentry of his coaching duties. Named George Irvine interim head coach.
March 9, 2000	Waived Don Reid.
June 6, 2000	Named Joe Dumars President of Basketball Operations. Named George Irvine head coach.
June 29, 2000	Drafted Mateen Cleaves with the 14th pick and Brian Cardinal with the 44th pick in the 2000 NBA draft.

**2000-01**

August 3, 2000	Acquired Chucky Atkins and Ben Wallace in exchange for Grant Hill in a sign-and-trade with Orlando.
August 11, 2000	Re-signed Jud Buechler and Mikki Moore. Signed Torraye Braggs.
August 22, 2000	Acquired Billy Owens from Milwaukee in exchange for Lindsey Hunter.
August 29, 2000	Acquired Cedric Ceballos and John Wallace along with Eric Murdock and cash from Dallas in exchange for Christian Laettner and Terry Mills.
August 31, 2000	Named Dave Twardzik and Mike Sanders as assistant coaches.
September 6, 2000	Signed first-round draft choice Mateen Cleaves.
September 12, 2000	Waived Eric Murdock.
October 2, 2000	Signed free agents Brian Cardinal, Rosell Ellis, Matt Fish, Antonio Smith, Donald Williams and David Vanterpool.
October 11, 2000	Waived Matt Fish.
October 17, 2000	Acquired Dana Barros and Ansu Sesay from Dallas in exchange for Loy Vaught.
October 18, 2000	Waived Ansu Sesay.

October 21, 2000	Waived Rosell Ellis and Donald Williams.
October 28, 2000	Waived David Vanterpool and Antonio Smith.
November 20, 2000	Signed free agent Joe Smith, waived Torraye Braggs and placed Billy Owens (recurring back spasms) on the injured list.
November 26, 2000	Acquired second-round draft choice from Miami for Cedric Ceballos.
February 22, 2001	Acquired Corliss Williamson, Tyrone Corbin, Kornel David and a future first-round draft choice from Toronto in exchange for Jerome Williams and center Eric Montross.
February 23, 2001	Waived Tyrone Corbin.
April 19, 2001	Fired head coach George Irvine and assistant coaches Dave Twardzik, Mo McHone and Mike Sanders.
May 15, 2001	Named John Hammond as director of player personnel and Bob Ocieпка as an assistant coach.
May 25, 2001	Named Rick Carlisle as head coach.
June 28, 2001	Selected Rodney White with the ninth pick in the 2001 NBA Draft and Mehmet Okur with the 38th pick in the 2001 NBA Draft.

**2001-02**

July 9, 2001	Named Tony Brown and Kevin O'Neill as assistant coaches.
July 18, 2001	Renounced the rights to Kornel David, Joe Dumars, Derek Harper, Dana Barros, Billy Owens and Corliss Williamson. Traded Jud Buechler and John Wallace to Phoenix in exchange for Cliff Robinson. Traded a 2002 second-round draft choice to Toronto for the rights to Zeljko Rebraca.
July 24, 2001	Re-signed Corliss Williamson. Signed Zeljko Rebraca and Ratko Varda to contracts.
August 2, 2001	Signed first-round draft choice Rodney White.
September 7, 2001	Acquired Jon Barry and a future first-round draft pick from Sacramento in exchange for Mateen Cleaves. Re-signed Dana Barros.
September 10, 2001	Re-signed Brian Cardinal and signed free agent Victor Alexander.
September 28, 2001	Signed free-agents Reggie Geary, Nate Green and Ricky Price.
October 15, 2001	Waived Nate Green and Ricky Price.
October 25, 2001	Waived Reggie Geary.
October 29, 2001	Signed free agent Damon Jones.
May 21, 2002	Promoted John Hammond to Vice President of Basketball Operations.
May 29, 2002	Promoted Scott Perry to Director of Player Personnel and George David to Director of Scouting.
June 27, 2002	Selected Tayshaun Prince with the 23rd pick in the 2002 NBA Draft.

**2002-03**

July 17, 2002	Signed free agent Chauncey Billups.
August 5, 2002	Finalized buyout agreement with Mikki Moore.
August 21, 2002	Signed 2001 second-round draft choice Mehmet Okur.
September 11, 2002	Acquired Hubert Davis, Richard Hamilton and Bobby Simmons from Washington in exchange for Brian Cardinal, Jerry Stackhouse and Ratko Varda.
September 30, 2002	Signed free agents Ricky Moore, Gabe Muoneke and Anthony Pelle.
September 24, 2002	Requested waivers on Bobby Simmons.
October 1, 2002	Acquired Mengke Bateer, Don Reid and a future first-round draft choice from Denver in exchange for Rodney White.
October 3, 2002	Acquired a 2003 second-round draft choice from San Antonio in exchange for Mengke Bateer.
October 9, 2002	Requested waivers on Anthony Pelle.
October 10, 2002	Signed free agent Juan Sanchez.
October 25, 2002	Waived Ricky Moore and Gabe Muoneke.
February 5, 2003	Signed free agent Danny Manning.
March 11, 2003	Signed Clifford Robinson to a contract extension through 2004-05.
May 31, 2003	Relieved Head Coach Rick Carlisle of his coaching duties.
June 2, 2003	Named Larry Brown as head coach.
June 26, 2003	Selected Darko Milicic with the second pick, Carlos Delfino with the 25th pick and Andreas Glyniadakis with the 58th pick in the 2003 NBA Draft.



2003-04

July 26, 2003 Signed free agent Elden Campbell.  
 August 7, 2003 Named John Kuester, Mike Woodson, Dave Hanners, Herb Brown and Igor Stefan Kokoskov as assistant coaches.  
 August 12, 2003 Signed restricted free agent Richard Hamilton.  
 August 21, 2003 Acquired Bob Sura from Golden State in exchange for Clifford Robinson and Pepe Sanchez.  
 August 28, 2003 Acquired Lindsey Hunter from Toronto in exchange for Michael Curry.  
 September 12, 2003 Signed first-round draft pick Darko Milicic.  
 September 23, 2003 Signed free agent Darvin Ham.  
 September 29, 2003 Signed free agents Ronald Dupree, Chris Garner, Rod Grizzard, A.J. Guyton, Justin Hamilton and Tang Hamilton.  
 October 4, 2003 Waived Chris Garner and Rod Grizzard.  
 October 9, 2003 Waived A.J. Guyton and Tang Hamilton.  
 October 11, 2003 Signed free agent Derrick Zimmerman.  
 October 22, 2003 Waived Justin Hamilton and Derrick Zimmerman.  
 October 23, 2003 Waived Ronald Dupree.  
 October 28, 2003 Signed Tremaine Fowlkes and placed Lindsey Hunter (strained right hamstring) on the injured list.  
 January 20, 2004 Requested waivers on Hubert Davis.  
 February 19, 2004 Acquired Rasheed Wallace from Atlanta and Mike James from Boston as part of a three-way deal that sent Chucky Atkins and Lindsey Hunter to Boston and Bobby Sura, Zeljko Rebraca and the Celtics' Chris Mills to Atlanta.  
 February 26, 2004 Signed Lindsey Hunter and placed Mehmet Okur (lower back strain) on the injured list.  
 June 24, 2004 Selected Rickey Paulding with the 54th pick in the 2004 NBA Draft.

2004-05

July 14, 2004 Signed 2003 first-round draft choice Carlos Delfino.  
 July 16, 2004 Signed free agent Antonio McDyess.  
 July 21, 2004 Signed free agent Ronald Dupree.  
 July 23, 2004 Reached an agreement with Rasheed Wallace.  
 July 26, 2004 Named Gar Heard, Phil Ford and Pat Sullivan as assistant coaches.  
 August 4, 2004 Acquired Derrick Coleman and Amal McCaskill from Philadelphia in exchange for Corliss Williamson. Signed Horace Jenkins.  
 August 9, 2004 Re-signed Darvin Ham.  
 August 13, 2004 Re-signed Lindsey Hunter.  
 October 1, 2004 Signed free agents Nigel Dixon, Smush Parker and Terrence Shannon.  
 October 18, 2004 Waived Nigel Dixon and Terrence Shannon.  
 November 1, 2004 Placed Ronald Dupree (lower back spasm), Horace Jenkins (right quad strain) and Smush Parker (lower back spasms) on the injured list.  
 November 19, 2004 Placed Carlos Delfino (right lateral knee contusion) on the injured list and activated Smush Parker.  
 November 30, 2004 Activated Carlos Delfino and placed Derrick Coleman (left thigh contusion) on the injured list.  
 December 3, 2004 Activated Horace Jenkins and placed Smush Parker (lower back spasms) on the injured list.  
 December 11, 2004 Placed Carlos Delfino (arthroscopic knee surgery) on the injured list and activated Ronald Dupree.  
 December 29, 2004 Activated Smush Parker and placed Horace Jenkins (lower back spasm) on the injured list.  
 January 4, 2005 Released Smush Parker.  
 January 5, 2005 Signed Anthony Goldwire to a 10-day contract.  
 January 5, 2005 Released Derrick Coleman.  
 January 21, 2005 Acquired Carlos Arroyo from the Utah Jazz in exchange for Elden Campbell and future draft pick.  
 January 25, 2005 Released Anthony Goldwire.  
 February 4, 2005 Activated Horace Jenkins.  
 March 4, 2005 Signed Free Agent Elden Campbell and placed Horace Jenkins (lower back spasms) on the injured list.  
 March 13, 2005 Activated Carlos Delfino and placed Darvin Ham (right knee tendinitis) on the injured list.  
 March 25, 2005 Activated Darvin Ham and placed Ronald Dupree (lower back spasms) on the injured list.  
 April 15, 2005 Activated Ronald Dupree and placed Darvin Ham (strained right arch) on the injured list.  
 April 20, 2005 Placed Richard Hamilton (facial laceration) on the injured list and activated Horace Jenkins.  
 June 28, 2005 Selected Jason Maxiell with the 26th pick, Amir Johnson with the 56th pick and Alex Acker with the 60th pick in the 2005 NBA Draft.

2005-06

July 7, 2005 Signed first-round draft choice Jason Maxiell.  
 July 19, 2005 Relieved Larry Brown of his coaching duties.  
 July 21, 2005 Named Flip Saunders as head coach.  
 July 28, 2005 Exercised team option on Darko Milicic.  
 August 11, 2005 Signed second-round draft picks Amir Johnson and Alex Acker.  
 August 12, 2005 Named Sidney Lowe and Don Zierden as assistant coaches.  
 August 24, 2005 Signed Maurice Evans to offer sheet.  
 August 26, 2005 Signed free agent Dale Davis.  
 September 2, 2005 Signed restricted free agent Maurice Evans.  
 September 26, 2005 Named Ron Harper as assistant coach.  
 October 3, 2005 Added Andreas Glyniadakis and Alejandro Carmona Sanchez to training camp roster.  
 October 12, 2005 Waived Alejandro Carmona Sanchez.  
 October 25, 2005 Waived Andreas Glyniadakis.  
 October 31, 2005 Signed Tayshaun Prince to a multi-year contract extension and traded Ronald Dupree to Minnesota for a future second-round draft pick.  
 February 15, 2006 Traded Darko Milicic and Carlos Arroyo to Orlando in exchange for Kelvin Cato and a future first-round draft choice.  
 March 1, 2006 Signed free-agent guard Tony Delk.  
 June 28, 2006 Acquired the Draft rights to Cheikh Samb from the Los Angeles Lakers in exchange for Maurice Evans and selected Will Blalock with the 60th pick in the 2006 NBA Draft.

2006-07

July 18, 2006 Signed free agents Nazr Mohammed, Flip Murray and Ronald Dupree; re-signed Lindsey Hunter.  
 July 24, 2006 Signed second-round draft pick Will Blalock.  
 August 23, 2006 Named Terry Porter as assistant coach.  
 September 12, 2006 Named Dave Cowens as assistant coach.  
 September 25, 2006 Added Rob Griffin and Rick Rickert to training camp roster  
 October 19, 2006 Waived Rob Griffin and Rick Rickert  
 January 8, 2007 Assigned Amir Johnson to Sioux Falls Skyforce (NBA D-League)  
 January 16, 2007 Signed free agent Chris Webber  
 January 22, 2007 Recalled Amir Johnson from Sioux Falls Skyforce  
 February 27, 2007 Assigned Will Blalock and reassigned Amir Johnson to Sioux Falls Skyforce  
 March 9, 2007 Recalled Will Blalock from Sioux Falls Skyforce  
 March 24, 2007 Reassigned Will Blalock to Sioux Falls Skyforce  
 April 12, 2007 Recalled Amir Johnson from Sioux Falls Skyforce  
 June 16, 2007 Acquired two future second-round draft picks in exchange for Carlos Delfino  
 June 28, 2007 Selected Rodney Stuckey with the 15th pick, Arron Afflalo with the 27th pick and Sammy Mejia with the 57th pick in the 2007 NBA Draft.  
 June 29, 2007 Named Michael Curry as assistant coach and Jeff Weltman as Director of Basketball Administration.



# HISTORY • TRANSACTIONS

## 2007-08

July 6, 2007	Signed first-round draft picks Rodney Stuckey and Arron Afflalo
July 11, 2007	Re-signed Chauncey Billups to a multi-year contract
July 13, 2007	Re-signed Amir Johnson to a multi-year contract
July 17, 2007	Signed Cheick Samb to a contract
July 23, 2007	Signed Antonio McDyess to a contract extension
July 24, 2007	Signed second-round draft pick Sammy Mejia
August 16, 2007	Signed free agent Jarvis Hayes
October 1, 2007	Signed free agent Gerald Fitch
October 15, 2007	Waived Gerald Fitch
October 29, 2007	Waived Sammy Mejia
December 10, 2007	Assigned Cheikh Samb to Fort Wayne Mad Ants (NBA D-League)
December 14, 2007	Acquired Primoz Brezec and Walter Herrmann from Charlotte in exchange for Nazr Mohammed; Waived Ronald Dupree
December 19, 2007	Recalled Cheikh Samb
January 29, 2008	Re-assigned Cheikh Samb to Fort Wayne Mad Ants
February 21, 2008	Acquired Juan Dixon from Toronto in exchange for Primoz Brezec
February 22, 2008	Waived Flip Murray
March 4, 2008	Signed free agent Theo Ratliff
March 21, 2008	Recalled Cheikh Samb
June 3, 2008	Relieved Flip Saunders of his coaching duties
June 10, 2008	Named Michael Curry as head coach
June 23, 2008	Named Darrell Walker, Pat Sullivan and Harold Ellis as assistant coaches
June 26, 2008	Acquired draft rights to Walter Sharpe (32nd overall) and Trent Plaisted (46th overall) from Seattle in exchange for draft rights to D.J. White (29th overall); Select Deron Washington with 59th pick of 2008 NBA Draft

## 2008-09

July 30, 2008	Signed free agent Will Bynum
August 4, 2008	Signed free agent Kwame Brown
August 5, 2008	Picked up team option on Arron Afflalo and Rodney Stuckey
August 6, 2008	Signed second-round draft choice Walter Sharpe
August 11, 2008	Re-signed Walter Herrmann
September 29, 2008	Signed Alex Acker

# DRAFT HISTORY • HISTORY

## 1957

ROUND	PICK	PLAYER	SCHOOL
1	2	Charles Tyra	Louisville
2	10	Bob McCoy	Grambling
3	18	Bill Ebben	Detroit
4	26	Kurt Englebert	St. Joseph's (PA)
5	34	Ron Kramer	Michigan
6	42	Walt Adamushko	St. Francis (N.Y.)
7	50	Carl Boldt	San Francisco
8	58	Doug Bolstorff	Minnesota
9	64	Bob Lazor	Pittsburgh

## 1958

ROUND	PICK	PLAYER	SCHOOL
2	11	Barney Cable	Bradley
3	18	Roy DeWitz	Kansas State
4	26	Ralph Croswaite	Western Kentucky
5	34	Hank Morano	St. Peter's
6	42	Shellie McMillon	Bradley
7	50	Ed Blair	Western Michigan
8	58	Jack Quiggle	Michigan State
9	65	Harry Marske	North Dakota State
10	71	Pete Gaudin	Loyola (LA)
11	76	Herb Merritt	Tennessee Tech
12	80	Jim Dew	Alabama State

## 1959

ROUND	PICK	PLAYER	SCHOOL
1	2	Bailey Howell	Mississippi State
2	7	Tom Robitaille	Rice
2	8	Don Goldstein	Louisville
3	16	Gary Alcorn	Fresno State
4	24	George Lee	Michigan
5	32	Tony Windis	Wyoming
6	40	Lou Jordan	Cornell
7	48	Doug Smart	Washington
8	55	Chuck Curtis	Pacific Lutheran
9	61	Doyle Edmiston	Hardin-Simmons
10	67	Bruno Boin	Washington
11	73	M.C. Burton	Michigan

## 1960

ROUND	PICK	PLAYER	SCHOOL
1	4	Jack Moreland	Louisiana Tech
2	12	Ron Johnson	Minnesota
3	20	Frank Case	Dayton
4	28	Ken Remley	West Virginia Wesleyan
5	36	Willie Jones	Northwestern
6	44	Bill Lowry	Christian Brothers
7	52	Doug Moe	North Carolina
8	59	Mike Yugovich	Youngstown State
9	66	Martin Holland	Kentucky Wesleyan
10	72	Joe Kennelly	Dayton
11	77	Mel Peterson	Wheaton
12	81	Don Dobbert	Wheaton

## 1961

ROUND	PICK	PLAYER	SCHOOL
1	4	Ray Scott	Portland
2	12	Johnny Egan	Providence
3	26	Doug Kistler	Duke
4	35	George Finley	Tennessee A&I
5	44	Dan Doyle	Belmont Abbey
6	53	Lee Patrone	West Virginia
7	62	Burt Price	Wittenberg
8	71	Walter Ward	Hampton Institute
9	79	Peter Baltic	Penn State
10	86	Wayne Monson	Northern Michigan
11	94	Richard Kraft	Brockport

## 1962

ROUND	PICK	PLAYER	SCHOOL
Terr.		Dave DeBusschere	Detroit
2	11	Kevin Loughery	St. John's
3	20	Harold Hudgens	Texas Tech
4	29	Reggie Harding	Detroit Eastern H.S.
5	38	Lindbergh Moody	South Carolina
6	47	Ed Noe	Morehead State
7	56	John Bradley	Lawrence Tech.
8	64	Mike Rice	Duquesne
9	73	Bill Nelson	Hamline
10	82	Glenn Moore	Oregon

## 1963

ROUND	PICK	PLAYER	SCHOOL
1	4	Ed Miles	Seattle
2	12	Jerry Smith	Furman
3	21	Mike McCoy	Miami (FL)
4	30	Dave Erickson	Marquette
5	39	Bill Small	Illinois
6	48	Reggie Harding	Detroit Eastern H.S.
7	57	Ira Harge	New Mexico
8	66	Gary Silc	Northern Michigan
9	71	Ernie Durston	Seattle

## 1964

ROUND	PICK	PLAYER	SCHOOL
1	2	Joe Caldwell	Arizona State
2	9	Les Hunter	Loyola (IL)
3	18	Wally Jones	Villanova
4	27	Jim Davis	Colorado
5	36	Ray Wolford	Toledo
6	45	Larry Phillips	Rice
7	54	Jerry Jackson	Ohio
8	63	Ralph Telken	Rockhurst (MO)



# HISTORY • DRAFT HISTORY

## 1965

ROUND	PICK	PLAYER	SCHOOL
Terr.		Bill Buntin	Michigan
3	16	Tom Van Arsdale	Indiana
4	25	Ron Reed	Notre Dame
5	34	Jim King	Oklahoma State
6	43	Ted Manning	North Carolina College
7	52	Barry Smith	High Point

## 1966

ROUND	PICK	PLAYER	SCHOOL
1	2	Dave Bing	Syracuse
2	12	Dorie Murrey	Detroit
3	22	Oliver Darden	Michigan
4	32	Jeff Congdon	Brigham Young
5	42	William Pickens	Georgia Southern
6	52	Carroll Hooser	Southern Methodist
7	61	Ted Manning	North Carolina College
8	70	George McNeil	Southern Illinois

## 1967

ROUND	PICK	PLAYER	SCHOOL
1	1	Jimmy Walker	Providence
1	4	Sonny Dove	St. John's
2	14	Steve Sullivan	Georgetown
3	21	Darrell Hardy	Baylor
4	33	Ron Franz	Kansas
5	45	Paul Long	Wake Forest
6	57	Vaughn Harper	Syracuse
7	69	Bob Lloyd	Rutgers
8	81	George Carter	St. Bonaventure
12	125	George Dalzell	Colgate College
13	135	Matthew Aitch	Michigan State

## 1968

ROUND	PICK	PLAYER	SCHOOL
1	6	Otto Moore	Pan American
2	20	Manny Leaks	Niagara
3	25	Don Dee	St. Mary of the Plains
4	42	Rich Niemann	St. Louis
5	56	Carl Fuller	Bethune-Cookman
6	70	Wally Anderzunas	Creighton
7	84	Larry Newbold	Long Island
8	98	Harry Laurie	St. Peter's
9	112	Vaughn Harper	Syracuse
10	126	Tom Baack	Nebraska

## 1969

ROUND	PICK	PLAYER	SCHOOL
1	4	Terry Driscoll	Boston College
2	19	Willie Norwood	Alcorn A&M
4	47	Ted Wierman	Washington State
5	61	Steve Mix	Toledo
6	75	Larry Jeffries	Trinity
7	89	Steve Vandenberg	Duke
8	103	Bob Arzen	Notre Dame
9	117	George Reynolds	Houston
10	131	Bill English	Winston-Salem
11	145	Rusty Clark	North Carolina

## 1970

ROUND	PICK	PLAYER	SCHOOL
1	1	Bob Lanier	St. Bonaventure
2	32	Ken Warzynski	DePaul
3	37	Bob St. Pierre	Hanover
3	47	Jim Hayes	Boston
5	71	Bill Jankans	Long Beach State
6	88	Sevira Brown	DePaul
7	105	Marv Copeland	Michigan Lutheran
8	122	Dan Issel	Kentucky
9	139	Alex Wynn	Dartmouth
10	156	Bruce Chapman	Nevada
11	172	Rick Anheuser	North Carolina State
12	185	Don Ogletree	Cincinnati
13	195	Ernest Hardy	Harvard
14	205	Randy Smith	Buffalo State
15	215	Dennis Clark	Springfield (MA)
16	224	Harvey Marlatt	Eastern Michigan

## 1971

ROUND	PICK	PLAYER	SCHOOL
1	11	Curtis Rowe	UCLA
2	29	Isaiah Wilson	Baltimore
3	45	Marv Roberts	Utah State
4	62	Jarrett Durham	Duquesne
5	79	Vincent White	Savannah State
6	96	Jim Larranaga	Providence
7	113	Steve Kelly	Brigham Young
8	130	Wayne Jones	Niagara
9	146	Paul Botts	Central Michigan
10	162	Steve Butcher	Pikeville
11	177	Larry Saunders	Duke
12	190	Bob Horn	Drake
13	202	Willie Roberson	Wyoming
14	212	Art Davis	J.C. Smith
15	221	James Fleming	Alcorn A&M
16	228	Fred Smiley	Detroit
17	232	Leroy Jenkins	Detroit
18	235	Ike Bundy	Detroit Tech
19	237	Ed Jenkins	Shaw

# DRAFT HISTORY • HISTORY

## 1972

ROUND	PICK	PLAYER	SCHOOL
1	9	Bob Nash	Hawaii
2	17	Chris Ford	Villanova
4	51	Ernie Fleming	Jacksonville
5	67	Ernest Pettis	Western Michigan
6	84	Terry Benton	Wichita State
7	101	Bruce Anderson	Arizona
8	117	Ben Kelso	Central Michigan
9	133	Kessie Mangam	Ferris State
10	146	Kent Hollenbeck	Kentucky

## 1973

ROUND	PICK	PLAYER	SCHOOL
3	44	Dwight Lamar	SW Louisiana
3	50	Larry Kenon	Memphis State
4	61	Ken Brady	Michigan
5	78	Henry Wilmore	Michigan
6	95	Dennis Johnson	Ferris State
7	112	Fred Smiley	Northwood Michigan
8	129	Ben Kelso	Central Michigan
9	145	Bill Kelgore	Michigan State
10	159	Bob Solomon	Wayne State
11	171	Len Paul	Akron
12	180	Clarence Carlisle	Ferris State

## 1974

ROUND	PICK	PLAYER	SCHOOL
1	15	Al Eberhard	Missouri
2	33	Eric Money	Arizona
3	51	Roland Grant	New Mexico State
4	69	Mickey Martin	Pittsburgh
5	87	Joe Newman	Temple
6	105	Mike Sylvester	Dayton
7	123	Sammy High	Tulsa
8	141	Greg Newman	Drexel
9	158	Gray Deitelhoff	Millikin
10	175	Bill Ligon	Vanderbilt

## 1975

ROUND	PICK	PLAYER	SCHOOL
2	27	Walter Lockett	Ohio
3	44	Pete Trgovich	UCLA
4	64	Lindsay Hairston	Michigan State
5	81	Cliff Pratt	Shaw
6	98	Allen Spruill	North Carolina A&T
7	118	Ike Williams	Armstrong State
8	135	John Kelley	Dillard
9	151	Terry Thomas	Detroit
10	169	Mickey Fox	St. Mary's (N.S.)

## 1976

ROUND	PICK	PLAYER	SCHOOL
1	4	Leon Douglas	Alabama
3	38	Phil Sellers	Rutgers
4	55	Scott Thompson	Iowa
5	72	Jim Hearn	Marymount
6	90	Russell Davis	Virginia Tech
7	108	Curt Peterson	Puget Sound
8	126	Randy Henry	Illinois State
9	144	Bill Martin	Hartwick
10	161	Bob Johnson	Wisconsin

## 1977

ROUND	PICK	PLAYER	SCHOOL
2	36	Ben Poquette	Central Michigan
3	58	John Irving	Hofstra
4	80	Bruce King	Iowa
5	102	Jim Kennedy	Missouri
6	124	Herb Nobles	Kansas
7	144	Robert Lewis	Johnson C. Smith
8	163	Tim Appleton	Kenyon

## 1978

ROUND	PICK	PLAYER	SCHOOL
2	23	Terry Tyler	Detroit
2	29	John Long	Detroit
5	95	Dave Caligaris	Northeastern
6	117	Audie Matthews	Illinois
7	138	Herb Entzminger	Johnson C. Smith
8	157	Earl Evans	Nevada-Las Vegas
9	174	Ulice Payne	Marquette
10	189	Dave Grauzer	Central Michigan

## 1979

ROUND	PICK	PLAYER	SCHOOL
1	4	Greg Kelsner	Michigan State
1	10	Roy Hamilton	UCLA
1	15	Phil Hubbard	Michigan
2	29	Tony Price	Penn
3	48	Terry Duerod	Detroit
5	92	Flintie Ray Williams	Nevada-Las Vegas
6	111	Truman Clayton	Kentucky
7	132	Ken Jones	St. Mary's (CA)
8	150	Rodney Lee	Memphis State
9	170	Val Bracey	Central Michigan
10	187	Willie Polk	Grand Canyon



# HISTORY • DRAFT HISTORY

## 1980

ROUND	PICK	PLAYER	SCHOOL
1	17	Larry Drew	Missouri
2	45	Brad Branson	Southern Methodist
3	64	Jonathan Moore	Furman
4	70	Darwin Cook	Portland
5	93	Tony Fuller	Pepperdine
6	116	Tony Turner	Alaska-Anchorage
7	139	Carl Pierce	Gonzaga
8	161	Leroy Loggins	Fairmont State
9	180	Terry Dupris	Huron

## 1981

ROUND	PICK	PLAYER	SCHOOL
1	2	Isiah Thomas	Indiana
1	12	Kelly Tripucka	Notre Dame
4	71	John May	South Alabama
4	89	Don Koonce	North Carolina-Charlotte
5	94	George DeVone	North Carolina-Charlotte
6	117	Vince Brookins	Iowa
7	140	Greg Nance	West Virginia
8	163	Joe Schoen	St. Francis (PA)
9	185	Eddie Baker	Alcorn State
10	205	Melvin Maxwell	Western Michigan

## 1982

ROUND	PICK	PLAYER	SCHOOL
1	9	Cliff Levingston	Wichita State
1	18	Ricky Pierce	Rice
4	78	Walker Russell	Western Michigan
5	101	John Ebeling	Florida Southern
6	124	Gary Holmes	Minnesota
7	147	Dean Marquardt	Marquette
8	170	Brian Nyenhuis	Marquette
9	193	Kevin Smith	Michigan State
10	214	David Coulthard	York (Canada)

## 1983

ROUND	PICK	PLAYER	SCHOOL
1	8	Antoine Carr	Wichita State
3	55	Erich Santifer	Syracuse
4	78	Steve Bouchie	Indiana
5	101	Ken Austin	Rice
6	124	Derek Perry	Michigan State
7	147	Rob Gonzalez	Colorado
8	170	George Wenzel	Augustana (IL)
9	192	Marlow McLain	Eastern Michigan
10	213	Ike Person	Michigan

## 1984

ROUND	PICK	PLAYER	SCHOOL
1	20	Tony Campbell	Ohio State
2	32	Eric Turner	Michigan
3	66	Kevin Springman	St. Joseph's
4	89	Phillip Smith	New Mexico
5	112	Rick Doyle	Texas-San Antonio
6	135	Rennie Bailey	Louisiana Tech
7	158	Barry Francisco	Bloomsburg State
8	181	Dale Roberts	Appalachian State
9	203	Ben Tower	Michigan State
10	225	Dan Pelekoudas	Michigan

## 1985

ROUND	PICK	PLAYER	SCHOOL
1	18	Joe Dumars	McNeese State
3	60	Andre Goode	Northwestern
3	64	Richie Johnson	Evansville
4	87	Spud Webb	North Carolina State
5	110	Mike Lahm	Murray State
6	133	Vincent Giles	Eastern Michigan
7	156	Frank James	Nevada-Las Vegas

## 1986

ROUND	PICK	PLAYER	SCHOOL
1	11	John Salley	Georgia Tech
2	27	Dennis Rodman	Southeast Oklahoma St.
4	86	Chauncey Robinson	Mississippi St.
5	109	Clarence Hanley	Old Dominion
6	132	Greg Grant	Utah State
7	155	Larry Polec	Michigan State

## 1987

ROUND	PICK	PLAYER	SCHOOL
2	24	Fred Banks	Nevada-Las Vegas
3	65	Eric White	Pepperdine
4	88	Dave Popson	North Carolina
5	111	Gerry Wright	Iowa
6	134	Antoine Joubert	Michigan
7	157	Mark Gottfried	Alabama

## 1988

ROUND	PICK	PLAYER	SCHOOL
2	30	Fennis Dembo	Wyoming
2	48	Micheal Williams	Baylor
3	72	Lee Johnson	Norfolk State

## 1989

ROUND	PICK	PLAYER	SCHOOL
1	27	Kenny Battle	Illinois

# DRAFT HISTORY • HISTORY

## 1990

ROUND	PICK	PLAYER	SCHOOL
1	26	Lance Blanks	Texas

## 1991

ROUND	PICK	PLAYER	SCHOOL
2	40	Doug Overton	La Salle

## 1992

ROUND	PICK	PLAYER	SCHOOL
1	19	Don MacLean	UCLA

## 1993

ROUND	PICK	PLAYER	SCHOOL
1	10	Lindsey Hunter	Jackson State
1	11	Allan Houston	Tennessee

## 1994

ROUND	PICK	PLAYER	SCHOOL
1	3	Grant Hill	Duke
2	48	Jevon Crudup	Missouri

## 1995

ROUND	PICK	PLAYER	SCHOOL
1	18	Theo Ratliff	Wyoming
1	19	Randolph Childress	Wake Forest
2	30	Lue Roe	Massachusetts
2	58	Don Reid	Georgetown

## 1996

ROUND	PICK	PLAYER	SCHOOL
1	26	Jerome Williams	Georgetown

## 1997

ROUND	PICK	PLAYER	SCHOOL
1	19	Scot Pollard	Kansas
2	32	Charles O'Bannon	UCLA

## 1998

ROUND	PICK	PLAYER	SCHOOL
1	11	Bonzi Wells	Ball State
2	40	Korleone Young	Hargrave Military Acad.

## 1999

ROUND	PICK	PLAYER	SCHOOL
2	54	Melvin Levett	Cincinnati

## 2000

ROUND	PICK	PLAYER	SCHOOL
1	14	Mateen Cleaves	Michigan State
2	44	Brian Cardinal	Purdue

## 2001

ROUND	PICK	PLAYER	SCHOOL/COUNTRY
1	9	Rodney White	Charlotte
2	38	Mehmet Okur	Turkey

## 2002

ROUND	PICK	PLAYER	SCHOOL
1	23	Tayshaun Prince	Kentucky

## 2003

ROUND	PICK	PLAYER	COUNTRY
1	2	Darko Milicic	Serbia & Montenegro
1	25	Carlos Delfino	Argentina
2	58	Andreas Glyniadakis	Greece

## 2004

ROUND	PICK	PLAYER	SCHOOL
2	54	Rickey Paulding	Missouri

## 2005

ROUND	PICK	PLAYER	SCHOOL
1	26	Jason Maxiell	Cincinnati
2	56	Amir Johnson	Westchester HS
2	60	Alex Acker	Pepperdine

## 2006

ROUND	PICK	PLAYER	SCHOOL
2	60	Will Blalock	Iowa State

## 2007

ROUND	PICK	PLAYER	SCHOOL
1	15	Rodney Stuckey	Eastern Washington
1	27	Arron Afflalo	UCLA
2	57	Sammy Mejia	DePaul

## 2008

ROUND	PICK	PLAYER	SCHOOL
1	29	D.J. White	Indiana
2	59	Deron Washington	Virginia Tech



Last page of draft history. See other file.



**1957-58 REGULAR SEASON (33-39)**

PLAYER	G	MIN	FGM	FGA	PCT	FTM	FTA	PCT	REB	AST	PF	DQ	PTS	PPG
George Yardley	72	2843	673	1624	.414	655	808	.811	768	97	226	3	2001	27.8
Gene Shue	63	2333	353	919	.384	276	327	.844	333	172	150	1	982	15.6
Harry Gallatin	72	1990	340	898	.379	392	498	.787	749	86	217	5	1072	14.9
Walter Dukes	72	2184	278	796	.349	247	366	.675	954	52	311	17	803	11.2
Phil Jordan	46	822	177	433	.409	59	87	.678	277	32	91	1	413	9.0
Dick McGuire	69	2311	203	544	.373	150	225	.667	291	454	178	0	556	8.1
Nat Clifton	68	1435	217	597	.363	91	146	.623	403	76	202	3	525	7.7
Bob Houbregs	17	302	49	137	.358	30	43	.698	65	19	36	0	128	7.5
Chuck Noble	61	1363	199	601	.331	56	77	.727	140	153	166	0	454	7.4
Billy Kenville	35	649	106	280	.379	46	75	.613	102	66	68	0	258	7.4
Joe Holup	37	607	77	211	.365	55	71	.775	177	23	82	2	209	5.6
Bill Thieben	27	243	42	143	.294	16	27	.593	65	7	44	0	100	3.7
Dick Atha	18	160	17	47	.362	10	12	.833	24	19	24	0	44	2.4
Tom Marshall	9	62	7	21	.33	7	8	.875	7	3	6	0	21	2.3
Bill Ebben	8	50	6	28	.214	3	4	.750	8	4	5	0	15	1.9
Doug Bolstorff	3	21	2	5	.400	0	0	.000	0	0	1	0	4	1.3
<b>PISTONS</b>	<b>72</b>	<b>-</b>	<b>2746</b>	<b>7295</b>	<b>.376</b>	<b>2093</b>	<b>2774</b>	<b>.755</b>	<b>5168</b>	<b>1264</b>	<b>1807</b>	<b>32</b>	<b>7585</b>	<b>105.3</b>

**1957-58 GAME-BY-GAME**

DATE	OPPONENT	RESULT	RECORD	DATE	OPPONENT	RESULT	RECORD
10-23	BOSTON	L, 94-105	0-1	1-11	MINNEAPOLIS	W, 129-102	15-23
10-26	PHILADELPHIA	L, 100-112	0-2	1-12	at Syracuse	L, 109-135	15-24
10-30	at Minneapolis	W, 115-96	1-2	1-15	at Boston	L, 113-131	15-25
11-3	at Cincinnati	W, 94-88	2-2	1-16	at Philadelphia	W, 113-108	16-25
11-5	n-Boston	L, 105-111	2-3	1-17	CINCINNATI	W, 115-94	17-25
11-12	NEW YORK	W, 109-107	3-3	1-18	at St. Louis	L, 103-105	17-26
11-15	MINNEAPOLIS	L, 104-112	3-4	1-19	at Minneapolis	L, 111-118	17-27
11-16	at New York	W, 109-105	4-4	1-22	NEW YORK	L, 92-115	17-28
11-17	at Philadelphia	W, 95-91	5-4	1-23	at Minneapolis	L, 125-128 (OT)	17-29
11-19	n-Cincinnati	L, 75-92	5-5	1-25	ST. LOUIS	W, 105-98	18-29
11-21	BOSTON	L, 90-112	5-6	1-26	at Cincinnati	L, 103-107	18-30
11-23	at St. Louis	L, 110-115	5-7	1-27	PHILADELPHIA	W, 115-93	19-30
11-26	n-Minneapolis	W, 109-91	6-7	1-30	n-Syracuse	W, 87-83	20-30
11-27	ST. LOUIS	L, 110-121	6-8	1-31	n-New York	W, 119-105	21-30
11-29	at Cincinnati	L, 96-99 (OT)	6-9	2-1	n-Philadelphia	L, 86-106	21-31
11-30	CINCINNATI	W, 100-96	7-9	2-2	at Boston	L, 115-119	21-32
12-1	at New York	L, 102-109	7-10	2-4	SYRACUSE	W, 118-113	22-32
12-3	BOSTON	L, 113-124	7-11	2-7	n-St. Louis	W, 125-107	23-32
12-5	n-Cincinnati	L, 99-109	7-12	2-9	NEW YORK	L, 98-100	23-33
12-6	at Syracuse	L, 91-118	7-13	2-11	at Philadelphia	L, 98-115	23-34
12-7	CINCINNATI	W, 109-105	8-13	2-12	ST. LOUIS	L, 105-122	23-35
12-10	PHILADELPHIA	L, 97-100	8-14	2-14	at Boston	W, 111-109	24-35
12-12	at Philadelphia	W, 101-96	9-14	2-15	MINNEAPOLIS	L, 110-111	24-36
12-15	NEW YORK	L, 109-116	9-15	2-16	at St. Louis	W, 100-98	25-36
12-17	n-St. Louis	L, 99-106	9-16	2-18	SYRACUSE	W, 120-98	26-36
12-21	CINCINNATI	W, 112-101	10-16	2-19	at Minneapolis	W, 117-115 (OT)	27-36
12-22	at Syracuse	L, 93-119	10-17	2-21	at Cincinnati	W, 109-107	28-36
12-25	MINNEAPOLIS	L, 104-106	10-18	2-22	ST. LOUIS	W, 98-96	29-36
12-26	at St. Louis	W, 110-96	11-18	2-25	n-St. Louis	W, 114-113 (OT)	30-36
12-27	at New York	L, 120-125	11-19	2-26	BOSTON	L, 99-106	30-37
12-28	SYRACUSE	W, 117-111	12-19	2-27	n-Minneapolis	W, 112-109	31-37
12-31	at CINCINNATI	L, 96-130	12-20	3-1	at New York	W, 103-101	32-37
1-4	PHILADELPHIA	W, 81-78	13-20	3-6	at Minneapolis	W, 112-109	33-37
1-5	at St. Louis	L, 93-95	13-21	3-8	at Boston	L, 103-108	33-38
1-7	n-Cincinnati	L, 99-114	13-22	3-9	at Syracuse	L, 90-111	33-39
1-8	SYRACUSE	W, 109-107	14-22				
1-10	n-Minneapolis	L, 114-124	14-23				

(Home games in CAPS; n-neutral site)

**1958-59 REGULAR SEASON (28-44)**

PLAYER	G	MIN	FGM	FGA	PCT	FTM	FTA	PCT	REB	AST	PF	DQ	PTS	PPG
George Yardley	46	1419	350	842	.416	258	313	.824	327	40	122	1	958	20.8
Gene Shue	72	2745	464	1197	.388	338	421	.803	335	231	129	1	1266	17.6
Phil Jordan	72	2058	399	967	.413	231	303	.762	594	83	193	1	1029	14.3
Walter Dukes	72	2338	318	904	.352	297	452	.657	958	64	332	22	933	13.0
Ed Conlin	15	344	68	179	.380	41	63	.651	91	17	32	1	177	11.8
Dick McGuire	71	2063	232	543	.427	191	258	.740	285	443	147	1	655	9.2
Earl Lloyd	72	1796	234	670	.349	137	182	.753	500	90	291	15	605	8.4
Joe Holup	68	1502	209	580	.360	152	200	.760	352	73	239	12	570	8.4
Chuck Noble	65	939	189	560	.338	83	113	.735	115	114	126	0	461	7.1
Dick Farley	70	1280	177	448	.395	137	186	.737	195	124	130	2	491	7.0
Shellie McMillon	48	700	127	289	.439	55	104	.529	285	26	110	2	309	6.4
Barney Cable	31	271	43	126	.341	23	29	.793	88	12	30	0	109	3.5
<b>PISTONS</b>	<b>72</b>	<b>-</b>	<b>2810</b>	<b>7305</b>	<b>.385</b>	<b>1943</b>	<b>2624</b>	<b>.740</b>	<b>4125</b>	<b>1317</b>	<b>1881</b>	<b>58</b>	<b>7563</b>	<b>105.0</b>

**1958-59 GAME-BY-GAME**

DATE	OPPONENT	RESULT	RECORD	DATE	OPPONENT	RESULT	RECORD
10-19	at Syracuse	L, 94-103	0-1	1-9	BOSTON	L, 90-103	17-20
10-23	at St. Louis	L, 103-104	0-2	1-10	at Cincinnati	W, 101-69	18-20
10-25	ST. LOUIS	W, 117-112	1-2	1-11	at St. Louis	L, 100-111	18-21
10-26	at Minneapolis	L, 100-108	1-3	1-13	n-Cincinnati	W, 112-92	19-21
10-31	CINCINNATI	W, 120-113	2-3	1-14	ST. LOUIS	L, 108-114	19-22
11-1	at Boston	L, 98-112	2-4	1-17	PHILADELPHIA	L, 104-106	19-23
11-2	at Philadelphia	W, 107-91	3-4	1-18	at Cincinnati	L, 88-107	19-24
11-7	NEW YORK	L, 101-115	3-5	1-21	at Philadelphia	L, 105-112	19-25
11-9	BOSTON	W, 136-133	4-5	1-24	at New York	L, 118-122 (OT)	19-26
11-13	n-Minneapolis	W, 119-110	5-5	1-25	at Boston	L, 118-119	19-27
11-14	SYRACUSE	L, 109-111	5-6	1-26	at Philadelphia	L, 98-102	19-28
11-15	at St. Louis	L, 91-102	5-7	1-27	SYRACUSE	L, 107-121	19-29
11-18	n-Boston	L, 102-115	5-8	1-30	n-Minneapolis	L, 86-88	19-30
11-22	CINCINNATI	W, 103-86	6-8	1-31	CINCINNATI	W, 103-88	20-30
11-23	at Minneapolis	W, 124-109	7-8	2-1	at St. Louis	L, 96-130	20-31
11-25	MINNEAPOLIS	L, 90-98	7-9	2-4	PHILADELPHIA	W, 119-118 (2OT)	21-31
11-26	at Cincinnati	W, 112-95	8-9	2-6	n-Syracuse	L, 103-122	21-32
11-28	SYRACUSE	W, 101-93	9-9	2-8	MINNEAPOLIS	L, 103-115	21-33
11-29	at Boston	L, 96-110	9-10	2-9	at Cincinnati	W, 122-97	22-33
12-2	PHILADELPHIA	W, 95-91	10-10	2-11	at Syracuse	W, 118-114 (OT)	23-33
12-5	NEW YORK	L, 108-110	10-11	2-13	NEW YORK	W, 96-90	24-33
12-6	at New York	W, 99-92	11-11	2-15	at Boston	L, 94-120	24-34
12-10	n-St. Louis	W, 89-82	12-11	2-17	MINNEAPOLIS	L, 90-97	24-35
12-11	n-St. Louis	W, 107-101	13-11	2-18	at Minneapolis	L, 95-105	24-36
12-12	PHILADELPHIA	W, 97-95	14-11	2-20	BOSTON	L, 106-111 (OT)	24-37
12-14	SYRACUSE	L, 95-101	14-12	2-21	n-New York	W, 114-101	25-37
12-17	BOSTON	L, 95-102	14-13	2-22	at Syracuse	L, 108-139	25-38
12-18	at Minneapolis	L, 104-113	14-14	2-25	ST. LOUIS	L, 100-104	25-39
12-20	ST. LOUIS	L, 104-111	14-15	2-26	at Cincinnati	L, 101-106	25-40
12-25	n-Minneapolis	W, 98-97 (OT)	15-15	3-1	CINCINNATI	W, 117-101	26-40
12-26	CINCINNATI	W, 131-91	16-15	3-3	n-Philadelphia	L, 107-116	26-41
12-30	at New York	L, 90-93	16-16	3-4	ST. LOUIS	W, 127-97	27-41
1-2	n-Cincinnati	L, 104-111	16-17	3-6	MINNEAPOLIS	L, 98-99	27-42
1-3	NEW YORK	L, 102-106	16-18	3-7	at St. Louis	L, 128-137	27-43
1-4	at Syracuse	L, 94-118	16-19	3-8	at New York	L, 120-127	27-44
1-6	at Philadelphia	W, 107-105	17-19	3-11	at Minneapolis	W, 123-118	28-44

(Home games in CAPS; n-neutral site)



1959-60 REGULAR SEASON (30-45)

PLAYER	G	MIN	FGM	FGA	PCT	FTM	FTA	PCT	REB	AST	PF	DQ	PTS	PPG
Gene Shue	75	3338	620	1501	.413	472	541	.872	409	295	146	2	1712	22.8
Bailey Howell	75	2346	510	1119	.456	312	422	.739	790	63	282	13	1332	17.8
Walter Dukes	66	2140	314	871	.361	376	508	.740	883	80	310	20	1004	15.2
Chuck Noble	58	1621	276	774	.357	101	138	.732	201	265	172	2	653	11.3
Eddie Conlin	70	1636	300	831	.361	181	238	.761	346	126	158	2	781	11.2
Archie Dees	73	1244	271	617	.439	165	204	.809	397	43	188	3	707	9.7
Shellie McMillon	75	1416	267	627	.426	132	199	.663	431	49	198	3	666	8.9
Earl Lloyd	68	1610	237	665	.356	128	160	.800	322	89	226	1	602	8.9
Dick McGuire	68	1466	179	402	.445	124	201	.617	264	358	112	0	482	7.1
Billy Kenville	25	365	47	131	.359	33	41	.805	71	46	31	0	127	5.1
Gary Alcorn	58	670	91	312	.292	48	84	.571	279	22	123	4	230	4.0
Tony Windis	9	193	16	60	.267	4	6	.667	47	32	20	0	36	4.0
<b>PISTONS</b>	<b>75</b>	<b>-</b>	<b>3146</b>	<b>7920</b>	<b>.397</b>	<b>2075</b>	<b>2847</b>	<b>.729</b>	<b>5491</b>	<b>1472</b>	<b>1983</b>	<b>50</b>	<b>8367</b>	<b>111.6</b>

1959-60 GAME-BY-GAME

DATE	OPPONENT	RESULT	RECORD	DATE	OPPONENT	RESULT	RECORD
10-18	at Minneapolis	W, 106-105	1-0	1-5	at New York	L, 110-121	15-24
10-24	at Cincinnati	L, 103-108	1-1	1-7	n-Philadelphia	L, 105-120	15-25
10-28	SYRACUSE	W, 117-102	2-1	1-8	at Syracuse	L, 107-118	15-26
10-31	at Philadelphia	L, 112-120	2-2	1-9	BOSTON	L, 103-126	15-27
11-4	NEW YORK	L, 101-107	2-3	1-10	at Syracuse	L, 103-108	15-28
11-6	at Minneapolis	W, 118-113 (2OT)	3-3	1-13	at New York	W, 114-113	16-28
11-7	MINNEAPOLIS	L, 111-113 (OT)	3-4	1-16	at Minneapolis	W, 105-98	17-28
11-8	at Syracuse	L, 107-118	3-5	1-17	CINCINNATI	W, 115-110	18-28
11-10	n-Boston	L, 109-128	3-6	1-24	PHILADELPHIA	W, 130-110	19-28
11-11	PHILADELPHIA	L, 105-119	3-7	1-25	at Philadelphia	L, 117-127	19-29
11-12	n-Minneapolis	W, 107-93	4-7	1-26	n-Syracuse	W, 121-114	20-29
11-14	CINCINNATI	W, 111-103	5-7	1-27	SYRACUSE	L, 108-144	20-30
11-15	at New York	W, 103-94	6-7	1-29	at St. Louis	L, 125-130 (OT)	20-31
11-17	BOSTON	L, 129-132 (2OT)	6-8	1-30	ST. LOUIS	W, 117-107	21-31
11-18	at Cincinnati	W, 110-93	7-8	1-31	at Boston	L, 128-146	21-32
11-20	at Minneapolis	L, 85-105	7-9	2-3	CINCINNATI	W, 117-105	22-32
11-21	at St. Louis	W, 109-107	8-9	2-4	at Cincinnati	W, 121-102	23-32
11-22	NEW YORK	W, 115-104	9-9	2-6	MINNEAPOLIS	W, 116-101	24-32
11-24	n-Cincinnati	W, 104-91	10-9	2-7	at Minneapolis	L, 102-104	24-33
11-25	ST. LOUIS	L, 97-104	10-10	2-9	PHILADELPHIA	W, 122-113	25-33
11-28	at Boston	L, 110-136	10-11	2-10	at Boston	L, 121-153	25-34
12-4	MINNEAPOLIS	W, 120-101	11-11	2-12	at Cincinnati	L, 101-133	25-35
12-5	at New York	L, 108-124	11-12	2-13	MINNEAPOLIS	L, 117-123 (OT)	25-36
12-6	at Philadelphia	L, 116-118	11-13	2-16	ST. LOUIS	L, 104-111	25-37
12-9	n-Cincinnati	L, 119-129	11-14	2-19	BOSTON	L, 116-136	25-38
12-10	n-St. Louis	L, 111-129	11-15	2-20	at Cincinnati	L, 107-110	25-39
12-13	NEW YORK	W, 147-129	12-15	2-21	at Syracuse	L, 120-122	25-40
12-16	ST. LOUIS	L, 106-107	12-16	2-24	SYRACUSE	W, 128-110	26-40
12-19	SYRACUSE	W, 120-112	13-16	2-25	at Boston	L, 107-121	26-41
12-20	at St. Louis	L, 86-102	13-17	2-27	at St. Louis	W, 116-114	27-41
12-22	BOSTON	L, 104-136	13-18	2-28	PHILADELPHIA	L, 111-113	27-42
12-25	at Cincinnati	L, 103-121	13-19	3-1	n-Cincinnati	W, 108-106	28-42
12-26	MINNEAPOLIS	L, 105-108	13-20	3-2	ST. LOUIS	W, 116-100	29-42
12-27	at Minneapolis	L, 109-119	13-21	3-3	at Philadelphia	L, 101-110	29-43
12-30	n-New York	L, 109-124	13-22	3-6	at New York	L, 112-120	29-44
1-1	ST. LOUIS	W, 119-107	14-22	3-8	at St. Louis	L, 101-122	29-45
1-2	at St. Louis	L, 113-114	14-23	3-9	MINNEAPOLIS	W, 117-116	30-45
1-3	CINCINNATI	W, 114-112	15-23				

(Home teams in CAPS; n-neutral site)

1960-61 REGULAR SEASON (34-45)

PLAYER	G	MIN	FGM	FGA	PCT	FTM	FTA	PCT	REB	AST	PF	DQ	PTS	PPG
Bailey Howell	77	2952	607	1293	.469	601	798	.753	1111	196	297	10	1815	23.6
Gene Shue	78	3361	650	1545	.421	465	543	.856	334	530	207	1	1765	22.6
Don Ohl	79	2172	427	1085	.394	200	278	.719	256	265	224	3	1054	13.3
George Lee	74	1735	310	776	.399	276	394	.701	490	89	158	1	896	12.1
Walter Dukes	73	2044	286	706	.405	281	400	.703	1028	139	313	16	853	11.7
Bob Ferry	79	1657	350	776	.451	189	255	.741	500	129	205	1	889	11.3
Shellie McMillon	78	1636	322	752	.428	140	201	.697	487	98	238	6	784	10.1
Jackie Moreland	64	1003	191	477	.400	86	132	.652	315	52	174	3	468	7.3
Chuck Noble	75	1655	196	566	.346	82	115	.713	180	287	195	4	474	6.3
Willie Jones	35	452	78	216	.361	40	63	.635	94	63	90	2	196	5.6
Archie Dees	28	308	53	135	.393	39	47	.830	94	17	50	0	145	5.2
Ron Johnson	6	60	11	30	.367	9	14	.643	14	1	6	0	31	5.2
<b>PISTONS</b>	<b>79</b>	<b>-</b>	<b>3481</b>	<b>8357</b>	<b>.417</b>	<b>2408</b>	<b>3240</b>	<b>.743</b>	<b>5813</b>	<b>1866</b>	<b>2157</b>	<b>47</b>	<b>9370</b>	<b>118.6</b>

1960-61 GAME-BY-GAME

DATE	OPPONENT	RESULT	RECORD	DATE	OPPONENT	RESULT	RECORD
10-22	at Boston	L, 116-118	0-1	1-11	CINCINNATI	W, 126-122	16-25
10-26	CINCINNATI	W, 131-117	1-1	1-12	n-Cincinnati	W, 124-112	17-25
10-29	NEW YORK	W, 115-110	2-1	1-14	at St. Louis	L, 113-135	17-26
11-2	ST. LOUIS	L, 117-132	2-2	1-15	ST. LOUIS	W, 137-122	18-26
11-4	at Philadelphia	L, 121-136	2-3	1-18	at Cincinnati	W, 144-128	19-26
11-5	n-Philadelphia	L, 123-130	2-4	1-20	NEW YORK	W, 132-128	20-26
11-9	at St. Louis	L, 120-126	2-5	1-21	n-Cincinnati	W, 130-106	21-26
11-12	CINCINNATI	W, 116-112	3-5	1-22	PHILADELPHIA	W, 136-128	22-26
11-13	at Cincinnati	W, 125-113	4-5	1-24	at Cincinnati	W, 106-104	23-26
11-15	n-Boston	W, 115-114 (OT)	5-5	1-25	CINCINNATI	W, 138-125	24-26
11-16	PHILADELPHIA	W, 119-118	6-5	1-27	at Boston	L, 111-140	24-27
11-17	n-St. Louis	L, 105-112	6-6	1-29	at Los Angeles	L, 113-137	24-28
11-19	at Los Angeles	L, 122-130	6-7	1-30	at Los Angeles	L, 116-117	24-29
11-20	at Los Angeles	L, 131-135	6-8	1-31	n-Los Angeles	W, 121-112	25-29
11-23	SYRACUSE	W, 122-115	7-8	2-1	n-St. Louis	L, 131-137	25-30
11-25	LOS ANGELES	L, 128-141 (OT)	7-9	2-3	SYRACUSE	W, 121-118	26-30
11-26	n-New York	L, 119-127	7-10	2-4	n-Syracuse	W, 111-104	27-30
11-29	at New York	L, 107-118	7-11	2-5	LOS ANGELES	L, 120-125	27-31
11-30	BOSTON	L, 110-125	7-12	2-7	at New York	L, 120-131	27-32
12-4	at Cincinnati	W, 116-115	8-12	2-8	PHILADELPHIA	W, 125-123	28-32
12-6	at St. Louis	L, 110-146	8-13	2-10	BOSTON	W, 137-134	29-32
12-7	ST. LOUIS	W, 113-83	9-13	2-11	n-Syracuse	L, 111-141	29-33
12-10	SYRACUSE	L, 107-117	9-14	2-12	at Syracuse	L, 122-148	29-34
12-13	at Philadelphia	L, 108-110	9-15	2-14	at St. Louis	L, 134-135	29-35
12-14	at Philadelphia	W, 134-126	10-15	2-16	LOS ANGELES	L, 106-129	29-36
12-16	NEW YORK	L, 104-108	10-16	2-17	n-Syracuse	L, 113-115	29-37
12-19	n-Los Angeles	L, 103-107	10-17	2-18	ST. LOUIS	L, 138-141	29-38
12-20	n-Los Angeles	W, 97-94	11-17	2-21	n-Syracuse	L, 118-123	29-39
12-24	at Boston	L, 106-150	11-18	2-22	NEW YORK	W, 123-117	30-39
12-25	at Cincinnati	L, 119-126	11-19	2-23	at Philadelphia	L, 121-129	30-40
12-26	CINCINNATI	W, 137-132	12-19	2-26	BOSTON	L, 99-113	30-41
12-29	ST. LOUIS	W, 112-89	13-19	3-1	at Cincinnati	L, 122-137	30-42
12-30	n-Syracuse	W, 121-112	14-19	3-3	n-New York	W, 129-112	31-42
1-1	LOS ANGELES	W, 116-105	15-19	3-4	at St. Louis	L, 102-104	31-43
1-2	n-Los Angeles	L, 113-123	15-20	3-5	ST. LOUIS	L, 122-127	31-44
1-3	n-Philadelphia	L, 125-128 (OT)	15-21	3-8	LOS ANGELES	W, 120-102	32-44
1-5	n-New York	L, 102-104	15-22	3-9	n-Boston	L, 118-119	32-45
1-6	BOSTON	L, 102-108	15-23	3-10	n-Philadelphia	W, 120-103	33-45
1-8	at Syracuse	L, 115-138	15-24	3-12	at New York	W, 120-106	34-45
1-10	n-Boston	L, 98-118	15-25				

(Home games in CAPS; n-neutral site)



1961-62 REGULAR SEASON (37-43)

PLAYER	G	MIN	FGM	FGA	PCT	FTM	FTA	PCT	REB	AST	PF	DQ	PTS	PPG
Bailey Howell	79	2857	553	1193	.464	470	612	.768	996	186	317	10	1576	19.9
Gene Shue	80	3143	580	1422	.408	362	447	.810	372	465	192	1	1522	19.0
Don Ohl	77	2526	555	1250	.444	201	280	.718	267	244	173	2	1311	17.0
Bob Ferry	80	1918	411	939	.438	286	422	.678	503	145	199	2	1108	13.9
Ray Scott	75	2087	370	956	.387	255	388	.657	865	132	232	6	995	13.3
Walter Dukes	77	1896	256	647	.396	208	291	.715	803	125	327	20	720	9.4
George Lee	75	1351	179	500	.358	213	280	.761	349	64	128	1	571	7.6
Jackie Moreland	74	1219	205	487	.421	139	186	.747	427	76	179	2	549	7.4
Willie Jones	69	1006	177	475	.373	64	101	.634	177	115	137	1	418	6.1
Johnny Egan	58	696	128	301	.425	64	84	.762	86	102	64	0	320	5.5
Shellie McMillon	14	140	26	83	.313	20	36	.556	64	6	37	0	72	5.1
Chuck Noble	26	361	32	113	.283	8	15	.533	43	63	55	1	72	2.8
<b>PISTONS</b>	<b>80</b>	<b>-</b>	<b>3641</b>	<b>3461</b>	<b>.430</b>	<b>2226</b>	<b>2941</b>	<b>.729</b>	<b>5823</b>	<b>1743</b>	<b>2040</b>	<b>46</b>	<b>9234</b>	<b>115.1</b>

1961-62 GAME-BY-GAME

DATE	OPPONENT	RESULT	RECORD	DATE	OPPONENT	RESULT	RECORD
10-21	at Boston	L, 102-127	0-1	1-10	PHILADELPHIA	L, 110-113	18-24
10-25	L.A. LAKERS	L, 116-120	0-2	1-12	at Chicago	W, 102-99	19-24
10-27	at L.A. Lakers	L, 118-128	0-3	1-13	CINCINNATI	L, 112-119	19-25
10-28	at L.A. Lakers	L, 126-135	0-4	1-14	n-L.A. Lakers	W, 118-108	20-25
11-1	NEW YORK	W, 111-95	1-4	1-17	BOSTON	L, 116-126	20-26
11-4	at Philadelphia	L, 132-135	1-5	1-19	n-Philadelphia	L, 125-136	20-27
11-8	PHILADELPHIA	L, 128-132	1-6	1-20	at Philadelphia	L, 107-123	20-28
11-9	n-Boston	W, 116-110	2-6	1-21	at Boston	W, 124-120	21-28
11-10	at New York	W, 124-118	3-6	1-22	n-Cincinnati	L, 106-115	21-29
11-11	at St. Louis	L, 119-132	3-7	1-24	SYRACUSE	W, 111-102	22-29
11-15	ST. LOUIS	W, 127-122	4-7	1-25	n-Syracuse	W, 101-100	23-29
11-18	CHICAGO	W, 119-112	5-7	1-27	NEW YORK	W, 115-107	24-29
11-19	n-Cincinnati	L, 112-128	5-8	1-28	at St. Louis	L, 97-110	24-30
11-21	n-L.A. Lakers	W, 108-102	6-8	1-31	L.A. LAKERS	L, 122-123 (OT)	24-31
11-24	n-St. Louis	W, 142-135	7-8	2-2	at Chicago	L, 96-112	24-32
11-25	L.A. LAKERS	W, 104-103	8-8	2-3	n-Chicago	W, 116-109	25-32
11-26	BOSTON	L, 101-107	8-9	2-4	ST. LOUIS	W, 121-113	26-32
11-28	n-Boston	L, 108-116	8-10	2-6	at Cincinnati	W, 119-118	27-32
12-1	at St. Louis	L, 116-119	8-11	2-7	CINCINNATI	W, 113-107	28-32
12-2	ST. LOUIS	W, 118-109	9-11	2-11	at Syracuse	L, 116-132	28-33
12-6	NEW YORK	W, 133-97	10-11	2-14	PHILADELPHIA	W, 119-110	29-33
12-8	n-Chicago	W, 133-107	11-11	2-16	L.A. LAKERS	W, 127-121	30-33
12-9	L.A. LAKERS	L, 107-114	11-12	2-17	at Cincinnati	W, 123-118	31-33
12-12	n-Philadelphia	L, 109-132	11-13	2-18	ST. LOUIS	W, 119-112	32-33
12-14	at Cincinnati	W, 107-103	12-13	2-20	at New York	L, 103-110	32-34
12-16	CINCINNATI	L, 110-121	12-14	2-21	at St. Louis	W, 126-123	33-34
12-17	n-L.A. Lakers	L, 116-122	12-15	2-23	CINCINNATI	L, 120-134	33-35
12-19	n-Syracuse	L, 111-124	12-16	2-25	at L.A. Lakers	L, 99-128	33-36
12-20	PHILADELPHIA	L, 102-117	12-17	2-27	at L.A. Lakers	L, 100-107	33-37
12-23	n-Cincinnati	W, 134-125	13-17	2-28	n-New York	L, 109-119	33-38
12-25	n-Chicago	L, 97-118	13-18	3-2	n-Cincinnati	L, 112-120	33-39
12-26	n-Chicago	L, 101-108	13-19	3-3	SYRACUSE	L, 114-128	33-40
12-27	CHICAGO	W, 121-93	14-19	3-4	n-Chicago	W, 133-116	34-40
12-29	at Cincinnati	W, 131-116	15-19	3-7	n-New York	W, 119-112	35-40
12-30	at Syracuse	L, 108-109	15-20	3-9	BOSTON	L, 111-130	35-41
1-1	ST. LOUIS	L, 139-145	15-21	3-10	at Syracuse	L, 111-128	35-42
1-2	at New York	L, 104-110	15-22	3-11	at St. Louis	L, 123-126	35-43
1-3	BOSTON	W, 112-103	16-22	3-12	n-Chicago	W, 121-116	36-43
1-5	n-Syracuse	W, 138-135 (OT)	17-22	3-14	SYRACUSE	W, 105-102	37-43
1-6	n-New York	L, 111-115	17-23				
1-9	n-St. Louis	W, 122-113	18-23				

(Home games in CAPS; n-neutral site)

1962-63 REGULAR SEASON (34-46)

PLAYER	G	MIN	FGM	FGA	PCT	FTM	FTA	PCT	REB	AST	PF	DQ	PTS	PPG
Bailey Howell	79	2971	637	1235	.516	519	650	.798	910	232	300	9	1793	22.7
Don Ohl	80	2961	636	1450	.439	275	380	.724	239	325	234	3	1547	19.3
Ray Scott	76	2538	460	1110	.414	308	457	.674	772	191	263	9	1228	16.2
Bob Ferry	79	2479	426	984	.433	220	339	.649	537	170	246	1	1072	13.6
Dave DeBusschere	80	2352	406	944	.430	206	287	.718	694	207	247	2	1018	12.7
Willie Jones	79	1470	305	730	.418	118	164	.720	233	188	207	4	728	9.2
Jackie Moreland	78	1516	271	622	.436	145	214	.678	449	114	226	5	687	8.8
Kevin Loughery	57	845	146	397	.368	71	100	.710	109	104	135	1	363	6.4
Johnny Egan	46	752	110	296	.372	53	69	.768	59	114	70	0	273	5.9
Walter Dukes	62	913	83	255	.325	101	137	.737	360	55	183	5	267	4.3
Danny Doyle	4	25	6	12	.500	4	5	.800	8	3	4	0	16	4.0
Darrall Imhoff	45	458	48	153	.314	24	50	.480	155	28	66	1	120	2.7
<b>PISTONS</b>	<b>80</b>	<b>-</b>	<b>3534</b>	<b>8188</b>	<b>.432</b>	<b>2044</b>	<b>2852</b>	<b>.717</b>	<b>5315</b>	<b>1731</b>	<b>2181</b>	<b>40</b>	<b>9112</b>	<b>113.9</b>

1962-63 GAME-BY-GAME

DATE	OPPONENT	RESULT	RECORD	DATE	OPPONENT	RESULT	RECORD
10-16	n-L.A. Lakers	L, 106-122	0-1	1-5	ST. LOUIS	W, 92-90	15-26
10-20	at St. Louis	L, 111-120	0-2	1-6	at New York	W, 103-102	16-26
10-23	at San Francisco	L, 113-140	0-3	1-8	n-New York	W, 109-93	17-26
10-26	at San Francisco	L, 131-132 (OT)	0-4	1-9	L.A. LAKERS	L, 115-123	17-27
10-27	at L.A. Lakers	L, 118-134	0-5	1-11	CHICAGO	W, 116-112	18-27
10-31	BOSTON	L, 100-115	0-6	1-12	n-Syracuse	W, 146-115	19-27
11-3	at Boston	L, 114-125	0-7	1-13	at Syracuse	L, 114-148	19-28
11-8	CINCINNATI	W, 116-114	1-7	1-21	at L.A. Lakers	L, 94-124	19-29
11-10	at Cincinnati	L, 124-135	1-8	1-22	at San Francisco	W, 115-107	20-29
11-11	at St. Louis	L, 100-117	1-9	1-23	at L.A. Lakers	L, 119-123	20-30
11-13	n-Cincinnati	L, 109-127	1-10	1-24	n-San Francisco	L, 114-138	20-31
11-14	SAN FRANCISCO	W, 123-115	2-10	1-25	at Chicago	W, 113-111	21-31
11-17	n-New York	W, 121-113 (OT)	3-10	1-31	n-L.A. Lakers	L, 122-127	21-32
11-18	L.A. LAKERS	L, 98-116	3-11	2-1	L.A. LAKERS	L, 109-119	21-33
11-21	SYRACUSE	L, 120-122	3-12	2-3	at Boston	L, 128-137	21-34
11-22	at St. Louis	L, 91-106	3-13	2-5	n-St. Louis	L, 105-120	21-35
11-23	ST. LOUIS	L, 93-121	3-14	2-6	SAN FRANCISCO	L, 116-117	21-36
11-24	at Chicago	L, 103-124	3-15	2-8	SYRACUSE	L, 135-162	21-37
11-27	n-Boston	L, 115-125	3-16	2-10	at St. Louis	W, 102-95	22-37
11-28	NEW YORK	W, 143-101	4-16	2-12	SAN FRANCISCO	W, 120-115	23-37
12-1	n-New York	W, 117-115	5-16	2-13	at San Francisco	W, 134-132 (OT)	24-37
12-4	n-Syracuse	W, 130-129	6-16	2-14	at L.A. Lakers	L, 111-128	24-38
12-5	BOSTON	L, 93-106	6-17	2-16	CINCINNATI	L, 99-110	24-39
12-7	SAN FRANCISCO	W, 123-116	7-17	2-17	at Syracuse	L, 124-143	24-40
12-8	at New York	L, 78-87	7-18	2-19	at New York	W, 121-112	25-40
12-9	n-St. Louis	W, 123-119	8-18	2-20	BOSTON	L, 113-117	25-41
12-10	n-Chicago	W, 109-100	9-18	2-22	SYRACUSE	W, 126-117	26-41
12-12	NEW YORK	W, 115-106	10-18	2-23	at Cincinnati	W, 105-102	27-41
12-13	n-Boston	L, 93-103	10-19	2-24	n-Cincinnati	W, 119-110	28-41
12-15	ST. LOUIS	L, 94-112	10-20	2-25	n-L.A. Lakers	L, 107-113	28-42
12-16	n-Chicago	L, 106-110	10-21	2-28	CHICAGO	W, 112-104	29-42
12-18	n-Chicago	L, 110-113	10-22	3-1	n-St. Louis	W, 115-113	30-42
12-19	CHICAGO	W, 115-113	11-22	3-2	at Syracuse	L, 128-152	30-43
12-21	SAN FRANCISCO	L, 113-122	11-23	3-3	SYRACUSE	L, 123-127	30-44
12-22	n-Chicago	W, 122-110	12-23	3-5	n-San Francisco	W, 111-102	31-44
12-25	at Cincinnati	L, 120-131	12-24	3-7	BOSTON	L, 104-115	31-45
12-26	at Chicago	W, 123-116	13-24	3-8	n-San Francisco	W, 131-123 (OT)	32-45
12-30	L.A. LAKERS	L, 130-135	13-25	3-10	L.A. LAKERS	W, 124-116	33-45
1-2	CINCINNATI	W, 138-118	14-25	3-13	NEW YORK	W, 112-89	34-45
1-4	n-St. Louis	L, 100-121	14-26	3-17	at St. Louis	L, 105-119	34-46

(Home games in CAPS; n-neutral site)



1963-64 REGULAR SEASON (23-57)

PLAYER	G	MIN	FGM	FGA	PCT	FTM	FTA	PCT	REB	AST	PF	DQ	PTS	PPG
Bailey Howell	77	2700	598	1267	.472	470	581	.809	776	205	290	9	1666	21.6
Ray Scott	80	2964	539	1307	.412	328	456	.719	1078	244	296	7	1406	17.6
Don Ohl	71	2366	500	1224	.408	225	331	.680	180	225	219	3	1225	17.3
Johnny Egan	24	838	105	256	.410	57	68	.838	62	116	(181)	(3)	267	11.1
Reggie Harding	39	1158	184	460	.400	61	98	.622	410	52	119	1	429	11.0
Bob Ferry	74	1522	298	670	.445	186	279	.667	428	94	174	2	782	10.6
Jackie Moreland	78	1780	272	639	.426	164	210	.781	405	121	268	9	708	9.1
Donnis Butcher	52	1553	165	392	.421	117	190	.616	262	178	(249)	(4)	447	8.6
Dave DeBusschere	15	304	52	133	.391	25	43	.581	105	23	32	1	129	8.6
Willie Jones	77	1539	265	680	.390	100	141	.709	253	172	211	5	630	8.2
Larry Staverman	20	380	44	82	.537	26	41	.634	69	12	50	2	114	5.7
Eddie Miles	60	811	131	371	.353	62	87	.713	95	58	92	0	324	5.4
Bob Duffy	42	552	88	207	.425	38	56	.679	54	74	(48)	0	214	5.1
Darrall Imhoff	58	871	104	251	.414	69	114	.605	283	56	167	5	277	4.8
Kevin Loughery	1	2	1	4	.250	0	0	.000	0	0	2	0	2	2.0
<b>PISTONS</b>	<b>80</b>	<b>—</b>	<b>3346</b>	<b>7943</b>	<b>.421</b>	<b>1928</b>	<b>2685</b>	<b>.718</b>	<b>5145</b>	<b>1633</b>	<b>2235</b>	<b>50</b>	<b>8620</b>	<b>107.8</b>

(-)includes totals with two or more teams

1963-64 GAME-BY-GAME

DATE	OPPONENT	RESULT	RECORD	DATE	OPPONENT	RESULT	RECORD
10-16	PHILADELPHIA	L, 115-117	0-1	1-20	at L.A. Lakers	W, 118-107	11-31
10-19	at Philadelphia	W, 124-121	1-1	1-21	at San Francisco	L, 88-100	11-32
10-23	L.A. LAKERS	L, 116-124	1-2	1-22	at L.A. Lakers	L, 101-110	11-33
10-26	at St. Louis	L, 103-127	1-3	1-23	at San Francisco	L, 93-125	11-34
10-30	BOSTON	L, 102-108	1-4	1-25	ST. LOUIS	L, 98-107	11-35
11-2	at Boston	L, 109-117	1-5	1-26	at St. Louis	L, 104-106	11-36
11-6	PHILADELPHIA	W, 119-101	2-5	1-28	L.A. LAKERS	W, 93-92	12-36
11-9	at Cincinnati	L, 109-118	2-6	1-30	SAN FRANCISCO	W, 109-100	13-36
11-11	n-L.A. Lakers	W, 116-109	3-6	2-1	at Baltimore	W, 112-111	14-36
11-15	at San Francisco	W, 101-98	4-6	2-4	at San Francisco	L, 79-118	14-37
11-16	at L.A. Lakers	L, 95-115	4-7	2-5	at L.A. Lakers	L, 85-111	14-38
11-17	at San Francisco	L, 96-120	4-8	2-6	n-San Francisco	L, 97-104	14-39
11-19	n-Cincinnati	L, 102-127	4-9	2-7	at L.A. Lakers	W, 111-103	15-39
11-20	CINCINNATI	W, 124-118	5-9	2-9	at Cincinnati	L, 107-135	15-40
11-23	at New York	L, 99-108	5-10	2-11	SAN FRANCISCO	L, 118-128 (OT)	15-41
11-27	ST. LOUIS	L, 105-113	5-11	2-12	n-Cincinnati	L, 121-147	15-42
11-28	at St. Louis	L, 101-118	5-12	2-14	at Philadelphia	L, 123-130	15-43
11-29	L.A. LAKERS	L, 111-127	5-13	2-15	at Baltimore	L, 122-124	15-44
11-30	n-Baltimore	L, 101-120	5-14	2-16	BALTIMORE	L, 99-111	15-45
12-1	n-Philadelphia	L, 121-132	5-15	2-18	n-San Francisco	L, 98-108	15-46
12-4	NEW YORK	L, 119-120	5-16	2-19	n-L.A. Lakers	W, 116-115	16-46
12-6	ST. LOUIS	W, 112-108 (OT)	6-16	2-20	L.A. LAKERS	L, 101-106	16-47
12-11	CINCINNATI	L, 107-127	6-17	2-22	NEW YORK	L, 119-125 (OT)	16-48
12-14	at St. Louis	L, 92-104	6-18	2-23	at Baltimore	L, 104-129	16-49
12-17	at New York	W, 107-103	7-18	2-24	BOSTON	W, 115-113	17-49
12-18	BALTIMORE	L, 107-124	7-19	2-26	PHILADELPHIA	L, 122-130	17-50
12-21	ST. LOUIS	L, 91-100	7-20	2-28	n-New York	W, 112-110	18-50
12-26	at Baltimore	L, 108-110	7-21	2-29	n-Boston	L, 108-115	18-51
12-27	n-Philadelphia	L, 107-119	7-22	3-1	SAN FRANCISCO	L, 86-100	18-52
12-29	n-L.A. Lakers	L, 128-140	7-23	3-5	n-Baltimore	W, 125-120	19-52
12-30	n-San Francisco	W, 114-112 (OT)	8-23	3-7	BOSTON	L, 94-112	19-53
1-2	n-Cincinnati	L, 111-112	8-24	3-8	at Boston	L, 118-128	19-54
1-5	at St. Louis	L, 99-116	8-25	3-10	CINCINNATI	W, 114-103	20-54
1-8	BALTIMORE	L, 99-106	8-26	3-12	n-Boston	L, 120-140	20-55
1-9	n-Baltimore	W, 125-115	9-26	3-13	n-Philadelphia	W, 133-122	21-55
1-11	ST. LOUIS	L, 107-112	9-27	3-14	NEW YORK	W, 126-124	22-55
1-12	at Cincinnati	L, 88-120	9-28	3-15	at New York	L, 125-139	22-56
1-15	SAN FRANCISCO	L, 79-89	9-29	3-17	at St. Louis	L, 99-115	22-57
1-16	n-New York	L, 116-124	9-30	3-18	ST. LOUIS	W, 126-96	23-57
1-17	n-New York	W, 101-99	10-30				
1-18	BOSTON	L, 115-121	10-31				

(Home games in CAPS; n-neutral site)

1964-65 REGULAR SEASON (31-49)

PLAYER	G	MIN	FGM	FGA	PCT	FTM	FTA	PCT	REB	AST	PF	DQ	PTS	PPG
Terry Dischinger	80	2698	568	1153	.493	320	424	.755	479	198	253	5	1456	18.2
Dave DeBusschere	79	2769	508	1196	.425	306	437	.700	874	253	242	5	1322	16.7
Ray Scott	66	2167	402	1092	.368	220	314	.701	634	239	209	5	1024	15.5
Eddie Miles	76	2074	439	994	.442	166	223	.744	258	157	201	1	1044	13.7
Reggie Harding	78	2699	405	987	.410	128	209	.612	906	179	258	5	938	12.0
Rod Thorn	74	1770	320	750	.427	176	243	.724	266	161	122	0	816	11.0
Joe Caldwell	66	1543	290	776	.374	129	210	.614	441	118	171	3	709	10.7
Don Kojis	65	836	180	416	.433	62	98	.633	243	63	115	1	422	6.5
Donnis Butcher	71	1157	143	353	.405	126	204	.618	200	122	183	4	412	5.8
Jackie Moreland	54	732	103	296	.348	66	104	.635	183	69	151	4	272	5.0
Willie Jones	12	101	21	52	.404	2	6	.333	10	7	13	0	44	3.7
Bob Duffy	4	26	4	11	.364	6	7	.857	4	5	4	0	14	3.5
Hub Reed	62	753	84	221	.380	40	58	.690	206	38	136	2	208	3.4
<b>PISTONS</b>	<b>80</b>	<b>—</b>	<b>3467</b>	<b>8297</b>	<b>.418</b>	<b>1747</b>	<b>2537</b>	<b>.689</b>	<b>5394</b>	<b>1609</b>	<b>2058</b>	<b>35</b>	<b>8681</b>	<b>108.5</b>

1964-65 GAME-BY-GAME

DATE	OPPONENT	RESULT	RECORD	DATE	OPPONENT	RESULT	RECORD
10-16	at Philadelphia	L, 113-125	0-1	1-6	BALTIMORE	L, 121-129	14-27
10-17	at Boston	L, 81-112	0-2	1-7	at Baltimore	L, 105-110	14-28
10-21	SAN FRANCISCO	W, 108-104	1-2	1-9	at New York	W, 116-115	15-28
10-22	n-Boston	L, 102-104	1-3	1-10	at Cincinnati	L, 114-140	15-29
10-24	at New York	W, 118-108 (OT)	2-3	1-11	n-L.A. Lakers	W, 128-127	16-29
10-25	n-New York	L, 95-108	2-4	1-14	L.A. LAKERS	L, 100-104	16-30
10-30	BOSTON	L, 90-106	2-5	1-18	n-Philadelphia	L, 95-109	16-31
10-31	at St. Louis	L, 99-107	2-6	1-19	n-Philadelphia	W, 103-97	17-31
11-1	at Cincinnati	L, 101-114	2-7	1-20	CINCINNATI	L, 90-102	17-32
11-4	BALTIMORE	L, 108-121	2-8	1-22	n-Philadelphia	L, 103-109 (OT)	17-33
11-7	at Boston	L, 113-130	2-9	1-23	at Cincinnati	W, 105-102	18-33
11-10	n-Baltimore	W, 119-117	3-9	1-26	n-Philadelphia	W, 107-105	19-33
11-12	SAN FRANCISCO	W, 121-99	4-9	1-27	BALTIMORE	W, 122-108	20-33
11-15	L.A. LAKERS	L, 105-111	4-10	1-29	n-New York	L, 99-106	20-34
11-18	PHILADELPHIA	W, 124-111	5-10	1-30	ST. LOUIS	W, 121-97	21-34
11-20	at Baltimore	W, 106-105	6-10	1-31	at St. Louis	W, 110-107	22-34
11-21	at St. Louis	L, 94-100	6-11	2-2	n-L.A. Lakers	W, 121-118	23-34
11-22	at San Francisco	W, 99-97	7-11	2-3	SAN FRANCISCO	W, 111-106	24-34
11-25	at L.A. Lakers	L, 117-130	7-12	2-5	NEW YORK	L, 112-118 (OT)	24-35
11-27	at L.A. Lakers	L, 111-117	7-13	2-6	at New York	L, 106-109	24-26
11-28	PHILADELPHIA	L, 93-101	7-14	2-7	BALTIMORE	W, 119-112	25-36
12-1	n-Cincinnati	L, 107-129	7-15	2-10	BOSTON	L, 106-117	25-37
12-2	CINCINNATI	W, 125-115	8-15	2-11	n-Cincinnati	L, 109-130	25-38
12-4	at Philadelphia	L, 106-119	8-16	2-13	at Baltimore	L, 107-123	25-39
12-5	NEW YORK	W, 111-100	9-16	2-16	at San Francisco	W, 114-106	26-39
12-8	at New York	W, 102-100	10-16	2-18	n-San Francisco	W, 107-106	27-39
12-9	CINCINNATI	L, 114-122	10-17	2-20	ST. LOUIS	L, 98-110	27-40
12-11	at San Francisco	W, 104-100	11-17	2-21	at St. Louis	L, 107-112	27-41
12-12	at San Francisco	L, 107-124	11-18	2-24	PHILADELPHIA	W, 106-104	28-41
12-13	at L.A. Lakers	L, 115-116	11-19	2-27	CINCINNATI	W, 117-115	29-41
12-15	L.A. LAKERS	W, 131-116	12-19	3-1	n-Cincinnati	W, 130-110	30-41
12-16	L.A. LAKERS	L, 120-126 (OT)	12-20	3-3	SAN FRANCISCO	W, 110-107	31-41
12-18	ST. LOUIS	W, 114-108	13-20	3-4	n-San Francisco	L, 110-115	31-42
12-19	at Baltimore	L, 99-104	13-21	3-6	NEW YORK	L, 93-96	31-43
12-25	n-Boston	L, 106-118	13-22	3-7	at Baltimore	L, 105-111	31-44
12-27	n-Boston	L, 106-112	13-23	3-10	BOSTON	L, 106-124	31-45
12-28	n-New York	W, 123-117	14-23	3-11	n-Boston	L, 100-112	31-46
12-30	ST. LOUIS	L, 120-125	14-24	3-13	at Philadelphia	L, 116-131	31-47
1-2	BOSTON	L, 89-101	14-25	3-16	L.A. LAKERS	L, 99-100	31-48
1-5	n-St. Louis	L, 108-109	14-26	3-20	at St. Louis	L, 98-107	31-49

(Home games in CAPS; n-neutral site)



1965-66 REGULAR SEASON (22-58)

PLAYER	G	MIN	FGM	FGA	PCT	FTM	FTA	PCT	REB	AST	PF	DQ	PTS	PPG
Eddie Miles	80	2788	634	1418	.447	298	402	.741	302	221	203	2	1566	19.6
Ray Scott	79	2652	544	1309	.416	323	435	.743	755	238	209	1	1411	17.9
Dave DeBusschere	79	2696	524	1284	.408	249	378	.659	916	209	252	5	1297	16.4
Rod Thorn	27	815	143	343	.417	90	123	.732	101	64	67	0	376	13.9
Tom Van Arsdale	79	2041	312	834	.374	209	290	.721	309	205	251	1	833	10.5
Joe Caldwell	33	716	143	338	.423	60	88	.682	190	65	63	0	346	10.5
Joe Strawder	79	2180	250	613	.408	176	256	.688	820	78	305	10	676	8.6
John Tresvant	46	756	134	322	.416	115	158	.728	279	62	136	2	383	8.3
Bill Buntin	42	713	118	299	.395	88	143	.615	252	36	119	4	324	7.7
Charles Vaughn	37	774	110	282	.390	60	82	.732	63	104	60	0	280	7.6
Ron Reed	57	997	186	524	.355	54	100	.540	339	92	133	1	426	7.5
John Barnhill	45	926	139	363	.383	59	98	.602	112	113	76	0	337	7.5
Don Kojis	60	783	182	439	.415	76	141	.539	260	42	94	0	440	7.3
Donnis Butcher	15	285	45	96	.469	18	34	.529	33	30	40	1	108	7.2
Bob Warlick	10	78	11	38	.289	2	6	.333	16	10	8	0	24	2.4
<b>PISTONS</b>	<b>80</b>	<b>—</b>	<b>3475</b>	<b>8502</b>	<b>.409</b>	<b>1877</b>	<b>2734</b>	<b>.687</b>	<b>5427</b>	<b>1569</b>	<b>2016</b>	<b>27</b>	<b>8827</b>	<b>110.3</b>

1965-66 GAME-BY-GAME

DATE	OPPONENT	RESULT	RECORD	DATE	OPPONENT	RESULT	RECORD
10-16	at New York	L, 103-111	0-1	1-12	PHILADELPHIA	W, 129-111	12-30
10-20	NEW YORK	W, 116-103	1-1	1-15	BALTIMORE	W, 122-117	13-30
10-23	at Phila delphia	L, 103-120	1-2	1-16	at Cincinnati	L, 106-108	13-31
10-26	BALTIMORE	L, 98-117	1-3	1-18	n-Boston	W, 116-115	14-31
10-27	at Baltimore	W, 108-107	2-3	1-19	n-Philadelphia	L, 93-110	14-32
10-29	BOSTON	W, 108-106	3-3	1-20	n-St. Louis	L, 92-103	14-33
10-30	at St. Louis	L, 95-122	3-4	1-21	ST. LOUIS	W, 117-108	15-33
10-31	at Cincinnati	L, 107-113	3-5	1-25	at New York	L, 100-115	15-34
11-3	PHILADELPHIA	W, 110-100	4-5	1-26	L.A. LAKERS	L, 110-126	15-35
11-5	CINCINNATI	L, 114-120	4-6	1-27	n-Boston	L, 112-131	15-36
11-6	at San Francisco	L, 100-110	4-7	1-28	at Boston	W, 108-105	16-36
11-9	at San Francisco	L, 102-107	4-8	1-30	at Philadelphia	L, 98-117	16-37
11-10	at L.A. Lakers	L, 125-1233	4-9	2-1	n-Boston	L, 81-100	16-38
11-12	SAN FRANCISCO	L, 102-103	4-10	2-2	BOSTON	W, 99-93	17-38
11-13	at Boston	L, 93-122	4-11	2-4	NEW YORK	L, 113-115	17-39
11-16	at New York	L, 95-120	4-12	2-7	n-Cincinnati	W, 124-118	18-39
11-19	NEW YORK	L, 109-116	4-13	2-8	n-San Francisco	L, 103-113	18-40
11-20	at St. Louis	L, 101-110	4-14	2-9	PHILADELPHIA	L, 91-108	18-41
11-23	n-Cincinnati	W, 118-115	5-14	2-11	n-New York	L, 107-122	18-42
11-24	BALTIMORE	W, 130-124	6-14	2-12	at Cincinnati	L, 116-143	18-43
11-26	n-Boston	L, 114-134	6-15	2-14	n-Philadelphia	L, 123-149	18-44
11-28	L.A. LAKERS	L, 110-128	6-16	2-15	at Baltimore	L, 105-114	18-45
12-1	ST. LOUIS	L, 101-110	6-17	2-18	NEW YORK	W, 120-118	19-45
12-4	BALTIMORE	W, 130-119	7-17	2-20	CINCINNATI	L, 129-133	19-46
12-8	SAN FRANCISCO	W, 115-113	8-17	2-22	n-Philadelphia	L, 112-122	19-47
12-10	at Phila delphia	W, 116-114	9-17	2-23	n-New York	L, 98-100	19-48
12-14	n-Baltimore	L, 129-142	9-18	2-26	L.A. LAKERS	L, 118-131	19-49
12-17	BOSTON	L, 112-114	9-19	2-27	at St. Louis	L, 114-125	19-50
12-18	at Baltimore	L, 114-143	9-20	2-28	n-St. Louis	L, 103-108	19-51
12-22	n-San Francisco	L, 104-114	9-21	3-1	n-Baltimore	W, 122-110	20-51
12-23	at L.A. Lakers	L, 112-122	9-22	3-2	SAN FRANCISCO	W, 131-118	21-51
12-25	at L.A. Lakers	L, 106-115	9-23	3-4	n-New York	L, 119-121	21-52
12-28	n-San Francisco	L, 107-120	9-24	3-6	CINCINNATI	L, 125-137	21-53
12-29	PHILADELPHIA	L, 112-113	9-25	3-11	at L.A. Lakers	W, 116-114	22-53
12-30	n-L.A. Lakers	W, 117-114	10-25	3-13	n-San Francisco	L, 119-121	22-54
1-1	at Baltimore	L, 112-116	10-26	3-15	at L.A. Lakers	L, 108-135	22-55
1-2	n-San Francisco	L, 113-136	10-27	3-17	BOSTON	L, 103-128	22-56
1-5	n-Cincinnati	L, 103-117	10-28	3-19	at St. Louis	L, 112-115	22-57
1-6	n-Cincinnati	L, 97-109	10-29	3-20	ST. LOUIS	L, 117-121	22-58
1-7	ST. LOUIS	W, 137-97	11-29				
1-9	L.A. LAKERS	L, 98-111	11-30				

(Home games in CAPS; n-neutral site)

1966-67 REGULAR SEASON (30-51)

PLAYER	G	MIN	FGM	FGA	PCT	FTM	FTA	PCT	REB	AST	PF	DQ	PTS	PPG
Dave Bing	80	2762	664	1522	.436	273	370	.738	359	330	217	2	1601	20.0
Dave DeBusschere	78	2897	531	1278	.415	361	512	.705	924	216	297	7	1423	18.2
Eddie Miles	81	2419	582	1363	.427	261	338	.772	298	181	216	2	1425	17.6
Ray Scott	45	1477	252	681	.370	156	206	.757	404	84	132	1	660	14.7
Tom Van Arsdale	79	2134	347	887	.391	272	347	.784	341	193	241	3	966	12.2
John Tresvant	68	1553	256	585	.438	164	234	.701	483	88	246	8	676	9.9
Joe Strawder	79	2156	281	660	.426	188	262	.718	791	82	344	19	750	9.5
Ron Reed	61	1248	223	600	.372	79	133	.594	423	81	145	2	525	8.6
Wayne Hightower	29	564	92	259	.355	64	86	.744	164	28	80	1	248	8.6
Reggie Harding	74	1367	172	383	.449	63	103	.612	455	94	164	2	407	5.5
Charles Vaughn	50	680	85	226	.376	50	74	.676	67	75	54	0	220	4.4
Dorie Murrey	35	311	33	82	.402	32	54	.593	102	12	57	2	98	2.8
Bob Hogsett	7	22	5	16	.313	6	6	1.000	3	1	5	0	16	2.3
<b>PISTONS</b>	<b>81</b>	<b>—</b>	<b>3523</b>	<b>8542</b>	<b>.412</b>	<b>1969</b>	<b>2725</b>	<b>.723</b>	<b>5511</b>	<b>1465</b>	<b>2198</b>	<b>49</b>	<b>9015</b>	<b>111.3</b>

1966-67 GAME-BY-GAME

DATE	OPPONENT	RESULT	RECORD	DATE	OPPONENT	RESULT	RECORD
10-15	at Cincinnati	L, 99-103	0-1	1-8	at St. Louis	L, 115-117	17-25
10-18	CINCINNATI	W, 114-112	1-1	1-13	n-Baltimore	W, 119-118	18-25
10-20	ST. LOUIS	L, 105-113	1-2	1-14	SAN FRANCISCO	L, 121-136	18-26
10-21	at San Francisco	L, 119-136	1-3	1-15	L.A. LAKERS	L, 116-127	18-27
10-23	n-San Francisco	W, 119-110	2-3	1-18	PHILADELPHIA	L, 105-113	18-28
10-28	n-Chicago	W, 129-117	3-3	1-20	at Chicago	L, 124-125 (OT)	18-29
10-29	BALTIMORE	W, 103-97	4-3	1-21	at Cincinnati	L, 108-122	18-30
10-30	n-L.A. Lakers	W, 124-121	5-3	1-24	at Chicago	W, 108-95	19-30
11-4	CINCINNATI	L, 115-120	5-4	1-25	BOSTON	L, 105-112	19-31
11-5	at New York	L, 104-115	5-5	1-26	n-Cincinnati	W, 118-110	20-31
11-8	n-Philadelphia	L, 100-118	5-6	1-27	at Boston	L, 106-112	20-32
11-10	at L.A. Lakers	W, 133-132 (OT)	6-6	1-31	n-San Francisco	L, 106-108	20-33
11-12	at L.A. Lakers	L, 88-144	6-7	2-1	NEW YORK	W, 104-101	21-33
11-13	at San Francisco	L, 96-135	6-8	2-3	n-New York	L, 111-124	21-34
11-14	at San Francisco	L, 104-115	6-9	2-4	at New York	L, 101-102	21-35
11-16	ST. LOUIS	L, 101-104	6-10	2-5	ST. LOUIS	W, 114-104	22-35
11-17	n-New York	W, 123-108	7-10	2-7	at Chicago	W, 98-90	23-35
11-18	L.A. LAKERS	W, 121-118	8-10	2-10	at Cincinnati	L, 104-133	23-36
11-19	at St. Louis	L, 87-105	8-11	2-11	CINCINNATI	L, 117-132	23-37
11-23	NEW YORK	W, 118-100	9-11	2-12	SAN FRANCISCO	W, 134-127	24-37
11-25	BOSTON	W, 107-105	10-11	2-15	PHILADELPHIA	L, 121-127	24-38
11-26	at Philadelphia	L, 123-131	10-12	2-16	n-Cincinnati	L, 110-122	24-39
11-29	n-Boston	W, 104-100	11-12	2-18	n-Baltimore	W, 118-113	25-39
11-30	PHILADELPHIA	L, 119-128	11-13	2-19	BALTIMORE	L, 104-131	25-40
12-2	at Boston	W, 119-116	12-13	2-21	at St. Louis	W, 112-109	26-40
12-3	CHICAGO	W, 104-98	13-13	2-24	L.A. LAKERS	W, 102-101	27-40
12-6	n-Boston	L, 111-130	13-14	2-27	n-St. Louis	L, 94-105	27-41
12-7	NEW YORK	L, 116-118	13-15	2-28	n-L.A. Lakers	L, 117-119	27-42
12-14	n-Chicago	L, 87-93	13-16	3-1	NEW YORK	W, 118-101	28-42
12-16	BALTIMORE	L, 113-121	13-17	3-3	n-Philadelphia	L, 103-129	28-43
12-17	n-Philadelphia	L, 105-120	13-18	3-5	at Philadelphia	L, 106-131	28-44
12-20	n-Boston	L, 113-116 (OT)	13-19	3-6	n-Boston	L, 103-127	28-45
12-23	at Chicago	W, 103-102	14-19	3-8	BALTIMORE	W, 120-113	29-45
12-25	at Baltimore	W, 129-127 (OT)	15-19	3-10	at L.A. Lakers	L, 103-118	29-46
12-26	NEW YORK	L, 109-114	15-20	3-12	at L.A. Lakers	W, 120-104	30-46
12-27	at Cincinnati	L, 123-131	15-21	3-13	at San Francisco	L, 109-135	30-47
12-30	n-Philadelphia	L, 113-137	15-22	3-15	CHICAGO	L, 91-98	30-48
1-2	n-St. Louis	L, 120-122	15-23	3-16	BOSTON	L, 109-132	30-49
1-3	n-Baltimore	W, 117-100	16-23	3-18	at St. Louis	L, 99-102	30-50
1-4	at Baltimore	W, 132-126 (2OT)	17-23	3-19	SAN FRANCISCO	L, 127-135	30-51
1-6	CHICAGO	L, 126-135	17-24				

(Home games in CAPS; n-neutral site)



1967-68 REGULAR SEASON (40-42)

PLAYER	G	MIN	FGM	FGA	PCT	FTM	FTA	PCT	REB	AST	PF	DQ	PTS	PPG
Dave Bing	79	3209	835	1893	.441	472	668	.707	373	509	254	2	2142	27.1
Happy Hairston	26	892	164	357	.459	162	226	.717	262	37	72	0	490	18.8
Eddie Miles	76	2303	561	1180	.475	282	369	.764	264	215	200	3	1404	18.5
Dave DeBusschere	80	3125	573	1295	.442	289	435	.664	1081	181	304	3	1435	17.9
John Tresvant	55	1671	275	597	.461	183	278	.658	540	114	239	15	733	13.3
Terry Dischinger	78	1936	394	797	.494	237	311	.762	483	114	247	6	1025	13.1
Len Chappell	57	999	220	428	.514	130	184	.707	346	48	113	1	570	10.0
Jimmy Walker	81	1585	289	733	.394	134	175	.766	135	226	204	1	712	8.8
Joe Strawder	73	2029	206	456	.452	139	215	.647	685	85	312	18	551	7.5
Tom Van Arsdale	50	832	114	307	.371	101	136	.743	132	79	119	3	329	6.6
Jim Fox	24	380	34	82	.415	30	52	.577	135	17	51	0	98	4.1
Paul Long	16	93	23	51	.451	11	15	.733	15	12	13	0	57	3.6
George Carter	1	5	1	2	.500	1	1	1.000	0	1	0	0	3	3.0
George Patterson	59	559	44	133	.331	32	38	.842	159	51	85	0	120	2.0
Sonny Dove	28	162	22	75	.293	12	26	.462	52	11	27	0	56	2.0
<b>PISTONS</b>	<b>82</b>	<b>—</b>	<b>3755</b>	<b>8386</b>	<b>.448</b>	<b>2215</b>	<b>3129</b>	<b>.708</b>	<b>5452</b>	<b>1700</b>	<b>2240</b>	<b>52</b>	<b>9725</b>	<b>118.6</b>

1967-68 GAME-BY-GAME

DATE	OPPONENT	RESULT	RECORD	DATE	OPPONENT	RESULT	RECORD
10-17	CINCINNATI	W, 131-108	1-0	1-6	at New York	L, 101-118	23-20
10-21	at Philadelphia	L, 111-116	1-1	1-9	n-San Francisco	W, 118-102	24-20
10-24	n-Philadelphia	L, 102-124	1-2	1-10	at San Diego	L, 118-122	24-21
10-25	CHICAGO	W, 107-99	2-2	1-12	at Boston	L, 126-148	24-22
10-27	BOSTON	L, 109-129	2-3	1-13	PHILADELPHIA	L, 106-115	24-23
10-28	at New York	W, 111-98	3-3	1-17	SAN FRANCISCO	W, 117-109	25-23
11-1	SAN FRANCISCO	L, 132-137	3-4	1-19	SEATTLE	W, 133-119	26-23
11-3	at Baltimore	W, 115-113	4-4	1-20	at Cincinnati	L, 120-128	26-24
11-4	BALTIMORE	W, 127-118	5-4	1-21	NEW YORK	L, 103-115	26-25
11-8	NEW YORK	W, 110-108	6-4	1-25	PHILADELPHIA	L, 108-123	26-26
11-9	n-Seattle	W, 119-118	7-4	1-27	LOS ANGELES	W, 125-119	27-26
11-10	ST. LOUIS	L, 140-143 (OT)	7-5	1-30	n-Cincinnati	L, 120-128	27-27
11-14	n-St. Louis	W, 124-107	8-5	1-31	at Baltimore	L, 108-113	27-28
11-15	PHILADELPHIA	W, 123-120	9-5	2-2	at Philadelphia	L, 121-131	27-29
11-18	at Chicago	L, 130-132	9-6	2-4	BALTIMORE	W, 117-115	28-29
11-19	at Seattle	L, 130-132 (OT)	9-7	2-6	n-San Diego	W, 120-93	29-29
11-20	n-Seattle	W, 120-118	10-7	2-8	at Chicago	L, 110-131	29-30
11-21	at San Francisco	L, 98-124	10-8	2-9	at Boston	L, 100-107	29-31
11-23	at Los Angeles	L, 120-132	10-9	2-10	BALTIMORE	L, 109-114	29-32
11-24	SAN DIEGO	W, 130-122	11-9	2-13	BOSTON	L, 115-127	29-33
11-25	at Cincinnati	W, 133-123	12-9	2-14	n-Boston	L, 96-118	29-34
11-28	at Boston	L, 111-118	12-10	2-18	SAN FRANCISCO	W, 123-104	30-34
11-29	LOS ANGELES	W, 127-123	13-10	2-20	n-Chicago	L, 121-124	30-35
12-2	BOSTON	W, 112-107	14-10	2-22	n-St. Louis	L, 128-151	30-36
12-5	n-San Diego	W, 111-110	15-10	2-23	at Philadelphia	L, 117-138	30-37
12-6	CHICAGO	W, 135-121	16-10	2-24	at Baltimore	L, 132-140	30-38
12-8	LOS ANGELES	L, 103-115	16-11	2-25	NEW YORK	L, 115-124	30-39
12-9	at New York	W, 124-121	17-11	3-1	ST. LOUIS	W, 131-121	31-39
12-12	at Baltimore	L, 117-140	17-12	3-2	at New York	L, 107-133	31-40
12-13	NEW YORK	W, 129-117	18-12	3-3	CHICAGO	W, 134-123	32-40
12-15	n-Cincinnati	L, 130-147	18-13	3-5	at Chicago	W, 121-119	33-40
12-16	CINCINNATI	L, 110-122	18-14	3-6	SAN DIEGO	W, 140-118	34-40
12-17	at San Diego	W, 140-122	19-14	3-8	at Cincinnati	W, 129-118	35-40
12-18	n-Seattle	L, 109-113	19-15	3-10	at St. Louis	W, 133-121	36-40
12-20	at San Francisco	L, 109-113	19-16	3-12	SEATTLE	W, 139-123	37-40
12-22	at Los Angeles	L, 105-133	19-17	3-15	at San Francisco	W, 122-118	38-40
12-23	at San Diego	W, 123-110	20-17	3-16	at Los Angeles	L, 108-135	38-41
12-26	ST. LOUIS	W, 127-110	21-17	3-17	at Los Angeles	L, 116-120	38-42
12-29	n-St. Louis	L, 111-122	21-18	3-18	at Seattle	W, 88-82	39-42
12-30	n-Philadelphia	L, 107-122	21-19	3-20	at Boston	W, 125-116	40-42
1-2	n-Baltimore	W, 114-112	22-19				
1-5	CINCINNATI	W, 142-141 (OT)	23-19				

(Home games in CAPS; n-neutral site)

1968-69 REGULAR SEASON (32-50)

PLAYER	G	MIN	FGM	FGA	PCT	FTM	FTA	PCT	REB	AST	PF	DQ	PTS	PPG
Dave Bing	77	3039	678	1594	.425	444	623	.713	382	546	256	3	1800	23.4
Walt Bellamy	53	2023	359	701	.512	276	416	.663	716	99	197	4	994	18.8
Happy Hairston	81	2889	530	1131	.469	404	553	.731	959	109	255	3	1464	18.1
Dave DeBusschere	29	1092	189	423	.447	94	130	.723	353	63	111	1	472	16.3
Eddie Miles	80	2252	441	983	.449	182	273	.667	283	180	201	0	1064	13.3
Howie Komives	53	1726	272	665	.409	138	178	.775	204	266	178	1	682	12.9
Jimmy Walker	69	1639	312	670	.466	182	229	.795	157	221	172	1	806	11.7
Terry Dischinger	75	1456	264	513	.515	130	178	.730	323	93	230	5	658	8.8
Otto Moore	74	1605	241	544	.443	88	168	.524	524	68	182	2	570	7.7
McCoy McLemore	50	910	141	356	.396	84	104	.808	236	44	113	3	366	7.3
Dave Gambee	25	302	60	142	.423	49	62	.790	78	15	60	0	169	6.8
Jim Fox	25	375	45	96	.469	34	53	.642	139	23	56	1	124	5.0
Sonny Dove	29	236	47	100	.470	24	36	.667	62	12	49	0	118	4.1
Rich Niemann	16	123	20	47	.426	8	10	.800	41	9	30	0	48	3.0
Bud Olsen	10	70	8	23	.348	4	12	.333	11	7	8	0	20	2.0
Cliff Williams	3	18	2	9	.222	0	0	.000	3	2	7	0	4	1.3
<b>PISTONS</b>	<b>82</b>	<b>—</b>	<b>3609</b>	<b>7997</b>	<b>.451</b>	<b>2141</b>	<b>3025</b>	<b>.708</b>	<b>4471</b>	<b>1757</b>	<b>2105</b>	<b>24</b>	<b>9359</b>	<b>114.1</b>

1968-69 GAME-BY-GAME

DATE	OPPONENT	RESULT	RECORD	DATE	OPPONENT	RESULT	RECORD
10-14	at Baltimore	L, 116-24	0-1	1-10	at Atlanta	L, 101-104	15-27
10-18	BOSTON	L, 88-106	0-2	1-11	CINCINNATI	W, 118-115	16-27
10-19	at Cincinnati	L, 115-127	0-3	1-12	at Cincinnati	W, 113-111	17-27
10-23	L.A. LAKERS	W, 117-110	1-3	1-17	MILWAUKEE	W, 123-108	18-27
10-25	PHILADELPHIA	W, 132-122	2-3	1-19	CHICAGO	W, 120-111	19-27
10-30	at Boston	W, 119-117	3-3	1-20	n-Milwaukee	L, 101-102	19-28
10-31	at Milwaukee	L, 118-134	3-4	1-22	L.A. LAKERS	W, 116-115	20-28
11-2	NEW YORK	W, 112-104	4-4	1-24	NEW YORK	W, 107-106	21-28
11-6	SEATTLE	W, 127-118	5-4	1-25	at Philadelphia	L, 106-124	21-29
11-8	SAN FRANCISCO	W, 122-118 (OT)	6-4	1-27	at Baltimore	L, 106-126	21-30
11-10	at Phoenix	L, 129-130 (OT)	6-5	1-29	SAN FRANCISCO	L, 126-133	21-31
11-13	at San Diego	L, 120-122	6-6	1-30	n-Seattle	W, 144-118	22-31
11-14	n-Phoenix	W, 111-109	7-6	1-31	at Chicago	W, 103-102	23-31
11-15	at San Francisco	L, 105-133	7-7	2-1	at Atlanta	L, 99-119	23-32
11-16	at Seattle	L, 119-123	7-8	2-2	BALTIMORE	L, 106-128	23-33
11-19	CINCINNATI	W, 121-107	8-8	2-4	n-Cincinnati	L, 114-125	23-34
11-21	ATLANTA	L, 121-129	8-9	2-5	CHICAGO	L, 108-120	23-35
11-23	BALTIMORE	L, 127-128	8-10	2-8	SAN DIEGO	W, 123-119 (OT)	24-35
11-26	n-San Diego	W, 134-120	9-10	2-12	BOSTON	L, 106-113	24-36
11-27	PHOENIX	W, 125-111	10-10	2-13	CHICAGO	L, 101-120	24-37
11-29	n-Cincinnati	L, 112-122	10-11	2-14	PHOENIX	W, 128-123	25-37
11-30	at New York	L, 108-120	10-12	2-16	at Seattle	L, 119-127	25-38
12-4	BALTIMORE	L, 106-112	10-13	2-18	at San Francisco	L, 114-121	25-39
12-6	at Boston	L, 106-108	10-14	2-19	at Seattle	W, 131-124	26-39
12-7	at Philadelphia	L, 106-140	10-15	2-20	ATLANTA	L, 87-97	26-40
12-10	at Chicago	L, 83-100	10-16	2-22	MILWAUKEE	L, 107-108	26-41
12-11	BOSTON	L, 106-108	10-17	2-24	at Baltimore	L, 119-123	26-42
12-14	PHOENIX	L, 118-123	10-18	2-27	n-Philadelphia	W, 126-123	27-42
12-18	SAN DIEGO	W, 124-112	11-18	2-28	BALTIMORE	L, 116-134	27-43
12-20	NEW YORK	L, 87-135	11-19	3-2	PHILADELPHIA	L, 112-126	27-44
12-21	at Atlanta	L, 110-120	11-20	3-4	at New York	L, 99-102	27-45
12-25	at Milwaukee	W, 119-113	12-20	3-5	NEW YORK	W, 128-120	28-45
12-26	L.A. LAKERS	L, 94-95	12-21	3-7	CINCINNATI	W, 114-105	29-45
12-28	SAN FRANCISCO	W, 131-102	13-21	3-9	MILWAUKEE	L, 121-126	29-46
12-29	at L.A. Lakers	L, 108-111	13-22	3-11	at L.A. Lakers	L, 121-126	29-47
12-31	at L.A. Lakers	W, 127-107	14-22	3-13	at San Diego	L, 105-120	29-48
1-3	ATLANTA	L, 106-128	14-23	3-14	at San Francisco	L, 110-114	29-49
1-4	at New York	L, 103-111	14-24	3-16	at San Diego	L, 111-120	29-50
1-5	at Philadelphia	L, 119-126	14-25	3-17	at Phoenix	W, 119-95	30-50
1-7	PHILADELPHIA	W, 117-114	15-25	3-21	SEATTLE	W, 110-104	31-50
1-8	at Boston	L, 104-113	15-26	3-23	CHICAGO	W, 158-114	32-50

(Home games in CAPS; n-neutral site)



1969-70 REGULAR SEASON (31-51)

PLAYER	G	MIN	FGM	FGA	PCT	FTM	FTA	PCT	REB	AST	PF	DQ	PTS	PPG
Dave Bing	70	2334	575	1295	.444	454	580	.783	299	418	196	0	1604	22.9
Jimmy Walker	81	2869	666	1394	.478	355	440	.807	242	248	203	4	1687	20.8
Eddie Miles	44	1243	231	531	.435	130	170	.765	173	82	99	0	592	13.5
Otto Moore	81	2523	383	805	.476	194	305	.636	900	104	232	3	960	11.9
Terry Dischinger	75	1754	342	650	.526	174	241	.722	369	106	213	5	858	11.4
Howie Komives	82	2418	363	878	.413	190	234	.812	193	312	247	2	916	11.2
Happy Hairston	15	282	57	103	.553	45	63	.714	88	11	36	0	159	10.6
Erwin Mueller	74	2284	287	614	.467	185	254	.728	469	199	186	1	759	10.3
Walt Bellamy	56	1173	210	384	.547	140	249	.562	397	55	163	3	560	10.0
McCoy McLemore	73	1421	233	500	.466	119	145	.821	336	83	159	3	585	8.0
Bob Quick	19	297	49	111	.441	37	53	.698	63	11	41	0	135	7.1
Steve Mix	18	276	48	100	.480	23	39	.590	64	15	31	0	119	6.6
Bill Hewitt	45	801	85	210	.405	38	63	.603	213	36	91	1	208	4.6
Paul Long	25	130	28	62	.452	27	38	.711	11	17	22	0	83	3.3
George Reynolds	10	44	8	19	.421	5	7	.714	14	12	10	0	21	2.1
Tom Workman	2	6	0	1	.000	0	0	.000	0	0	1	0	0	0.0
<b>PISTONS</b>	<b>82</b>	<b>—</b>	<b>3565</b>	<b>7657</b>	<b>.466</b>	<b>2116</b>	<b>2881</b>	<b>.734</b>	<b>3831</b>	<b>1709</b>	<b>1930</b>	<b>22</b>	<b>9246</b>	<b>112.8</b>

1969-70 GAME-BY-GAME

DATE	OPPONENT	RESULT	RECORD	DATE	OPPONENT	RESULT	RECORD
10-18	at Milwaukee	L, 110-119	0-1	1-7	n-Baltimore	L, 116-121	14-29
10-21	BOSTON	W, 98-97	1-1	1-10	SEATTLE	W, 129-128	15-29
10-24	NEW YORK	L, 92-116	1-2	1-12	n-Atlanta	W, 113-110	16-29
10-25	at Atlanta	W, 125-104	2-2	1-13	SAN FRANCISCO	W, 115-102	17-29
10-28	BALTIMORE	L, 110-125	2-3	1-14	at Boston	L, 116-120	17-30
10-30	MILWAUKEE	L, 81-102	2-4	1-16	NEW YORK	L, 102-104	17-31
11-1	SAN DIEGO	W, 130-114	3-4	1-18	L.A. LAKERS	W, 106-100	18-31
11-4	SEATTLE	L, 102-118	3-5	1-22	n-Baltimore	L, 115-119	18-32
11-7	PHILADELPHIA	W, 134-128 (2OT)	4-5	1-23	at Boston	W, 109-105 (OT)	19-32
11-8	at Milwaukee	L, 96-100	4-6	1-24	CHICAGO	W, 128-122	20-32
11-9	at Phoenix	L, 129-140	4-7	1-25	at Chicago	L, 111-120	20-33
11-11	at L.A. Lakers	W, 110-102	5-7	1-29	at New York	L, 106-127	20-34
11-12	at San Diego	L, 119-132	5-8	1-30	BALTIMORE	W, 129-117	21-34
11-13	at Seattle	L, 113-117	5-9	1-31	at Cincinnati	L, 115-117	21-35
11-15	at Cincinnati	W, 105-104	6-9	2-1	NEW YORK	L, 111-117	21-36
11-18	L.A. LAKERS	L, 114-125	6-10	2-2	n-Atlanta	L, 121-125	21-37
11-21	ATLANTA	L, 106-118	6-11	2-4	L.A. LAKERS	W, 125-109	22-37
11-25	n-Chicago	W, 104-103	7-11	2-6	at Baltimore	L, 148-153 (2OT)	22-38
11-26	CHICAGO	L, 109-129	7-12	2-7	SEATTLE	W, 113-109	23-38
11-28	at Philadelphia	L, 91-110	7-13	2-10	CINCINNATI	L, 115-117	23-39
11-29	at New York	W, 110-98	8-13	2-11	n-Cincinnati	L, 113-124	23-40
12-2	at San Francisco	L, 109-116	8-14	2-13	PHOENIX	W, 132-120	24-40
12-3	at San Francisco	W, 106-102	9-14	2-15	CHICAGO	W, 126-119	25-40
12-5	at L.A. Lakers	L, 109-128	9-15	2-19	n-Philadelphia	L, 114-133	25-41
12-7	at Phoenix	W, 118-113	10-15	2-20	at Baltimore	W, 122-119	26-41
12-8	at San Diego	W, 111-102	11-15	2-21	PHILADELPHIA	L, 110-112	26-42
12-9	at Seattle	L, 104-109	11-16	2-22	at Atlanta	W, 116-114	27-42
12-11	CINCINNATI	W, 119-116 (OT)	12-16	2-24	MILWAUKEE	W, 136-111	28-42
12-12	at Philadelphia	L, 111-125	12-17	2-25	at Philadelphia	L, 105-122	28-43
12-13	SAN FRANCISCO	L, 97-104	12-18	2-26	PHOENIX	L, 123-131	28-44
12-16	n-Boston	L, 98-117	12-19	2-27	at Milwaukee	L, 113-131	28-45
12-17	SAN DIEGO	L, 107-114	12-20	3-1	SAN FRANCISCO	W, 116-99	29-45
12-19	at Baltimore	L, 105-108	12-21	3-6	MILWAUKEE	L, 118-121	29-46
12-20	PHOENIX	W, 114-113	13-21	3-7	SAN DIEGO	W, 134-126	30-46
12-25	at New York	L, 111-112	13-22	3-10	BOSTON	W, 115-112	31-46
12-26	MILWAUKEE	L, 101-114	13-23	3-14	at Chicago	L, 96-111	31-47
12-29	CINCINNATI	L, 103-110	13-24	3-17	NEW YORK	L, 106-122	31-48
12-31	at Boston	L, 121-124	13-25	3-19	at San Diego	L, 118-132	31-49
1-2	BOSTON	L, 92-110	13-26	3-20	at L.A. Lakers	L, 111-117	31-50
1-3	at Phoenix	L, 109-114	13-27	3-21	ATLANTA	L, 126-130	31-51
1-4	n-Seattle	W, 116-110	14-27				
1-5	at San Francisco	L, 102-118	14-28				

(Home games in CAPS; n-neutral site)

1970-71 REGULAR SEASON (45-37)

PLAYER	G	MIN	FGM	FGA	PCT	FTM	FTA	PCT	REB	AST	PF	DQ	PTS	PPG
Dave Bing	82	3065	799	1710	.467	615	772	.797	364	408	228	4	2213	27.0
Jimmy Walker	79	2765	524	1201	.436	344	414	.831	207	268	173	0	1392	17.6
Bob Lanier	82	2017	504	1108	.455	273	376	.726	665	146	272	4	1281	15.6
Terry Dischinger	65	1855	304	568	.535	161	211	.763	339	113	189	2	769	11.8
Otto Moore	82	1926	310	696	.445	121	219	.553	700	88	182	0	741	9.0
Steve Mix	35	731	111	294	.378	68	89	.764	164	34	72	0	290	8.3
Howie Komives	82	1932	275	715	.385	121	151	.801	152	262	184	0	671	8.2
Bob Quick	56	1146	155	341	.455	138	176	.784	230	56	142	1	448	8.0
Bill Hewitt	62	1725	203	435	.467	69	120	.575	454	124	189	5	475	7.7
Erwin Mueller	52	1224	126	309	.408	60	108	.556	223	113	99	0	312	6.0
Terry Driscoll	69	1255	132	318	.415	108	154	.701	402	54	212	2	372	5.4
Harvey Marlatt	23	214	25	80	.313	15	18	.833	23	30	27	0	65	2.8
<b>PISTONS</b>	<b>82</b>	<b>—</b>	<b>3468</b>	<b>7730</b>	<b>.449</b>	<b>2093</b>	<b>2808</b>	<b>.745</b>	<b>3923</b>	<b>1696</b>	<b>1969</b>	<b>18</b>	<b>9029</b>	<b>110.1</b>
<b>OPPONENTS</b>	<b>82</b>	<b>—</b>	<b>3525</b>	<b>7713</b>	<b>.457</b>	<b>2040</b>	<b>2703</b>	<b>.755</b>	<b>4292</b>	<b>1912</b>	<b>2087</b>	<b>30</b>	<b>9090</b>	<b>110.9</b>

1970-71 GAME-BY-GAME

DATE	OPPONENT	RESULT	RECORD	DATE	OPPONENT	RESULT	RECORD
10-14	at Seattle	W, 123-117	1-0	1-6	SAN DIEGO	W, 100-99	28-15
10-16	at San Francisco	W, 120-106	2-0	1-8	CINCINNATI	W, 115-109	29-15
10-17	at Phoenix	W, 110-107	3-0	1-9	at Milwaukee	L, 110-118	29-16
10-20	MILWAUKEE	W, 115-114	4-0	1-10	L.A. LAKERS	W, 118-109	30-16
10-21	at Boston	W, 121-118	5-0	1-14	CLEVELAND	W, 108-106	31-16
10-22	ATLANTA	W, 120-101	6-0	1-15	at Buffalo	W, 99-97 (OT)	32-16
10-24	at Buffalo	W, 114-95	7-0	1-16	BOSTON	W, 121-118	33-16
10-26	SEATTLE	W, 142-111	8-0	1-19	SEATTLE	W, 106-102	34-16
10-28	at Baltimore	W, 109-103	9-0	1-22	PORTLAND	L, 112-123	34-17
10-31	at New York	L, 89-107	9-1	1-24	NEW YORK	L, 105-117	34-18
11-3	CINCINNATI	W, 115-112	10-1	1-27	SAN FRANCISCO	L, 112-127	34-19
11-4	at Atlanta	W, 117-105	11-1	1-29	SAN DIEGO	W, 131-104	35-19
11-5	BUFFALO	W, 121-109	12-1	1-31	n-Milwaukee	L, 104-131	35-20
11-7	at Chicago	L, 99-125	12-2	2-2	BALTIMORE	W, 116-113	36-20
11-11	L.A. LAKERS	L, 115-117	12-3	2-5	NEW YORK	W, 108-99	37-20
11-13	at L.A. Lakers	L, 109-122	12-4	2-7	at Baltimore	L, 105-108	37-21
11-14	at San Diego	L, 101-112	12-5	2-9	MILWAUKEE	L, 106-107	37-22
11-15	at Phoenix	L, 104-108	12-6	2-12	PHILADELPHIA	W, 118-109	38-22
11-17	PHILADELPHIA	L, 91-113	12-7	2-14	BOSTON	L, 108-110	38-23
11-19	PHOENIX	W, 112-110	13-7	2-16	BALTIMORE	W, 110-95	39-23
11-20	at Philadelphia	W, 120-112	14-7	2-19	at Chicago	L, 114-115 (OT)	39-24
11-21	at Cincinnati	L, 102-114	14-8	2-20	at New York	L, 94-108	39-25
11-24	SAN DIEGO	W, 111-104	15-8	2-21	CHICAGO	L, 112-125	39-26
11-25	at Milwaukee	L, 88-113	15-9	2-24	SAN FRANCISCO	L, 115-117	39-27
11-28	BOSTON	L, 98-121	15-10	2-26	at Buffalo	W, 127-122 (OT)	40-27
11-29	at Cleveland	W, 120-99	16-10	2-27	PHOENIX	L, 119-124	40-28
12-2	NEW YORK	W, 101-82	17-10	2-28	at Atlanta	W, 106-105	41-28
12-4	CHICAGO	W, 107-103	18-10	3-2	PORTLAND	W, 128-122	42-28
12-9	SAN FRANCISCO	L, 99-110	18-11	3-5	MILWAUKEE	L, 95-108	42-29
12-11	at Boston	W, 121-118 (OT)	19-11	3-6	at Philadelphia	L, 115-121	42-30
12-12	BUFFALO	L, 92-93	19-12	3-7	CLEVELAND	L, 100-104	42-31
12-13	at L.A. Lakers	W, 103-100	20-12	3-9	PHOENIX	L, 108-114	42-32
12-15	at Portland	W, 111-103	21-12	3-11	at Seattle	L, 97-130	42-33
12-17	at Phoenix	L, 114-117 (OT)	21-13	3-12	at Portland	W, 133-129	43-33
12-18	at San Diego	W, 129-116	22-13	3-13	at San Francisco	L, 109-116	43-34
12-20	n-Cincinnati	W, 136-125 (2OT)	23-13	3-14	at L.A. Lakers	L, 100-110	43-35
12-25	at Philadelphia	L, 100-105	23-14	3-17	at San Diego	L, 99-106	43-36
12-26	at Chicago	W, 117-114	24-14	3-19	BUFFALO	W, 111-105	44-36
12-29	ATLANTA	W, 99-97	25-14	3-20	at Cleveland	L, 103-114	44-37
12-30	at Cincinnati	W, 119-115	26-14	3-21	CHICAGO	W, 116-111	45-37
1-2	BALTIMORE	L, 99-108	26-15				
1-5	at Atlanta	W, 98-90	27-15				

(Home games in CAPS; n-neutral site)



1971-72 REGULAR SEASON (26-56)

PLAYER	G	MIN	FGM	FGA	PCT	FTM	FTA	PCT	REB	AST	PF	DQ	PTS	PPG
Bob Lanier	80	3092	834	1690	.493	388	505	.768	1132	248	297	6	2056	25.7
Dave Bing	45	1936	369	891	.414	278	354	.785	186	317	138	3	1016	22.6
Jimmy Walker	78	3083	634	1386	.457	397	480	.827	231	315	198	2	1665	21.3
Curtis Rowe	82	2661	369	802	.460	192	287	.669	699	99	171	1	930	11.3
Terry Dischinger	79	2062	295	574	.514	156	200	.780	338	92	289	7	746	9.4
Howie Komives	79	2071	262	702	.373	164	203	.808	172	291	196	9	688	8.7
Willie Norwood	78	1272	222	440	.505	140	215	.651	316	43	229	4	584	7.5
Bob Quick	18	204	39	82	.476	34	45	.756	51	11	29	0	112	6.2
Jim Davis	52	684	121	251	.482	64	98	.653	196	38	106	1	306	5.9
Harvey Marlatt	31	506	60	149	.403	36	42	.857	62	60	64	1	156	5.0
Steve Mix	8	104	15	47	.319	7	12	.583	23	4	7	0	37	4.6
Bill Hewitt	68	1203	131	277	.473	41	82	.500	370	71	134	1	303	4.5
Erwin Mueller	42	605	68	197	.345	43	74	.581	147	57	64	0	179	4.3
Isaiah Wilson	48	322	63	177	.356	41	56	.732	47	41	32	0	167	3.5
<b>PISTONS</b>	<b>82</b>	<b>—</b>	<b>3482</b>	<b>7665</b>	<b>.454</b>	<b>1981</b>	<b>2653</b>	<b>.747</b>	<b>3970</b>	<b>1687</b>	<b>1954</b>	<b>26</b>	<b>8945</b>	<b>109.1</b>
<b>OPPONENTS</b>	<b>82</b>	<b>—</b>	<b>3822</b>	<b>8106</b>	<b>.472</b>	<b>1862</b>	<b>2464</b>	<b>.753</b>	<b>4377</b>	<b>2214</b>	<b>1931</b>	<b>25</b>	<b>9506</b>	<b>115.9</b>

1971-72 GAME-BY-GAME

DATE	OPPONENT	RESULT	RECORD	DATE	OPPONENT	RESULT	RECORD
10-12	at New York	W, 91-84	1-0	1-8	at Milwaukee	L, 119-132	16-27
10-15	L.A. LAKERS	L, 102-132	1-1	1-9	BUFFALO	W, 101-96	17-27
10-17	n-Houston	W, 112-99	2-1	1-11	L.A. LAKERS	L, 103-123	17-28
10-19	at Portland	W, 101-99	3-1	1-14	at Boston	L, 94-108	17-29
10-22	at Phoenix	W, 116-109	4-1	1-15	PHILADELPHIA	L, 121-131	17-30
10-23	at Golden State	L, 109-115 (OT)	4-2	1-21	BALTIMORE	W, 107-102	18-30
10-26	HOUSTON	L, 103-105	4-3	1-23	HOUSTON	L, 107-109	18-31
10-27	at Baltimore	L, 98-128	4-4	1-26	MILWAUKEE	L, 94-120	18-32
10-29	BALTIMORE	W, 119-105	5-4	1-28	at Atlanta	L, 106-120	18-33
10-30	at Atlanta	W, 105-94	6-4	1-29	BOSTON	L, 112-124	18-34
11-5	at Boston	L, 102-103	6-5	1-30	at Chicago	L, 99-109	18-35
11-6	at Milwaukee	L, 78-106	6-6	2-1	at New York	L, 106-115	18-36
11-10	PORTLAND	W, 139-122	7-6	2-2	CLEVELAND	W, 133-108	19-36
11-12	at Philadelphia	L, 101-115	7-7	2-4	at Philadelphia	W, 118-113	20-36
11-13	at New York	L, 104-127	7-8	2-5	at Cincinnati	L, 132-133 (OT)	20-37
11-16	GOLDEN STATE	L, 101-122	7-9	2-9	NEW YORK	L, 102-126	20-38
11-18	PHOENIX	W, 128-126	8-9	2-11	at Buffalo	L, 88-95	20-39
11-20	at Buffalo	W, 105-96	9-9	2-12	BUFFALO	W, 113-87	21-39
11-23	MILWAUKEE	L, 104-112	9-10	2-13	at Cleveland	W, 136-121	22-39
11-25	at Phoenix	L, 103-122	9-11	2-15	ATLANTA	L, 105-113	22-40
11-26	at L.A. Lakers	L, 113-132	9-12	2-18	CHICAGO	L, 97-122	22-41
11-27	at Seattle	L, 102-124	9-13	2-20	PHOENIX	L, 107-131	22-42
12-1	ATLANTA	L, 103-117	9-14	2-22	at L.A. Lakers	W, 134-135 (OT)	23-42
12-3	HOUSTON	W, 113-112	10-14	2-23	at Seattle	L, 96-97	23-43
12-7	PORTLAND	L, 130-131 (OT)	10-15	2-24	at Golden State	L, 106-116	23-44
12-9	CHICAGO	W, 110-107	11-15	2-26	at Houston	L, 106-122	23-45
12-10	at Cleveland	L, 111-113	11-16	2-29	at Milwaukee	L, 113-131	23-46
12-11	PHILADELPHIA	L, 111-118	11-17	3-1	SEATTLE	L, 102-116	23-47
12-14	SEATTLE	L, 86-103	11-18	3-3	BOSTON	L, 96-125	23-48
12-16	CINCINNATI	W, 107-101	12-18	3-7	PHOENIX	L, 121-129	23-49
12-17	at Phoenix	L, 102-123	12-19	3-12	n-Baltimore	L, 97-102	23-50
12-18	at Golden State	L, 102-129	12-20	3-14	L.A. LAKERS	L, 116-129	23-51
12-19	at Portland	L, 113-114	12-21	3-17	ATLANTA	W, 121-112	24-51
12-21	at Chicago	L, 92-127	12-22	3-18	at Buffalo	L, 103-116	24-52
12-22	CLEVELAND	W, 104-94	13-22	3-19	CHICAGO	L, 107-118	24-53
12-25	MILWAUKEE	W, 120-118 (OT)	14-22	3-21	CINCINNATI	W, 120-117	25-53
12-28	NEW YORK	L, 100-119	14-23	3-22	at Cincinnati	L, 130-135	25-54
12-30	GOLDEN STATE	L, 122-128	14-24	3-24	BUFFALO	W, 112-105	26-54
1-2	at Houston	W, 109-107	15-24	3-25	at Chicago	L, 105-121	26-55
1-4	PHILADELPHIA	L, 127-131	15-25	3-26	at Boston	L, 120-133	26-56
1-5	at Baltimore	L, 89-111	15-26				
1-7	CINCINNATI	W, 151-132	16-26				

(Home games in CAPS; n-neutral site)

1972-73 REGULAR SEASON (40-42)

PLAYER	G	MIN	FGM	FGA	PCT	FTM	FTA	PCT	REB	AST	PF	DQ	PTS	PPG
Bob Lanier	81	3150	810	1654	.490	307	397	.773	1205	260	278	4	1927	23.8
Dave Bing	82	3361	692	1545	.448	456	560	.814	298	637	229	1	1840	22.4
Curtis Rowe	81	3009	547	1053	.519	210	327	.642	760	172	191	0	1304	16.1
John Mengelt	67	1435	294	583	.504	116	141	.823	159	128	124	0	704	10.5
Stu Lantz	51	1603	185	455	.407	120	150	.800	172	138	117	0	490	9.6
Don Adams	70	1798	257	640	.402	138	176	.784	419	112	220	2	652	9.3
Fred Foster	63	1460	243	627	.388	61	87	.701	183	94	150	0	547	8.7
Willie Norwood	79	1282	249	504	.494	154	225	.684	324	56	182	0	652	8.3
Chris Ford	74	1537	208	434	.479	60	93	.645	266	194	133	1	476	6.4
Jim Davis	73	771	131	257	.510	72	114	.632	261	56	126	2	334	4.6
Justus Thigpen	18	99	23	57	.404	0	0	.000	9	8	18	0	46	2.6
Bob Nash	36	169	16	72	.222	11	17	.647	34	16	30	0	43	1.2
Erwin Mueller	21	80	9	31	.290	5	7	.714	14	7	13	0	23	1.1
Harvey Marlatt	7	26	2	4	.500	0	0	.000	1	4	1	0	4	0.6
<b>PISTONS</b>	<b>82</b>	<b>—</b>	<b>3666</b>	<b>7916</b>	<b>.463</b>	<b>1710</b>	<b>2294</b>	<b>.745</b>	<b>4105</b>	<b>1882</b>	<b>1812</b>	<b>10</b>	<b>9042</b>	<b>110.3</b>
<b>OPPONENTS</b>	<b>82</b>	<b>—</b>	<b>3803</b>	<b>8064</b>	<b>.472</b>	<b>1418</b>	<b>1862</b>	<b>.762</b>	<b>4019</b>	<b>2263</b>	<b>1891</b>	<b>22</b>	<b>9024</b>	<b>110.0</b>

1972-73 GAME-BY-GAME

DATE	OPPONENT	RESULT	RECORD	DATE	OPPONENT	RESULT	RECORD
10-11	BOSTON	L, 108-121	0-1	1-9	at Golden State	L, 98-105	18-24
10-13	CHICAGO	W, 100-91	1-1	1-10	at Phoenix	L, 121-123	18-25
10-14	at Kansas City	L, 101-113	1-2	1-12	at Seattle	L, 104-113	18-26
10-20	at Milwaukee	L, 86-109	1-3	1-15	PORTLAND	W, 112-101	19-26
10-21	CLEVELAND	W, 103-96	2-3	1-16	at Atlanta	L, 129-130 (OT)	19-27
10-25	BALTIMORE	L, 105-115	2-4	1-17	SEATTLE	L, 104-106	19-28
10-27	at Houston	L, 118-130	2-5	1-19	at Buffalo	L, 98-108	19-29
10-29	at Portland	W, 118-111	3-5	1-20	CHICAGO	W, 112-92	20-29
10-31	at Golden State	L, 104-112	3-6	1-26	MILWAUKEE	L, 105-112	20-30
11-1	at Seattle	W, 116-106	4-6	1-28	CHICAGO	L, 105-110	20-31
11-3	at L.A. Lakers	L, 107-116	4-7	1-30	at Atlanta	W, 126-113	21-31
11-4	n-Houston	L, 108-118	4-8	1-31	NEW YORK	W, 94-91	22-31
11-10	GOLDEN STATE	W, 121-96	5-8	2-2	PHILADELPHIA	W, 114-104	23-31
11-11	at Boston	L, 118-121	5-9	2-6	at Buffalo	W, 107-105	24-31
11-15	L.A. LAKERS	L, 99-110	5-10	2-7	PHOENIX	W, 113-107	25-31
11-17	CHICAGO	W, 109-96	6-10	2-9	at Boston	W, 104-95	26-31
11-21	ATLANTA	W, 113-110 (OT)	7-10	2-10	at New York	L, 93-107	26-32
11-23	at Phoenix	L, 122-128	7-11	2-13	MILWAUKEE	L, 96-110	26-33
11-24	at L.A. Lakers	L, 123-140	7-12	2-16	at Philadelphia	L, 106-119	26-34
11-26	at Seattle	L, 96-103	7-13	2-17	CLEVELAND	L, 104-106	26-35
11-28	PORTLAND	W, 120-96	8-13	2-18	K.C. OMAHA	W, 144-100	27-35
11-30	BUFFALO	W, 127-116	9-13	2-20	L.A. LAKERS	W, 106-98	28-35
12-1	at Cleveland	W, 114-113	10-13	2-23	BALTIMORE	W, 107-105	29-35
12-5	at Chicago	L, 108-130	10-14	2-25	HOUSTON	W, 129-112	30-35
12-6	PHOENIX	W, 114-105	11-14	2-27	GOLDEN STATE	W, 114-100	31-35
12-8	K.C. OMAHA	W, 113-100	12-14	3-2	BOSTON	L, 111-115	31-36
12-9	at Milwaukee	W, 107-103	13-14	3-3	SEATTLE	L, 113-115	31-37
12-13	GOLDEN STATE	L, 107-110	13-15	3-4	at Portland	W, 113-109	32-37
12-15	at K.C. Omaha	L, 132-140 (OT)	13-16	3-6	at Golden State	L, 93-108	32-38
12-16	HOUSTON	L, 112-123	13-17	3-10	at Phoenix	W, 117-110	33-38
12-20	PHILADELPHIA	W, 141-113	14-17	3-11	at L.A. Lakers	L, 117-141	33-39
12-22	SEATTLE	W, 109-87	15-17	3-14	L.A. LAKERS	L, 112-121	33-40
12-23	at Baltimore	L, 97-104	15-18	3-16	BUFFALO	W, 121-100	34-40
12-25	at New York	L, 100-113	15-19	3-17	at Chicago	W, 99-97	35-40
12-26	MILWAUKEE	W, 112-105	16-19	3-18	CHICAGO	L, 107-119	35-41
12-28	at Milwaukee	L, 91-115	16-20	3-19	n-Milwaukee	L, 99-118	35-42
12-29	NEW YORK	L, 94-99	16-21	3-21	PORTLAND	W, 122-109	36-42
1-3	PHOENIX	W, 119-105	17-21	3-24	K.C. OMAHA	W, 110-98	37-42
1-5	at Kansas City	L, 100-103	17-22	3-25	n-Philadelphia	W, 115-96	38-42
1-6	ATLANTA	L, 111-116	17-23	3-27	at Baltimore	W, 112-98	39-42
1-7	at Portland	W, 101-96	18-23	3-28	at Cleveland	W, 131-119 (OT)	40-42

(Home game in CAPS; n-neutral site)



1973-74 REGULAR SEASON (52-30)

PLAYER	G	MIN	FGM	FGA	PCT	FTM	FTA	PCT	OFF	DEF	TOT	AST	PF	DQ	STL	BLK	PTS	PPG	HI
Bob Lanier	81	3047	748	1483	.504	326	409	.797	269	805	1074	343	273	7	10	247	1822	22.5	45
Dave Bing	81	3124	582	1336	.436	356	438	.813	108	173	281	555	216	1	109	17	1520	18.8	33
Curtis Rowe	82	2499	380	769	.494	118	169	.698	167	348	515	136	177	1	49	36	878	10.7	28
Don Adams	74	2298	303	742	.408	153	201	.761	133	315	448	141	242	2	110	12	759	10.3	25
George Trapp	82	1489	333	693	.481	99	134	.739	97	216	313	81	226	2	47	33	765	9.3	22
Stu Lantz	50	980	154	361	.427	139	163	.853	34	79	113	97	79	0	38	3	447	8.9	24
John Mengelt	77	1555	249	558	.446	182	229	.795	40	166	206	148	164	2	68	7	680	8.8	30
Willie Norwood	74	1178	247	484	.510	95	143	.664	95	134	229	58	156	2	60	9	589	8.0	29
Chris Ford	82	2059	264	595	.444	57	77	.740	109	195	304	279	159	1	148	14	585	7.1	24
Jim Davis	78	947	117	283	.413	90	139	.647	102	191	293	86	158	1	39	30	324	4.2	15
Bob Nash	35	281	41	115	.357	24	39	.615	31	43	74	14	35	0	3	10	106	3.0	16
Ben Kelso	46	298	35	96	.365	15	22	.682	15	16	31	18	45	0	12	1	85	1.8	8
<b>PISTONS</b>	<b>82</b>	<b>—</b>	<b>3453</b>	<b>7515</b>	<b>.459</b>	<b>1654</b>	<b>2164</b>	<b>.764</b>	<b>1200</b>	<b>2681</b>	<b>3881</b>	<b>1956</b>	<b>1930</b>	<b>19</b>	<b>793</b>	<b>419</b>	<b>8560</b>	<b>104.4</b>	<b>129</b>
<b>OPPONENTS</b>	<b>82</b>	<b>—</b>	<b>3376</b>	<b>7499</b>	<b>.450</b>	<b>1475</b>	<b>1932</b>	<b>.763</b>	<b>1173</b>	<b>2632</b>	<b>3805</b>	<b>1980</b>	<b>1996</b>	<b>30</b>	<b>772</b>	<b>410</b>	<b>8227</b>	<b>100.3</b>	<b>129</b>

1973-74 GAME-BY-GAME

DATE	OPPONENT	RESULT	RECORD	DATE	OPPONENT	RESULT	RECORD
10-9	at New York	L, 100-101	0-1	1-5	at Capital	L, 90-93	26-17
10-12	ATLANTA	W, 122-105	1-1	1-9	L.A. LAKERS	W, 123-94	27-17
10-13	at Chicago	L, 94-101	1-2	1-11	at Cleveland	W, 106-96	28-17
10-14	at Cleveland	W, 85-83	2-2	1-12	CLEVELAND	L, 112-117 (OT)	28-18
10-19	MILWAUKEE	L, 94-96	2-3	1-18	CHICAGO	W, 113-95	29-18
10-20	at Houston	W, 107-104	3-3	1-20	K.C. OMAHA	W, 105-99	30-18
10-24	at Phoenix	W, 115-99	4-3	1-23	PORTLAND	W, 121-95	31-18
10-26	at L.A. Lakers	L, 92-94	4-4	1-25	HOUSTON	W, 93-89	32-18
10-27	at Portland	W, 111-98	5-4	1-26	SEATTLE	W, 94-83	33-18
10-28	at Seattle	W, 115-93	6-4	1-27	at Chicago	L, 91-109	33-19
10-31	SEATTLE	W, 115-93	7-4	1-30	BUFFALO	W, 111-96	34-19
11-2	PHOENIX	W, 114-107	8-4	2-1	NEW YORK	W, 96-91	35-19
11-3	at Milwaukee	L, 115-123 (OT)	8-5	2-3	at Seattle	W, 114-100	36-19
11-8	at Atlanta	W, 129-115	9-5	2-5	at Portland	W, 104-102	37-19
11-10	n-Boston	L, 97-102	9-6	2-7	at Golden State	W, 110-86	38-19
11-14	PORTLAND	L, 108-111	9-7	2-8	at Phoenix	W, 99-94	39-19
11-16	K.C. OMAHA	W, 125-98	10-7	2-12	K.C. OMAHA	W, 113-106	40-19
11-17	at Buffalo	W, 98-94	11-7	2-14	MILWAUKEE	L, 99-102	40-20
11-18	CHICAGO	L, 102-104	11-8	2-15	at Buffalo	L, 116-118	40-21
11-21	PHOENIX	W, 107-104	12-8	2-17	at Philadelphia	W, 118-107	41-21
11-24	at Chicago	L, 112-114 (OT)	12-9	2-19	at Boston	L, 97-107	41-22
11-28	CLEVELAND	L, 91-96	12-10	2-20	L.A. LAKERS	W, 120-118	42-22
11-30	at Houston	L, 95-110	12-11	2-22	CAPITAL	W, 84-83	43-22
12-1	at Phoenix	W, 121-109	13-11	2-23	PHOENIX	W, 119-107	44-22
12-2	at L.A. Lakers	W, 114-108	14-11	2-24	at Capital	L, 84-94	44-23
12-4	at Golden State	W, 112-93	15-11	2-26	BOSTON	L, 83-84	44-24
12-6	at Seattle	W, 113-108	16-11	2-28	at Milwaukee	L, 90-113	44-25
12-8	PORTLAND	W, 106-91	17-11	3-1	SEATTLE	L, 103-105	44-26
12-9	at K.C. Omaha	W, 86-80	18-11	3-3	at Portland	W, 99-95	45-26
12-12	L.A. LAKERS	W, 114-96	19-11	3-5	at Golden State	W, 95-93	46-26
12-14	PHILADELPHIA	L, 93-96	19-12	3-8	at L.A. Lakers	L, 113-129	46-27
12-15	at Philadelphia	W, 99-89	20-12	3-10	at Atlanta	W, 116-111	47-27
12-16	at Kansas City	L, 104-105	20-13	3-11	GOLDEN STATE	L, 108-120	47-28
12-19	CHICAGO	W, 89-87	21-13	3-12	GOLDEN STATE	W, 113-108	48-28
12-21	GOLDEN STATE	W, 107-104	22-13	3-15	MILWAUKEE	W, 93-89	49-28
12-22	at New York	L, 88-99	22-14	3-17	BUFFALO	W, 116-109	50-28
12-26	NEW YORK	L, 91-96	22-15	3-20	HOUSTON	W, 103-99	51-28
12-28	CAPITAL	W, 102-93	23-15	3-22	at Kansas City	L, 105-107	51-29
12-29	at Chicago	L, 103-105	23-16	3-23	PHILADELPHIA	L, 89-97	51-30
12-30	at Milwaukee	W, 98-91	24-16	3-26	ATLANTA	W, 109-108	52-30
1-2	MILWAUKEE	W, 106-92	25-16				
1-4	BOSTON	W, 106-101	26-16				

(Home games in CAPS; n-neutral site)

1974-75 REGULAR SEASON (40-42)

PLAYER	G	MIN	FGM	FGA	PCT	FTM	FTA	PCT	OFF	DEF	TOT	AST	PF	DQ	STL	BLK	PTS	PPG	HI
Bob Lanier	76	2987	731	1433	.510	361	450	.802	225	689	914	350	237	1	75	172	1823	24.0	45
Dave Bing	79	3222	578	1333	.434	343	424	.809	86	200	286	610	222	3	116	26	1499	19.0	32
Curtis Rowe	82	2787	422	874	.483	171	227	.753	174	411	585	121	190	0	50	44	1015	12.4	26
John Mengelt	80	1995	336	701	.479	211	248	.851	38	153	191	201	198	2	72	4	883	11.0	33
Howard Porter	41	1030	188	376	.500	59	70	.843	66	150	216	17	76	0	20	25	435	10.6	22
George Trapp	78	1472	288	652	.442	99	131	.756	71	205	276	63	210	1	37	14	675	8.7	24
Willie Norwood	24	347	64	123	.520	31	42	.738	31	57	88	16	51	0	23	0	159	6.6	18
Chris Ford	80	1962	206	435	.474	63	95	.663	93	176	269	230	187	0	113	26	475	5.9	18
Don Adams	51	1376	127	315	.403	45	78	.577	63	181	244	75	179	1	69	20	299	5.9	19
Eric Money	66	889	144	319	.451	31	45	.689	27	61	88	101	121	3	33	2	319	4.8	21
Jim Davis	79	1078	118	260	.454	85	117	.726	96	189	285	90	129	2	50	36	321	4.1	21
Jim Ligon	38	272	55	143	.385	16	25	.640	14	12	26	25	31	0	8	9	126	3.3	15
Al Eberhard	34	277	31	85	.365	17	21	.810	18	29	47	16	33	0	13	1	79	2.3	11
Otto Moore	2	11	1	4	.250	1	2	.500	0	2	2	1	2	0	0	1	3	1.5	3
<b>PISTONS</b>	<b>82</b>	<b>—</b>	<b>3289</b>	<b>7053</b>	<b>.466</b>	<b>1533</b>	<b>1975</b>	<b>.776</b>	<b>1002</b>	<b>2515</b>	<b>3517</b>	<b>1916</b>	<b>1866</b>	<b>13</b>	<b>679</b>	<b>380</b>	<b>8111</b>	<b>98.9</b>	<b>125</b>
<b>OPPONENTS</b>	<b>82</b>	<b>—</b>	<b>3409</b>	<b>7257</b>	<b>.470</b>	<b>1410</b>	<b>1793</b>	<b>.786</b>	<b>1104</b>	<b>2550</b>	<b>3654</b>	<b>2012</b>	<b>1875</b>	<b>24</b>	<b>663</b>	<b>306</b>	<b>8228</b>	<b>100.3</b>	<b>130</b>

1974-75 GAME-BY-GAME

DATE	OPPONENT	RESULT	RECORD	DATE	OPPONENT	RESULT	RECORD
10-18	at Seattle	W, 100-95	1-0	1-11	at Atlanta	W, 118-113	24-18
10-19	at Portland	W, 122-99	2-0	1-17	at Boston	L, 90-96	24-19
10-23	at Phoenix	L, 90-100	2-1	1-18	PHOENIX	W, 86-77	25-19
10-25	at L.A. Lakers	W, 110-107	3-1	1-19	CLEVELAND	W, 100-98	26-19
10-26	at Golden State	L, 104-105	3-2	1-22	PORTLAND	W, 96-94	27-19
10-30	ATLANTA	L, 96-104	3-3	1-24	ATLANTA	W, 113-103	28-19
10-31	at Cleveland	L, 101-111	3-4	1-25	at Chicago	L, 96-116	28-20
11-1	NEW ORLEANS	W, 103-93	4-4	1-26	CHICAGO	W, 102-93 (OT)	29-20
11-2	at Philadelphia	W, 100-94	5-4	1-29	GOLDEN STATE	W, 93-90	30-20
11-6	K.C. OMAHA	W, 118-104	6-4	1-30	at Houston	L, 88-103	30-21
11-8	at Boston	W, 105-104	7-4	2-1	BUFFALO	W, 119-113	31-21
11-9	at Buffalo	L, 100-109	7-5	2-2	at Cleveland	L, 96-116	31-22
11-10	BUFFALO	L, 117-124	7-6	2-3	BOSTON	L, 100-114	31-23
11-13	MILWAUKEE	W, 98-91	8-6	2-6	at Atlanta	L, 98-111	31-24
11-15	SEATTLE	W, 117-103	9-6	2-7	at Chicago	L, 83-95	31-25
11-16	at Houston	L, 98-118	9-7	2-9	L.A. LAKERS	W, 97-96	32-25
11-17	at New Orleans	W, 99-85	10-7	2-10	at Milwaukee	L, 109-130	32-26
11-19	at Kansas City	L, 87-97	10-8	2-12	CHICAGO	L, 93-103	32-27
11-20	PHOENIX	L, 106-114	10-9	2-14	at Philadelphia	L, 101-103	32-28
11-23	GOLDEN STATE	L, 98-110	10-10	2-15	K.C. OMAHA	L, 81-93	32-29
11-26	at New York	W, 99-88	11-10	2-16	at K.C. Omaha	L, 99-102	32-30
12-4	HOUSTON	W, 86-69	12-10	2-19	NEW YORK	L, 94-109	32-31
12-6	CLEVELAND	W, 117-91	13-10	2-21	WASHINGTON	L, 96-121	32-32
12-7	at Washington	L, 89-94	13-11	2-26	MILWAUKEE	W, 104-84	33-32
12-8	K.C. OMAHA	L, 92-96	13-12	2-28	at Washington	L, 95-106	33-33
12-10	at Milwaukee	L, 82-90	13-13	3-1	CHICAGO	W, 95-94	34-33
12-11	WASHINGTON	W, 103-89	14-13	3-2	at K.C. Omaha	L, 112-122	34-34
12-13	at K.C. Omaha	L, 84-88	14-14	3-4	at Milwaukee	L, 83-101	34-35
12-14	PHILADELPHIA	W, 100-93	15-14	3-8	at New York	L, 100-118	34-36
12-18	SEATTLE	L, 97-100	15-15	3-9	K.C. OMAHA	W, 106-99	35-36
12-20	at L.A. Lakers	W, 103-102	16-15	3-11	L.A. LAKERS	L, 94-95	35-37
12-21	at Portland	L, 97-108	16-16	3-14	at Chicago	L, 94-97	35-38
12-22	at Seattle	L, 90-108	1				



1975-76 REGULAR SEASON (36-46)

PLAYER	G	MIN	FGM	FGA	PCT	FTM	FTA	PCT	OFF	DEF	TOT	AST	PF	DQ	STL	BLK	PTS	PPG	HI
Bob Lanier	64	2363	541	1017	.532	284	370	.768	217	529	746	217	203	2	79	86	1366	21.3	41
Curtis Rowe	80	2998	514	1098	.468	252	342	.737	231	466	697	183	209	3	47	45	1280	16.0	29
Eric Money	80	2267	449	947	.474	145	180	.806	77	130	207	338	243	4	137	11	1043	13.0	26
Kevin Porter	19	687	99	235	.421	42	56	.750	14	30	44	193	83	3	35	3	240	12.6	23
John Mengelt	67	1105	264	540	.489	192	237	.810	27	88	115	108	138	1	40	5	720	10.7	32
Al Eberhard	81	2066	283	683	.414	191	229	.834	139	251	390	83	250	5	87	15	757	9.3	30
Howard Porter	75	1482	298	635	.469	73	97	.753	81	214	295	25	133	0	31	36	669	8.9	28
Chris Ford	82	2198	301	707	.426	83	115	.722	80	211	291	272	222	0	178	24	685	8.4	24
George Trapp	76	1091	278	602	.462	63	88	.716	79	150	229	50	167	3	33	23	619	8.1	27
Wali Jones	1	19	4	11	.364	0	0	.000	0	0	0	2	2	0	2	0	8	8.0	8
Archie Clark	79	1589	250	577	.433	100	116	.862	27	110	137	218	157	0	62	4	600	7.6	18
Lindsey Hairston	47	651	104	228	.456	65	112	.580	65	114	179	21	84	2	21	32	273	5.8	25
Earl Williams	46	562	73	152	.480	22	44	.500	103	148	251	18	81	0	22	20	168	3.7	13
Terry Thomas	28	136	28	65	.431	21	29	.724	15	21	36	3	21	1	4	2	77	2.8	18
Roger Brown	29	454	29	72	.403	14	18	.778	47	83	130	12	76	1	6	25	72	2.5	11
Henry Dickerson	17	112	9	29	.310	10	16	.625	3	0	3	8	17	1	2	1	28	1.6	11
<b>PISTONS</b>	<b>82</b>	<b>—</b>	<b>3524</b>	<b>7598</b>	<b>.464</b>	<b>1557</b>	<b>2049</b>	<b>.760</b>	<b>1205</b>	<b>2545</b>	<b>3750</b>	<b>1751</b>	<b>2086</b>	<b>26</b>	<b>786</b>	<b>332</b>	<b>8605</b>	<b>104.9</b>	<b>131</b>
<b>OPPONENTS</b>	<b>82</b>	<b>—</b>	<b>3492</b>	<b>7479</b>	<b>.467</b>	<b>1707</b>	<b>2211</b>	<b>.772</b>	<b>1218</b>	<b>2690</b>	<b>3908</b>	<b>2014</b>	<b>1914</b>	<b>21</b>	<b>724</b>	<b>437</b>	<b>8691</b>	<b>106.0</b>	<b>129</b>

1975-76 GAME-BY-GAME

DATE	OPPONENT	RESULT	RECORD	DATE	OPPONENT	RESULT	RECORD
10-24	at New Orleans	L, 106-114	0-1	1-27	at Cleveland	L, 83-85	17-26
10-25	at Atlanta	W, 108-102	1-1	1-28	CHICAGO	L, 84-87	17-27
10-29	L.A. LAKERS	W, 112-99	2-1	1-30	KANSAS CITY	W, 101-94	18-27
10-31	HOUSTON	W, 131-127	3-1	2-1	BOSTON	L, 109-114	18-28
11-1	at Buffalo	L, 93-97	3-2	2-5	at Atlanta	W, 111-108	19-28
11-4	at Milwaukee	L, 101-103	3-3	2-7	MILWAUKEE	L, 106-114	19-29
11-5	SEATTLE	W, 124-107	4-3	2-8	at Kansas City	W, 94-93	20-29
11-7	at Chicago	W, 124-122	5-3	2-10	at L.A. Lakers	L, 88-106	20-30
11-8	BOSTON	L, 104-118	5-4	2-11	at Phoenix	L, 94-123	20-31
11-12	ATLANTA	L, 106-109	5-5	2-14	at Golden State	L, 105-106	20-32
11-15	MILWAUKEE	W, 101-89	6-5	2-15	at Seattle	L, 107-109	20-33
11-19	PORTLAND	W, 120-114	7-5	2-18	PHOENIX	W, 105-94	21-33
11-21	BUFFALO	W, 104-94	8-5	2-20	WASHINGTON	W, 102-87	22-33
11-26	KANSAS CITY	W, 120-104	9-5	2-21	at Buffalo	W, 114-112	23-33
11-29	at New York	W, 115-110	10-5	2-25	CLEVELAND	L, 101-108	23-34
12-3	L.A. LAKERS	L, 110-118	10-6	2-27	NEW YORK	W, 97-93	24-34
12-5	HOUSTON	W, 102-91	11-6	2-29	PHOENIX	L, 98-109	24-35
12-6	at Houston	L, 96-105	11-7	3-2	at Kansas City	L, 113-127	24-36
12-9	at Golden State	L, 124-129	11-8	3-3	SEATTLE	W, 114-110	25-36
12-12	at Seattle	L, 95-97	11-9	3-5	at Philadelphia	L, 112-123	25-37
12-13	at Portland	L, 91-101	11-10	3-7	at Boston	L, 87-88	25-38
12-14	at L.A. Lakers	L, 100-110	11-11	3-9	GOLDEN STATE	L, 108-112	25-39
12-17	GOLDEN STATE	L, 102-113	11-12	3-12	at Milwaukee	W, 117-101	26-39
12-19	PHILADELPHIA	L, 114-115 (OT)	11-13	3-14	at Portland	L, 103-114	26-40
12-20	at Washington	L, 86-98	11-14	3-16	at Golden State	L, 101-110	26-41
12-23	WASHINGTON	L, 102-120	11-15	3-18	at Phoenix	L, 100-106	26-42
12-26	CHICAGO	W, 101-87	12-15	3-19	at L.A. Lakers	L, 107-122	26-43
12-27	at Chicago	L, 99-112	12-16	3-21	BUFFALO	W, 118-112	27-43
12-28	at Kansas City	W, 103-87	13-16	3-23	at New York	W, 122-116	28-43
12-30	at Philadelphia	L, 108-114	13-17	3-24	KANSAS CITY	W, 130-117	29-43
1-2	MILWAUKEE	L, 83-98	13-18	3-26	at Chicago	W, 85-77	30-43
1-3	at Cleveland	W, 104-100	14-18	3-27	PORTLAND	W, 112-94	31-43
1-7	CLEVELAND	W, 119-118 (OT)	15-18	3-31	CHICAGO	W, 102-96	32-43
1-9	at Milwaukee	L, 95-102	15-19	4-2	NEW ORLEANS	W, 116-102	33-43
1-10	NEW ORLEANS	L, 99-104	15-20	4-3	at Chicago	L, 93-97 (OT)	33-44
1-11	at Kansas City	L, 99-105	15-21	4-4	PHILADELPHIA	W, 101-97	34-44
1-16	PORTLAND	L, 104-111	15-22	4-7	MILWAUKEE	W, 106-96	35-44
1-18	PHOENIX	L, 118-122	15-23	4-9	ATLANTA	W, 116-108	36-44
1-20	at Washington	W, 114-107	16-23	4-10	at Houston	L, 99-110	36-45
1-21	SEATTLE	W, 111-104	17-23	4-11	at New Orleans	L, 105-112	36-46
1-23	at Boston	L, 91-108	17-24				
1-24	NEW YORK	L, 100-117	17-25				

(Home games in CAPS)

1976-77 REGULAR SEASON (44-38)

PLAYER	G	MIN	FGM	FGA	PCT	FTM	FTA	PCT	OFF	DEF	TOT	AST	PF	DQ	STL	BLK	PTS	PPG	HI
Bob Lanier	64	2446	678	1269	.534	260	318	.818	200	545	745	214	174	0	70	126	1616	25.3	40
M.L. Carr	82	2643	443	931	.476	205	279	.735	211	420	631	181	287	8	165	58	1091	13.3	29
Howard Porter	78	2200	465	962	.483	103	120	.858	155	303	458	53	202	0	50	73	1033	13.2	27
Chris Ford	82	2539	437	918	.476	131	170	.771	96	174	270	337	192	1	179	26	1005	12.3	33
Ralph Simpson	77	1597	356	834	.427	138	195	.708	48	133	181	180	100	0	68	5	850	11.0	25
Eric Money	73	1586	329	631	.521	90	114	.789	43	81	124	243	199	3	91	14	748	10.2	32
Marvin Barnes	53	989	202	452	.447	106	156	.679	69	184	253	45	139	1	38	33	510	9.6	33
Kevin Porter	81	2117	310	605	.512	97	133	.729	28	70	98	592	271	8	88	8	717	8.9	28
Leon Douglas	82	1626	245	512	.479	127	229	.555	181	345	526	68	294	10	44	81	617	7.5	30
Al Eberhard	68	1219	181	380	.476	109	138	.790	76	145	221	50	197	4	45	15	471	6.9	24
George Trapp	6	68	15	29	.517	3	4	.750	4	6	10	3	13	0	0	1	33	5.5	15
Phil Sellers	44	329	73	190	.384	52	72	.722	19	22	41	25	56	0	22	0	198	4.5	17
Cornelius Cash	6	49	9	23	.391	3	6	.500	8	8	16	1	8	0	2	1	21	3.5	11
Roger Brown	43	322	21	56	.375	18	26	.692	31	59	90	12	68	4	15	18	60	1.4	10
<b>PISTONS</b>	<b>82</b>	<b>—</b>	<b>3764</b>	<b>7792</b>	<b>.483</b>	<b>1442</b>	<b>1960</b>	<b>.736</b>	<b>1169</b>	<b>2495</b>	<b>3664</b>	<b>2004</b>	<b>2200</b>	<b>39</b>	<b>877</b>	<b>459</b>	<b>8970</b>	<b>109.4</b>	<b>140</b>
<b>OPPONENTS</b>	<b>82</b>	<b>—</b>	<b>3561</b>	<b>7639</b>	<b>.466</b>	<b>1933</b>	<b>2543</b>	<b>.760</b>	<b>1317</b>	<b>2637</b>	<b>3954</b>	<b>1952</b>	<b>1827</b>	<b>15</b>	<b>793</b>	<b>381</b>	<b>9055</b>	<b>110.4</b>	<b>144</b>

1976-77 GAME-BY-GAME

DATE	OPPONENT	RESULT	RECORD	DATE	OPPONENT	RESULT	RECORD
10-22	at Kansas City	W, 99-96	1-0	1-15	BUFFALO	W, 121-105	24-18
10-23	WASHINGTON	L, 97-98	1-1	1-21	HOUSTON	W, 109-86	25-18
10-27	SEATTLE	W, 106-92	2-1	1-23	at Washington	L, 109-119	25-19
10-29	at Seattle	L, 103-106	2-2	1-25	at Boston	W, 91-89	26-19
10-30	at Portland	L, 97-131	2-3	1-26	N.Y. NETS	W, 103-101 (OT)	27-19
10-31	at L.A. Lakers	L, 101-121	2-4	1-27	at Houston	L, 107-114	27-20
11-2	at Golden State	L, 98-111	2-5	1-29	at Chicago	L, 101-109	27-21
11-5	BUFFALO	L, 108-122	2-6	1-30	INDIANA	W, 127-120	28-21
11-6	at Atlanta	W, 110-105	3-6	2-1	at Atlanta	W, 95-92	29-21
11-7	at New Orleans	W, 115-107	4-6	2-2	at Philadelphia	L, 116-138	29-22
11-10	CLEVELAND	W, 123-112	5-6	2-4	DENVER	W, 124-111	30-22
11-12	N.Y. KNICKS	W, 111-97	6-6	2-6	KANSAS CITY	W, 130-111	31-22
11-13	at Chicago	W, 106-103	7-6	2-9	SAN ANTONIO	L, 129-135	31-23
11-14	at Milwaukee	W, 104-83	8-6	2-11	CLEVELAND	W, 101-94	32-23
11-17	NEW ORLEANS	W, 118-95	9-6	2-15	at Boston	L, 99-101	32-24
11-18	at Indiana	L, 99-104	9-7	2-16	PORTLAND	W, 125-118	33-24
11-20	BOSTON	W, 116-110	10-7	2-18	WASHINGTON	W, 107-97	34-24
11-24	PHILADELPHIA	W, 118-117	11-7	2-19	at Washington	L, 95-105	34-25
11-25	at Cleveland	L, 105-111	11-8	2-20	PHOENIX	W, 109-107	35-35
11-26	at Buffalo	L, 119-124	11-9	2-23	L.A. LAKERS	W, 102-101	36-25
11-30	at San Antonio	L, 129-130	11-10	2-25	at N.Y. Nets	W, 112-106	37-25
12-1	at Houston	L, 104-110	11-11	3-1	DENVER	L, 94-110	37-26
12-3	KANSAS CITY	W, 124-115	12-11	3-4	BOSTON	L, 92-94	37-27
12-8	CHICAGO	W, 107-100	13-11	3-5	at Indiana	L, 96-118	37-28
12-10	at N.Y. Nets	W, 106-104	14-11	3-6	ATLANTA	W, 115-105	38-28
12-11	N.Y. NETS	L, 88-115	14-12	3-8	MILWAUKEE	W, 109-107	



1977-78 REGULAR SEASON (38-44)

PLAYER	G	GS	MIN	FGM	FGA	PCT	FTM	FTA	PCT	OFF	DEF	TOT	AST	PF	DQ	STL	TO	BLK	PTS	PPG	HI
Bob Lanier	63	63	2311	622	1159	.537	298	386	.772	197	518	715	216	185	2	82	225	93	1542	24.5	41
Eric Money	76	72	2557	600	1200	.500	214	298	.718	90	119	209	356	237	5	123	322	12	1414	18.6	39
John Shumate	62	56	2170	316	622	.508	326	409	.797	125	429	554	122	142	1	76	186	43	958	15.5	31
M.L. Carr	79	60	2556	390	857	.455	200	271	.738	202	355	557	185	243	4	147	210	27	980	12.4	28
Jim Price	34	23	839	153	363	.421	84	103	.816	27	74	101	102	82	0	45	74	5	390	11.5	26
Leon Douglas	79	23	1993	321	667	.481	221	345	.641	181	401	582	112	295	6	57	197	48	863	10.9	28
Ralph Simpson	32	17	739	143	346	.413	54	64	.844	27	55	82	87	48	1	32	78	3	340	10.6	23
Chris Ford	82	49	2582	374	777	.481	113	154	.734	117	151	268	381	182	2	166	232	17	861	10.5	25
Marvin Barnes	12	8	269	53	118	.449	14	29	.483	28	63	91	19	43	2	7	29	11	120	10.0	15
Gus Gerard	47	16	805	154	355	.434	64	93	.688	49	97	146	44	96	1	34	54	22	372	7.9	20
Al Skinner	69	2	1274	181	387	.468	123	159	.774	53	119	172	113	208	4	52	132	15	485	7.0	27
Jim Bostic	4	0	48	12	22	.545	2	5	.400	8	8	16	3	5	0	0	3	0	26	6.5	12
Willie Norwood	16	4	260	34	82	.415	20	29	.690	27	27	54	14	45	0	13	17	3	88	5.5	13
Al Eberhard	37	6	576	71	160	.444	41	61	.672	37	65	102	26	64	0	13	23	4	183	4.9	20
Kevin Porter	8	0	127	14	31	.452	9	13	.692	5	10	15	36	18	0	5	12	0	37	4.6	14
Ben Poquette	52	7	626	95	225	.422	42	60	.700	50	95	145	20	69	1	10	40	22	232	4.5	18
Howard Porter	8	2	107	16	43	.372	4	7	.571	5	12	17	2	15	0	3	5	5	36	4.5	10
Wayman Britt	7	0	16	3	10	.300	3	4	.750	1	3	4	2	3	0	1	1	0	9	1.3	4
<b>PISTONS</b>	<b>82</b>	<b>—</b>	<b>—</b>	<b>3552</b>	<b>7424</b>	<b>.478</b>	<b>1832</b>	<b>2490</b>	<b>.735</b>	<b>1229</b>	<b>2601</b>	<b>3830</b>	<b>1840</b>	<b>1980</b>	<b>29</b>	<b>866</b>	<b>1842</b>	<b>330</b>	<b>8936</b>	<b>109.0</b>	<b>130</b>
<b>OPPONENTS</b>	<b>82</b>	<b>—</b>	<b>—</b>	<b>3688</b>	<b>7606</b>	<b>.485</b>	<b>1662</b>	<b>2177</b>	<b>.763</b>	<b>1244</b>	<b>2494</b>	<b>3738</b>	<b>2105</b>	<b>2088</b>	<b>27</b>	<b>902</b>	<b>1698</b>	<b>395</b>	<b>9038</b>	<b>110.2</b>	<b>135</b>

1977-78 GAME-BY-GAME

DATE	OPPONENT	RESULT	RECORD	DATE	OPPONENT	RESULT	RECORD
10-18	NEW JERSEY	W, 110-93	1-0	1-22	at New Orleans	L, 97-100	18-25
10-19	at Philadelphia	L, 96-113	1-1	1-24	at Washington	W, 104-101	19-25
10-21	at Washington	L, 109-117	1-2	1-25	GOLDEN STATE	W, 99-95	20-25
10-22	DENVER	W, 126-106	2-2	1-28	at Cleveland	W, 115-105	21-25
10-24	BOSTON	W, 100-85	3-2	1-29	CLEVELAND	W, 120-116 (OT)	22-25
10-26	GOLDEN STATE	W, 123-107	4-2	2-1	PHOENIX	W, 127-120	23-25
10-29	at New York	L, 117-124	4-3	2-2	at Kansas City	L, 101-113	23-26
11-2	ATLANTA	L, 89-102	4-4	2-3	at Denver	L, 102-115	23-27
11-9	HOUSTON	W, 127-107	5-4	2-8	L.A. LAKERS	L, 95-105	23-28
11-11	SAN ANTONIO	L, 104-107	5-5	2-10	at New Jersey	L, 112-117	23-29
11-13	WASHINGTON	W, 104-102	6-5	2-11	NEW ORLEANS	W, 106-96	24-29
11-15	at Denver	L, 113-123	6-6	2-13	NEW JERSEY	W, 125-115	25-29
11-18	at L.A. Lakers	L, 83-116	6-7	2-15	PHILADELPHIA	L, 113-116	25-30
11-19	at Golden State	L, 96-128	6-8	2-17	NEW YORK	L, 108-128	25-31
11-20	at Portland	L, 101-118	6-9	2-19	KANSAS CITY	W, 110-107	26-31
11-23	PHILADELPHIA	L, 105-106	6-10	2-22	HOUSTON	W, 119-108	27-31
11-26	CLEVELAND	L, 87-105	6-11	2-25	at Seattle	L, 104-118	27-32
11-29	at Milwaukee	W, 100-99	7-11	2-26	at L.A. Lakers	W, 127-124	28-32
11-30	L.A. LAKERS	W, 104-98	8-11	3-1	at Phoenix	W, 115-102	29-32
12-2	at Kansas City	L, 97-108	8-12	3-3	WASHINGTON	L, 108-124	29-33
12-3	INDIANA	L, 89-103	8-13	3-5	INDIANA	W, 122-110	30-33
12-7	PHOENIX	L, 107-113 (OT)	8-14	3-7	at Atlanta	L, 109-123	30-34
12-10	NEW ORLEANS	W, 104-96	9-14	3-9	at Indiana	L, 105-112	30-35
12-14	SEATTLE	L, 92-102	9-15	3-12	at New Jersey	W, 130-125	31-35
12-16	at Indiana	L, 106-114 (OT)	9-16	3-14	at Boston	L, 98-105	31-36
12-17	BUFFALO	L, 122-126 (2OT)	9-17	3-15	SAN ANTONIO	L, 106-135	31-37
12-18	at New Orleans	W, 117-108	10-17	3-16	at Houston	W, 106-98	32-37
12-20	at San Antonio	W, 118-117	11-17	3-19	CHICAGO	W, 112-92	33-37
12-22	MILWAUKEE	W, 118-102	12-17	3-21	KANSAS CITY	L, 111-116	33-38
12-23	at Chicago	W, 108-107	13-17	3-24	PORTLAND	W, 107-95	34-38
12-26	BOSTON	W, 122-100	14-17	3-26	at Milwaukee	L, 109-110 (OT)	34-39
12-28	PORTLAND	L, 106-111	14-18	3-28	at Buffalo	W, 123-118	35-39
12-30	at Buffalo	W, 103-87	15-18	3-29	SEATTLE	W, 121-116	36-39
1-3	at Atlanta	W, 106-103	16-18	3-31	at Chicago	L, 107-117	36-40
1-4	ATLANTA	W, 111-97	17-18	4-1	at Cleveland	L, 99-113	36-41
1-6	at Golden State	L, 106-107	17-19	4-2	MILWAUKEE	L, 121-129	36-42
1-7	at Portland	L, 105-109	17-20	4-5	at Philadelphia	L, 115-126	36-43
1-11	at Seattle	L, 100-106	17-21	4-6	at New York	L, 125-129 (OT)	36-44
1-13	at Phoenix	L, 100-111	17-22	4-7	at Boston	W, 111-109	37-44
1-15	CHICAGO	L, 101-107	17-23	4-9	DENVER	W, 139-137	38-44
1-18	BUFFALO	W, 113-110	18-23				
1-20	at Houston	L, 108-118	18-24				

(Home games in CAPS)

1978-79 REGULAR SEASON (30-52)

PLAYER	G	GS	MIN	FGM	FGA	PCT	FTM	FTA	PCT	OFF	DEF	TOT	AST	PF	DQ	STL	TO	BLK	PTS	PPG	HI
Bob Lanier	53	53	1835	489	950	.515	275	367	.749	164	330	494	140	181	5	20	175	75	1253	23.6	38
M.L. Carr	80	79	3207	587	1143	.514	323	435	.743	219	370	589	262	279	2	197	255	46	1497	18.7	36
John Long	82	60	2498	581	1240	.469	157	190	.826	127	139	266	121	224	1	102	137	19	1319	16.1	28
Kevin Porter	82	82	3064	534	1110	.481	192	266	.722	62	147	209	1099	302	5	158	337	5	1260	15.4	32
Terry Tyler	82	36	2560	456	946	.482	144	219	.658	211	437	648	89	254	3	104	141	201	1056	12.9	32
Leon Douglas	78	64	2215	342	698	.490	208	328	.634	248	416	664	74	319	13	39	190	55	892	11.4	24
Chris Ford	3	3	108	13	35	.371	7	8	.875	9	9	18	5	9	1	1	10	1	33	11.0	22
Earl Tatum	76	16	1195	272	607	.448	48	66	.727	40	81	121	72	158	3	78	85	33	592	7.8	20
Ben Poquette	76	16	1337	198	464	.427	111	142	.782	99	237	336	57	198	4	38	65	98	507	6.7	28
Rickey Green	27	1	431	67	177	.379	45	67	.672	15	25	40	63	37	0	25	44	1	179	6.6	17
Otis Howard	11	0	91	19	45	.422	11	23	.478	13	21	34	4	16	0	2	5	2	49	4.5	16
Bubbles Hawkins	4	0	28	6	16	.375	6	6	1.000	3	3	6	4	7	0	5	2	0	18	4.5	10
Essie Hollis	25	0	154	30	75	.400	9	12	.750	21	24	45	6	28	0	11	14	1	69	2.8	10
Larry McNeill	11	0	46	9	20	.450	11	12	.917	3	7	10	3	7	0	0	4	0	29	2.6	19
Andre Wakefield	71	0	578	62	176	.352	48	69	.696	25	51	76	69	68	0	19	71	2	172	2.4	17
Jim Brewer	25	1	310	27	60	.450	3	15	2.000	34	71	105	13	38	0	13	19	10	57	2.3	7
Steve Sheppard	20	0	76	12	25	.480	8	15	.533	9	10	19	4	10	0	3	4	1	32	1.6	15
Gus Gerard	2	0	6	1	3	.333	1	2	.500	1	0	1	0	0	0	2	0	0	3	1.5	3
Dennis Boyd	5	0	40	3	12	.250	0	0	.000	0	2	2	7	5	0	0	6	0	6	1.2	2
Ron Behagen	1	0	1	0	0	.000	0	0	.000	0	0	0	0	1	0	0	1	0	0	0.0	0
<b>PISTONS</b>	<b>82</b>	<b>—</b>	<b>—</b>	<b>3708</b>	<b>7802</b>	<b>.475</b>	<b>1607</b>	<b>2242</b>	<b>.717</b>	<b>1303</b>	<b>2380</b>	<b>3683</b>	<b>2092</b>	<b>2142</b>	<b>38</b>	<b>846</b>	<b>1599</b>	<b>550</b>	<b>9023</b>	<b>110.0</b>	<b>160</b>
<b>OPPONENTS</b>	<b>82</b>	<b>—</b>	<b>—</b>	<b>3765</b>	<b>7623</b>	<b>.494</b>	<b>1734</b>	<b>2295</b>	<b>.756</b>	<b>1301</b>	<b>2628</b>	<b>3929</b>	<b>2407</b>	<b>1912</b>	<b>21</b>	<b>666</b>	<b>1739</b>	<b>506</b>	<b>9243</b>	<b>112.7</b>	<b>150</b>

1978-79 GAME-BY-GAME

DATE	OPPONENT	RESULT	RECORD	DATE	OPPONENT	RESULT	RECORD
10-13	NEW JERSEY	L, 105-107	0-1	1-16	at New York	L, 110-111	14-29
10-14	at Atlanta	L, 114-122	0-2	1-17	at New Jersey	L, 99-106	14-30
10-17	at New Orleans	L, 108-114	0-3	1-18	PHOENIX	L, 87-97	14-31
10-20	PHILADELPHIA	L, 117-126	0-4	1-20	KANSAS CITY	W, 122-110	15-31
10-21	at Washington	L, 99-119	0-5	1-22	at Denver	W, 121-117	



# HISTORY • 1979-80 DETROIT PISTONS

## 1979-80 REGULAR SEASON (16-66)

PLAYER	G	GS	MIN	FGM	FGA	PCT	FTM	FTA	PCT	OFF	DEF	TOT	AST	PF	DQ	STL	TO	BLK	PTS	PPG	HI
Bob Lanier	37	37	1392	319	584	.546	164	210	.781	108	265	373	122	130	2	38	113	60	802	21.7	34
Bob McAdoo	58	51	2097	492	1025	.480	235	322	.730	100	367	467	200	178	3	73	238	65	1222	21.1	37
John Long	69	66	2364	588	1164	.505	160	194	.825	152	185	337	206	221	4	129	206	26	1337	19.4	38
Greg Kelsner	50	26	1233	280	593	.472	146	203	.719	124	152	276	108	176	5	60	140	34	709	14.2	34
Terry Tyler	82	59	2670	430	925	.465	143	187	.765	228	399	627	129	237	3	107	175	220	1005	12.3	29
Kent Benson	17	10	502	86	187	.460	33	44	.750	30	90	120	51	68	3	19	51	18	206	12.1	26
Jim McElroy	36	26	1012	162	356	.455	95	119	.798	12	38	50	162	78	1	25	88	14	422	11.7	33
Eric Money	55	35	1467	259	510	.508	81	104	.779	28	69	97	238	135	3	53	143	10	599	10.9	26
John Shumate	9	8	228	35	65	.538	17	25	.680	18	52	70	9	16	0	9	14	5	87	9.7	20
Terry Duerod	67	10	1331	282	598	.472	45	66	.682	29	69	98	117	102	0	41	79	11	624	9.3	28
Phil Hubbard	64	13	1189	210	451	.466	165	220	.750	114	206	320	70	202	9	48	120	10	585	9.1	30
Leon Douglas	70	37	1782	221	455	.486	125	185	.676	171	330	501	121	249	10	30	127	62	567	8.1	26
Ron Lee	31	19	803	84	214	.393	35	53	.660	29	61	90	174	107	4	84	68	13	225	7.3	23
Roy Hamilton	72	10	1116	115	287	.401	103	150	.687	45	62	107	192	82	0	48	118	5	333	4.6	17
Earl Evans	36	2	381	63	140	.450	24	42	.571	26	49	75	37	64	0	14	36	1	157	4.4	16
Jackie Robinson	7	0	51	9	17	.529	9	11	.818	3	2	5	0	8	0	3	2	3	27	3.9	10
Steve Malovic	10	1	162	8	25	.320	10	14	.714	9	19	28	14	16	0	2	9	5	26	2.6	9
<b>PISTONS</b>	<b>82</b>	<b>—</b>	<b>—</b>	<b>3643</b>	<b>7596</b>	<b>.480</b>	<b>1580</b>	<b>2149</b>	<b>.740</b>	<b>1226</b>	<b>2415</b>	<b>3641</b>	<b>1950</b>	<b>2069</b>	<b>46</b>	<b>783</b>	<b>1742</b>	<b>562</b>	<b>8933</b>	<b>108.9</b>	<b>137</b>
<b>OPPONENTS</b>	<b>82</b>	<b>—</b>	<b>—</b>	<b>3847</b>	<b>7761</b>	<b>.496</b>	<b>1858</b>	<b>2405</b>	<b>.773</b>	<b>1319</b>	<b>2572</b>	<b>3891</b>	<b>2306</b>	<b>1871</b>	<b>13</b>	<b>874</b>	<b>1583</b>	<b>470</b>	<b>9609</b>	<b>117.2</b>	<b>145</b>

3-point FG: Detroit 57-219 (.260), Lanier 0-5 (.000), McAdoo 3-24 (.125), Long 1-12 (.083), Kelsner 3-15 (.200), Tyler 2-12 (.167), Benson 1-4 (.250), McElroy 3-14 (.214), Duerod 15-53 (.283), Hubbard 0-2 (.000), Douglas 0-1 (.000), Lee 22-56 (.393), Hamilton 0-2 (.000), Evans 7-18 (.389), Robinson 0-1 (.000). Opponents 57-206 (.277)

## 1979-80 GAME-BY-GAME

DATE	OPPONENT	RESULT	RECORD	DATE	OPPONENT	RESULT	RECORD
10-12	INDIANA	W, 114-105	1-0	1-8	at Utah	L, 110-124	10-33
10-13	at San Antonio	W, 112-110	2-0	1-11	L.A. LAKERS	L, 100-123	10-34
10-16	at Cleveland	L, 117-137	2-1	1-12	at Indiana	L, 109-122	10-35
10-18	NEW YORK	W, 129-115	3-1	1-13	CHICAGO	W, 107-102	11-35
10-19	at Philadelphia	L, 104-112	3-2	1-17	WASHINGTON	W, 110-107	12-35
10-20	at Washington	L, 106-117	3-3	1-19	HOUSTON	W, 122-110	13-35
10-24	WASHINGTON	W, 104-103	4-3	1-22	at Chicago	L, 131-145	13-36
10-26	SAN ANTONIO	L, 113-129	4-4	1-23	BOSTON	L, 104-131	13-37
10-27	at Milwaukee	L, 118-132	4-5	1-25	at New Jersey	W, 119-116	14-37
11-1	CLEVELAND	L, 125-127	4-6	1-27	NEW YORK	L, 93-98	14-38
11-3	HOUSTON	L, 111-114	4-7	1-29	GOLDEN STATE	L, 100-111	14-39
11-7	ATLANTA	L, 107-115	4-8	1-30	at Philadelphia	L, 108-122	14-40
11-9	PHILADELPHIA	W, 106-98	5-8	2-7	SEATTLE	L, 102-119	14-41
11-10	at Houston	L, 104-112	5-9	2-9	at New York	L, 107-114	14-42
11-14	at Boston	L, 111-115	5-10	2-10	at Boston	L, 111-128	14-43
11-17	NEW JERSEY	L, 93-98	5-11	2-13	CLEVELAND	L, 102-107	14-44
11-20	at Atlanta	L, 105-109	5-12	2-15	PHILADELPHIA	L, 104-114	14-45
11-21	UTAH	W, 98-93	6-12	2-16	at Cleveland	L, 104-123	14-46
11-23	MILWAUKEE	W, 119-100	7-12	2-17	ATLANTA	L, 99-108	14-47
11-24	at Indiana	L, 97-115	7-13	2-21	PHOENIX	L, 116-125	14-48
11-27	at New York	L, 114-116 (OT)	7-14	2-23	PORTLAND	L, 107-130	14-49
11-28	at New Jersey	L, 89-98	7-15	2-27	SAN DIEGO	L, 113-129	14-50
11-29	KANSAS CITY	L, 95-105	7-16	2-29	NEW JERSEY	W, 137-128 (OT)	15-50
12-1	SAN ANTONIO	W, 134-124	8-16	3-2	at Boston	L, 115-118	15-51
12-4	BOSTON	L, 114-118 (OT)	8-17	3-4	at Washington	L, 107-135	15-52
12-5	at Kansas City	L, 93-109	8-18	3-5	NEW YORK	W, 120-113	16-52
12-7	at Houston	L, 109-124	8-19	3-7	WASHINGTON	L, 105-106	16-53
12-8	at Indiana	L, 102-103	8-20	3-8	at New York	L, 104-110	16-54
12-12	at Golden State	W, 114-96	9-20	3-9	at New Jersey	L, 100-140	16-55
12-14	at L.A. Lakers	L, 122-138	9-21	3-12	NEW JERSEY	L, 119-137	16-56
12-15	at Phoenix	L, 105-126	9-22	3-14	SAN ANTONIO	L, 102-113	16-57
12-16	at San Diego	L, 126-133	9-23	3-16	HOUSTON	L, 99-102	16-58
12-18	PHILADELPHIA	L, 102-114	9-24	3-17	at Philadelphia	L, 109-123	16-59
12-20	ATLANTA	L, 103-122	9-25	3-18	CLEVELAND	L, 107-108 (OT)	16-60
12-22	at San Antonio	L, 112-141	9-26	3-20	BOSTON	L, 106-124	16-61
12-25	at Cleveland	L, 101-111	9-27	3-21	at Atlanta	L, 95-108	16-62
12-26	INDIANA	L, 97-98	9-28	3-23	at Washington	L, 114-119	16-63
12-28	DENVER	W, 114-98	10-28	3-26	INDIANA	L, 114-124	16-64
12-29	at Atlanta	L, 104-115	10-29	3-28	at Houston	L, 112-128	16-65
1-2	at Denver	L, 116-135	10-30	3-30	at San Antonio	L, 124-144	16-66
1-4	at Seattle	L, 105-123	10-31				
1-6	at Portland	L, 102-119	10-32		(Home games in CAPS)		

# 1980-81 DETROIT PISTONS • HISTORY

## 1980-81 REGULAR SEASON (21-61)

PLAYER	G	GS	MIN	FGM	FGA	PCT	FTM	FTA	PCT	OFF	DEF	TOT	AST	PF	DQ	STL	TO	BLK	PTS	PPG	HI
John Long	59	54	1750	441	957	.461	160	184	.870	95	102	197	106	164	3	95	151	22	1044	17.7	40
Kent Benson	59	57	1956	364	770	.473	196	254	.772	124	276	400	172	184	1	72	190	67	924	15.7	27
Phil Hubbard	80	62	2289	433	880	.492	294	426	.690	236	350	586	150	317	14	80	229	20	1161	14.5	29
Keith Herron	80	33	2270	432	954	.453	228	267	.854	98	113	211	148	154	1	91	153	26	1094	13.7	29
Terry Tyler	82	67	2549	476	895	.532	148	250	.592	198	369	567	136	215	2	112	163	180	1100	13.4	31
Greg Kelsner	25	16	654	120	285	.421	68	106	.642	53	67	120	45	89	0	34	78	29	308	12.3	33
Bob McAdoo	6	4	168	30	82	.366	12	20	.600	9	32	41	20	16	0	8	18	7	72	12.0	16
Wayne Robinson	81	0	1592	234	509	.460	175	240	.729	117	177	294	112	186	2	46	149	24	643	7.9	19
Larry Wright	45	38	997	140	303	.462	53	66	.803	26	62	88	153	114	1	42	74	7	335	7.4	19
Paul Mokeski	80	34	1815	224	458	.489	120	200	.600	141	277	418	135	267	7	38	160	73	568	7.1	18
Larry Drew	76	16	1581	197	484	.407	106	133	.797	24	96	120	249	125	0	88	166	7	504	6.6	23
Ron Lee	82	28	1829	113	323	.350	113	156	.724	65	155	220	362	260	4	166	173	29	341	4.2	15
Tony Fuller	15	2	248	24	66	.364	12	16	.750	13	29	42	28	25	0	10	23	1	60	4.0	9
Ed Lawrence	3	0	19	5	8	.625	2	4	.500	2	2	4	1	6	0	1	1	0	12	4.0	6
Norman Black	3	0	28	3	10	.300	2	8	.250	0	2	2	2	2	0	1	1	0	8	2.7	4
Lee Johnson	12	0	90	7	25	.280	0	0	.000	6	16	22	1	18	0	0	7	5	14	1.2	6
<b>PISTONS</b>	<b>82</b>	<b>—</b>	<b>—</b>	<b>3236</b>	<b>6986</b>	<b>.463</b>	<b>1689</b>	<b>2330</b>	<b>.725</b>	<b>1201</b>	<b>2111</b>	<b>3312</b>	<b>1819</b>	<b>2125</b>	<b>35</b>	<b>884</b>	<b>1759</b>	<b>492</b>	<b>8174</b>	<b>99.7</b>	<b>123</b>
<b>OPPONENTS</b>	<b>82</b>	<b>—</b>	<b>—</b>	<b>3499</b>	<b>6869</b>	<b>.509</b>	<b>1663</b>	<b>2217</b>	<b>.750</b>	<b>1080</b>	<b>2396</b>	<b>3486</b>	<b>2033</b>	<b>2095</b>	<b>20</b>	<b>793</b>	<b>1797</b>	<b>585</b>	<b>8692</b>	<b>106.0</b>	<b>149</b>

3-point FG: Detroit 13-84 (.155), Long 2-11 (.182), Benson 0-4 (.000), Hubbard 1-3 (.333), Herron 2-11 (.182), Tyler 0-8 (.000), Kelsner 0-2 (.000), Robinson 0-6 (.000), Wright 2-7 (.286), Mokeski 0-1 (.000), Drew 4-17 (.235), Lee 2-13 (.154), Fuller 0-1 (.000). Opponents 31-127 (.244).

## 1980-81 GAME-BY-GAME

DATE	OPPONENT	RESULT	RECORD	DATE	OPPONENT	RESULT	RECORD
10-10	WASHINGTON	L, 85-95	0-1	1-7	at Seattle	L, 94-99	11-31
10-11	at Indiana	L, 87-100	0-2	1-10	at Golden State	L, 103-105	11-32
10-13	at New Jersey	L, 92-108	0-3	1-11	at L.A. Lakers	L, 108-117	11-33
10-14	at Cleveland	L, 91-99	0-4	1-13	MILWAUKEE	L, 96-119	11-34
10-16	SAN ANTONIO	L, 99-102	0-5	1-14	at Indiana	L, 99-101	11-35
10-18	ATLANTA	L, 123-125 (2OT)	0-6	1-15	WASHINGTON	L, 89-106	11-36
10-22	PHILADELPHIA	L, 93-94	0-7	1-17	NEW JERSEY	L, 104-116	11-37
10-25	at Houston	W, 112-109	1-7	1-19	at Boston	L, 90-92	11-38
10-29	BOSTON	L, 85-103	1-8	1-20	PHILADELPHIA	W, 83-75	



# HISTORY • 1981-82 DETROIT PISTONS

## 1981-82 REGULAR SEASON (39-43)

PLAYER	G	GS	MIN	FGM	FGA	PCT	FTM	FTA	PCT	OFF	DEF	TOT	AST	PF	DQ	STL	TO	BLK	PTS	PPG	HI
John Long	69	66	2211	637	1294	.492	238	275	.865	95	162	257	148	173	0	65	167	25	1514	21.9	41
Kelly Tripucka	82	82	3077	636	1281	.496	495	621	.797	219	224	443	270	241	0	89	280	16	1772	21.6	49
Isiah Thomas	72	72	2433	453	1068	.424	302	429	.704	57	152	209	565	253	2	150	299	17	1225	17.0	34
Bill Laimbeer	30	30	935	146	283	.516	91	112	.813	110	230	340	55	126	2	17	60	34	384	12.8	24
Kent Benson	75	72	2467	405	802	.505	127	158	.804	219	434	653	159	214	2	66	180	98	940	12.5	27
Phil Hubbard	52	38	1104	207	410	.505	106	163	.650	101	171	272	67	176	1	38	99	16	520	10.0	20
Terry Tyler	82	0	1989	336	643	.523	142	192	.740	154	339	493	126	182	1	77	121	160	815	9.9	22
Greg Kelsner	11	0	183	35	86	.407	27	41	.659	13	26	39	12	32	0	5	22	7	97	8.8	14
Edgar Jones	48	19	802	142	259	.548	90	129	.698	70	137	207	40	149	3	28	66	92	375	7.8	25
Vinnie Johnson	67	15	1191	208	422	.493	98	130	.754	75	69	144	160	93	0	50	91	23	517	7.7	20
Kenny Carr	28	6	444	77	168	.458	53	82	.646	53	84	137	23	69	0	6	40	6	207	7.4	16
Steve Hayes	26	0	416	46	93	.495	25	41	.610	32	68	100	24	54	0	3	17	18	117	4.5	9
Alan Hardy	38	0	487	54	111	.486	18	29	.621	14	20	34	20	32	0	9	20	4	142	3.7	13
Ron Lee	81	8	1467	88	246	.358	84	119	.706	35	120	155	312	221	3	116	123	20	278	3.4	11
Paul Mokeski	39	3	523	49	111	.441	25	33	.758	35	87	122	24	103	2	13	39	23	123	3.2	9
Jeff Judkins	30	0	251	31	81	.383	16	26	.615	14	20	34	14	33	0	6	9	5	79	2.6	8
Glenn Hagan	4	0	25	3	7	.429	1	1	1.000	2	2	4	8	7	0	3	1	0	7	1.8	5
Larry Wright	1	0	6	0	1	.000	0	0	.000	0	0	0	0	2	0	0	1	0	0	0.0	0

PISTONS	82	—	—	3561	7391	.482	1938	2581	.751	1298	2345	3643	2027	2160	16	741	1629	564	9112	111.1	132
OPPONENTS	82	—	—	3743	7362	.508	1648	2211	.745	1159	2434	3593	2191	2383	40	782	1637	581	9187	112.0	147

3-point FG: Detroit 52-213 (.244), Long 2-15 (.133), Tripucka 5-22 (.227), Thomas 17-59 (.288), Laimbeer 1-7 (.143), Benson 3-11 (.273), Hubbard 0-3 (.000), Tyler 1-4 (.250), Kelsner 0-3 (.000), Jones 1-2 (.500), Johnson 3-11 (.273), Carr 0-1 (.000), Hardy 0-5 (.000), Lee 18-59 (.305), Mokeski 0-1 (.000), Judkins 1-10 (.100), Opponents 41-175 (.234).

## 1981-82 GAME-BY-GAME

DATE	OPPONENT	RESULT	RECORD	DATE	OPPONENT	RESULT	RECORD
10-30	MILWAUKEE	W, 118-113	1-0	1-23	at Phoenix	L, 90-113	17-26
10-31	at Chicago	W, 119-106	2-0	1-27	ATLANTA	W, 108-107	18-26
11-5	NEW JERSEY	W, 109-103	3-0	2-2	at Atlanta	W, 106-105	19-26
11-6	at Washington	L, 82-86	3-1	2-5	at Chicago	W, 110-103	20-26
11-7	BOSTON	L, 88-129	3-2	2-6	NEW JERSEY	L, 120-125	20-27
11-10	PHILADELPHIA	L, 93-95	3-3	2-9	CHICAGO	W, 128-123 (OT)	21-27
11-12	CLEVELAND	W, 130-99	4-3	2-10	at New Jersey	L, 108-115	21-28
11-14	at Atlanta	W, 117-104	5-3	2-11	CLEVELAND	W, 123-113	22-28
11-18	at Cleveland	L, 103-110	5-4	2-13	PORTLAND	L, 120-128	22-29
11-19	WASHINGTON	W, 122-97	6-4	2-16	HOUSTON	W, 111-109	23-29
11-21	UTAH	W, 95-86	7-4	2-17	at San Antonio	L, 112-126	23-30
11-24	at Milwaukee	L, 95-103	7-5	2-20	INDIANA	W, 115-100	24-30
11-25	at Kansas City	W, 129-122 (OT)	8-5	2-25	SAN ANTONIO	L, 116-119	24-31
11-27	ATLANTA	L, 112-114	8-6	2-27	KANSAS CITY	W, 127-119	25-31
11-28	at Philadelphia	L, 103-116	8-7	2-28	at Indiana	L, 101-112	25-32
12-1	at New York	L, 100-112	8-8	3-2	at Milwaukee	L, 91-101	25-33
12-2	at Boston	L, 114-115	8-9	3-4	CHICAGO	W, 122-97	26-33
12-4	at Indiana	L, 95-105	8-10	3-6	at New York	W, 115-111	27-33
12-5	MILWAUKEE	L, 108-111	8-11	3-8	BOSTON	L, 101-111	27-34
12-10	NEW YORK	L, 101-106 (OT)	8-12	3-10	DENVER	L, 113-124	27-35
12-12	at Seattle	L, 111-117	8-13	3-12	GOLDEN STATE	W, 121-117	28-35
12-13	at Portland	L, 99-105	8-14	3-14	at Cleveland	W, 109-103	29-35
12-15	at Golden State	W, 108-104	9-14	3-16	SAN DIEGO	W, 114-110	30-35
12-17	INDIANA	L, 96-100	9-15	3-18	SEATTLE	W, 119-115	31-35
12-19	NEW YORK	W, 132-104	10-15	3-19	at Houston	W, 111-102	32-35
12-22	at Dallas	W, 106-98	11-15	3-21	at Atlanta	L, 111-109	32-36
12-23	at Denver	W, 124-119	12-15	3-25	PHILADELPHIA	W, 100-98	33-36
12-26	CHICAGO	W, 96-94	13-15	3-26	at Boston	L, 104-125	33-37
12-29	at Washington	L, 125-129	13-16	3-27	at New Jersey	W, 123-121	34-37
12-30	at New Jersey	L, 119-130	13-17	3-30	at Washington	L, 98-127	34-38
1-2	at New York	L, 108-121	13-18	3-31	at Indiana	L, 106-108	34-39
1-5	PHILADELPHIA	W, 124-101	14-18	4-1	DALLAS	L, 120-121	34-40
1-7	PHOENIX	L, 94-110	14-19	4-3	INDIANA	W, 105-102	35-40
1-9	L.A. LAKERS	L, 127-130	14-20	4-7	ATLANTA	W, 120-115	36-40
1-10	n - at Boston	L, 124-134	14-21	4-9	MILWAUKEE	L, 100-118	36-41
1-12	at Chicago	W, 122-111	15-21	4-11	NEW YORK	W, 97-89	37-41
1-14	WASHINGTON	L, 114-121	15-22	4-14	at Philadelphia	L, 111-110	37-42
1-16	BOSTON	L, 120-128	15-23	4-15	CLEVELAND	W, 120-110	38-42
1-17	at Milwaukee	W, 108-103	16-23	4-17	NEW JERSEY	L, 132-147	38-43
1-19	at Utah	L, 117-123	16-24	4-18	at Cleveland	W, 116-113 (OT)	39-43
1-21	at San Diego	W, 120-110	17-24				
1-22	at L.A. Lakers	L, 111-123	17-25				

(Home games in CAPS; n - neutral site)

# 1982-83 DETROIT PISTONS • HISTORY

## 1982-83 REGULAR SEASON (37-45)

PLAYER	G	GS	MIN	FGM	FGA	PCT	FTM	FTA	PCT	OFF	DEF	TOT	AST	PF	DQ	STL	TO	BLK	PTS	PPG	HI
Kelly Tripucka	58	58	2252	565	1156	.489	392	464	.845	126	138	264	237	157	0	67	187	20	1536	26.5	56
Isiah Thomas	81	81	3093	725	1537	.472	368	518	.710	105	223	328	634	318	8	199	326	29	1854	22.9	46
Vinnie Johnson	82	51	2511	520	1013	.513	245	315	.778	167	186	353	301	263	2	93	152	49	1296	15.8	33
Bill Laimbeer	82	82	2871	436	877	.497	245	310	.790	282	711	993	263	320	9	51	176	118	1119	13.6	30
Terry Tyler	82	56	2543	421	880	.478	146	196	.745	180	360	540	157	221	3	103	120	160	990	12.1	32
John Long	70	30	1485	312	692	.451	111	146	.760	56	124	180	105	130	1	44	144	12	737	10.5	29
Kent Benson	21	15	599	85	182	.467	38	50	.760	53	102	155	49	61	0	14	35	17	208	9.9	18
Edgar Jones	49	25	1036	145	294	.493	117	172	.680	80	191	271	69	160	5	28	103	77	409	8.3	19
Scott May	9	1	155	21	50	.420	17	21	.810	10	16	26	12	24	1	5	13	2	59	6.6	11
Cliff Levingston	62	5	879	131	270	.485	84	147	.571	104	128	232	52	125	2	23	73	36	346	5.6	24
Ray Tolbert	28	0	395	57	124	.460	28	59	.475	26	65	91	19	56	0	10	32	23	142	5.1	20
Tom Owens	49	4	725	81	192	.422	45	66	.682	66	120	186	44	115	0	12	48	14	207	4.2	12
James Wilkes	9	0	129	11	34	.324	12	15	.800	9	10	19	10	22	0	3	5	1	34	3.8	8
Walker D. Russell	68	1	757	67	184	.364	47	58	.810	19	54	73	131	71	0	16	92	1	183	2.7	16
Ricky Pierce	39	1	265	33	88	.375	18	32	.563	15	20	35	14	42	0	8	18	4	85	2.2	13
Jim Smith	4	0	18	3	4	.750	2	4	.500	0	5	5	0	4	0	0	0	0	8	2.0	5
Jim Johnstone	16	0	137	9	20	.450	6	15	.400	11	19	30	10	24	0	2	11	6	24	1.5	4
Jim Zoet	7	0	30	1	5	.200	0	0	.000	3	5	8	1	9	0	1	4	3	2	0.3	2

PISTONS	82	—	—	3623	7602	.477	1921	2588	.742	1312	2477	3789	2108	2122	31	679	1557	572	9239	112.7	152
OPPONENTS	82	—	—	3802	7679	.495	1647	2287	.720	1266	2594	3860	2252	2326	43	761	1580	561	9272	113.1	147

3-point FG: Detroit 72-272 (.265), Tripucka 14-37 (.378), Thomas 36-125 (.288), Johnson 11-40 (.275), Laimbeer 2-13 (.154), Tyler 2-15 (.133), Long 2-7 (.286), Benson 0-1 (.000), Jones 2-6 (.333), Levingston 0-1 (.000), Tolbert 0-1 (.000), Wilkes 0-1 (.000), Russell 2-18 (.111), Pierce 1-7 (.143), Opponents 21-182 (.115).

## 1982-83 GAME-BY-GAME

DATE	OPPONENT	RESULT	RECORD	DATE	OPPONENT	RESULT	RECORD
10-29	ATLANTA	W, 94-86	1-0	1-22	ATLANTA	W, 111-109	21-21
10-31	at Indiana	W, 118-115	2-0	1-24	at Atlanta	W, 112-108	22-21
11-2	at Cleveland	W, 128-119	3-0	1-26	SEATTLE	L, 109-118	22-22
11-3	CHICAGO	W, 152-144	4-0	1-28	CLEVELAND	L, 106-107	22-23
11-5	PHILADELPHIA	L, 109-120	4-1	1-29	CHICAGO	W, 128-126	23-23
11-6	at Atlanta	L, 93-95	4-2	2-2			



1983-84 REGULAR SEASON (49-33)

PLAYER	G	GS	MIN	FGM	FGA	PCT	FTM	FTA	PCT	OFF	DEF	TOT	AST	PF	DQ	STL	TO	BLK	PTS	PPG	HI
Isiah Thomas	82	82	3007	669	1448	.462	388	529	.733	103	224	327	914	324	8	204	307	33	1748	21.3	47
Kelly Tripucka	76	75	2493	595	1296	.459	426	523	.815	119	187	306	228	190	0	65	190	17	1618	21.3	44
Bill Laimbeer	82	82	2864	553	1044	.530	316	365	.866	329	674	1003	149	273	4	49	151	84	1422	17.3	33
John Long	82	82	2514	545	1155	.472	243	275	.884	139	150	289	205	199	1	93	143	18	1334	16.3	41
Vinnie Johnson	82	0	1909	426	901	.473	207	275	.753	130	107	237	271	196	1	44	135	19	1063	13.0	28
Terry Tyler	82	7	1802	313	691	.453	94	132	.712	104	181	285	76	151	1	63	78	59	722	8.8	20
Cliff Livingston	80	24	1746	229	436	.525	125	186	.672	234	311	545	109	281	7	44	77	78	583	7.3	22
Kent Benson	82	58	1734	248	451	.550	83	101	.822	117	292	409	130	230	4	71	79	53	579	7.1	23
Ray Tolbert	49	0	475	64	121	.529	23	45	.511	45	53	98	26	88	1	12	26	20	151	3.1	10
Earl Cureton	73	0	907	81	177	.458	31	59	.525	86	201	287	36	143	3	24	55	31	193	2.6	13
Walker D. Russell	16	0	119	14	42	.333	12	13	.923	6	13	19	22	25	0	4	9	0	41	2.6	13
Lionel Hollins	32	0	216	24	63	.381	11	13	.846	4	18	22	62	26	0	13	24	1	59	1.8	8
David Thirdkill	46	0	291	31	72	.431	15	31	.484	9	22	31	27	44	0	10	19	3	77	1.7	9
Ken Austin	7	0	28	6	13	.462	0	0	.000	2	1	3	1	7	0	1	3	1	12	1.7	6
<b>PISTONS</b>	<b>82</b>	<b>—</b>	<b>—</b>	<b>3798</b>	<b>7910</b>	<b>.480</b>	<b>1974</b>	<b>2547</b>	<b>.775</b>	<b>1430</b>	<b>2434</b>	<b>3861</b>	<b>2256</b>	<b>2177</b>	<b>30</b>	<b>697</b>	<b>1310</b>	<b>417</b>	<b>9612</b>	<b>117.2</b>	<b>186</b>
<b>OPPONENTS</b>	<b>82</b>	<b>—</b>	<b>—</b>	<b>3657</b>	<b>7369</b>	<b>.496</b>	<b>1941</b>	<b>2577</b>	<b>.753</b>	<b>1163</b>	<b>2457</b>	<b>3620</b>	<b>2193</b>	<b>2187</b>	<b>46</b>	<b>621</b>	<b>1478</b>	<b>522</b>	<b>9318</b>	<b>113.6</b>	<b>184</b>

3-point FG: Detroit 32-141 (.227), Thomas 22-65 (.338), Tripucka 2-17 (.118), Laimbeer 0-11 (.000), Long 1-5 (.200), Johnson 4-19 (.211), Tyler 2-13 (.154), Livingston 0-3 (.000), Benson 0-1 (.000), Tolbert 0-1 (.000), Cureton 0-1 (.000), Russell 1-2 (.500), Hollins 0-2 (.000), Thirdkill 0-1 (.000). Opponents 53-202 (.262).

1983-84 GAME-BY-GAME

DATE	OPPONENT	RESULT	RECORD	DATE	OPPONENT	RESULT	RECORD
10-28	BOSTON	W, 127-121	1-0	1-31	at Cleveland	L, 112-114 (OT)	23-20
10-29	at Atlanta	L, 115-117	1-1	2-2	at Washington	W, 139-129	24-20
11-1	MILWAUKEE	W, 106-93	2-1	2-3	SAN DIEGO	W, 126-111	25-20
11-3	at Washington	L, 88-111	2-2	2-5	at Boston	L, 134-137 (OT)	25-21
11-4	HOUSTON	L, 108-113	2-3	2-7	CLEVELAND	W, 130-99	26-21
11-9	PHILADELPHIA	W, 120-116	3-3	2-10	GOLDEN STATE	W, 134-116	27-21
11-11	at Boston	L, 118-126	3-4	2-11	SAN ANTONIO	L, 116-123	27-22
11-12	KANSAS CITY	W, 131-106	4-4	2-14	at Houston	W, 126-119	28-22
11-15	at Chicago	L, 110-112	4-5	2-18	at Dallas	W, 120-115	29-22
11-16	SEATTLE	W, 122-120	5-5	2-19	at San Antonio	W, 142-140 (OT)	30-22
11-18	UTAH	W, 128-120	6-5	2-21	at Kansas City	L, 112-119	30-23
11-19	at New York	L, 101-104 (OT)	6-6	2-22	NEW YORK	W, 114-111	31-23
11-22	at Philadelphia	L, 108-112	6-7	2-24	at Indiana	L, 100-108	31-24
11-23	at Indiana	W, 115-113	7-7	2-26	CLEVELAND	W, 121-109	32-24
11-25	WASHINGTON	L, 111-120	7-8	2-28	at Atlanta	W, 101-96	33-24
11-27	at Boston	L, 99-114	7-9	2-29	WASHINGTON	W, 137-106	34-24
11-29	CLEVELAND	W, 103-93	8-9	3-2	NEW YORK	L, 102-117	34-25
12-2	ATLANTA	W, 128-92	9-9	3-4	L.A. LAKERS	L, 114-118	34-26
12-3	INDIANA	W, 117-99	10-9	3-6	at Chicago	W, 124-108	35-26
12-8	at Golden State	L, 129-130	10-10	3-7	ATLANTA	W, 107-93	36-26
12-9	at Portland	L, 117-123	10-11	3-9	NEW JERSEY	W, 122-118	37-26
12-11	at Seattle	L, 131-135	10-12	3-10	WASHINGTON	W, 137-106	38-26
12-13	at Denver	W, 186-184 (3OT)	11-12	3-13	at Milwaukee	L, 95-116	38-27
12-17	BOSTON	L, 115-129	11-13	3-14	DENVER	L, 121-125	38-28
12-20	DALLAS	W, 116-104	12-13	3-16	NEW JERSEY	L, 108-117	38-29
12-21	at Cleveland	W, 119-112	13-13	3-19	at Utah	L, 125-143	38-30
12-23	PHILADELPHIA	L, 106-108	13-14	3-21	at San Diego	W, 132-123	39-30
12-27	PORTLAND	W, 140-100	14-14	3-23	at L.A. Lakers	W, 121-118	40-30
12-28	at New York	W, 111-108	15-14	3-24	at Phoenix	W, 120-109	41-30
12-30	CHICAGO	W, 103-96	16-14	3-27	at Chicago	W, 111-83	42-30
1-3	at Washington	L, 102-103	16-15	3-28	CHICAGO	W, 108-101	43-30
1-4	PHOENIX	W, 128-114	17-15	3-29	at New Jersey	L, 116-118	43-31
1-6	NEW YORK	W, 118-107	18-15	3-31	MILWAUKEE	W, 107-105	44-31
1-8	at Milwaukee	W, 111-100	19-15	4-3	PHILADELPHIA	W, 118-115	45-31
1-11	at Indiana	W, 112-96	20-15	4-6	at New York	W, 115-107	46-31
1-13	CHICAGO	W, 115-104	21-15	4-7	at Milwaukee	L, 92-110	46-32
1-14	at Cleveland	W, 131-131 (OT)	22-15	4-10	INDIANA	W, 100-98	47-32
1-17	at Philadelphia	L, 117-128	22-16	4-11	at Philadelphia	W, 126-113	48-32
1-18	NEW JERSEY	L, 115-124	22-17	4-13	BOSTON	W, 128-120 (OT)	49-32
1-20	ATLANTA	W, 116-94	23-17	4-14	at Atlanta	L, 107-115	49-33
1-21	at New Jersey	L, 103-120	23-18				
1-24	INDIANA	L, 107-114	23-19				

(Home games in CAPS)

1984-85 REGULAR SEASON (46-36)

PLAYER	G	GS	MIN	FGM	FGA	PCT	FTM	FTA	PCT	OFF	DEF	TOT	AST	PF	DQ	STL	TO	BLK	PTS	PPG	HI
Isiah Thomas	81	81	3089	646	1410	.458	399	493	.809	114	247	361	1123	288	8	187	302	25	1720	21.2	38
Kelly Tripucka	55	43	1675	396	831	.477	255	288	.885	66	152	218	135	118	1	49	118	14	1049	19.1	45
Bill Laimbeer	82	82	2892	595	1177	.506	244	306	.797	295	718	1013	154	308	4	69	129	71	1438	17.5	35
John Long	66	55	1820	431	885	.487	106	123	.862	81	109	190	130	139	0	71	98	14	973	14.7	28
Vinnie Johnson	82	16	2093	428	942	.454	190	247	.769	134	118	252	325	205	2	71	135	20	1051	12.8	28
Terry Tyler	82	53	2004	422	855	.494	106	148	.716	148	275	423	63	192	0	49	76	90	950	11.6	28
Dan Roundfield	56	43	1492	236	505	.467	139	178	.781	175	278	453	102	147	0	26	123	54	611	10.9	27
Kent Benson	72	35	1401	201	397	.506	76	94	.809	103	221	324	93	207	4	53	68	44	478	6.6	15
Earl Cureton	81	1	1642	207	428	.484	82	144	.569	169	250	419	83	216	1	56	114	42	496	6.1	18
Tony Campbell	56	0	625	130	262	.496	56	70	.800	41	48	89	24	107	1	28	69	3	316	5.6	17
Brook Steppe	54	0	486	83	178	.466	87	104	.837	25	32	57	35	61	0	16	43	4	253	4.7	13
David Thirdkill	10	1	115	12	23	.522	5	11	.455	4	4	8	1	16	0	3	12	2	29	2.9	8
Major Jones	47	0	418	48	87	.552	33	51	.647	48	80	128	15	58	0	9	35	14	129	2.7	15
Lorenzo Romar	5	0	35	2	8	.250	5	5	1.000	0	0	10	5	0	4	5	0	4	9	1.8	5
Terry Teagle	2	0	5	1	2	.500	0	0	.000	0	0	0	0	2	0	0	1	0	2	1.0	2
Sidney Lowe	6	0	31	2	7	.286	0	0	.000	0	1	1	8	5	0	0	2	0	4	0.7	4
Dale Wilkinson	2	0	7	0	2	.000	0	0	.000	0	1	1	0	2	0	0	0	0	0	0.0	0
<b>PISTONS</b>	<b>82</b>	<b>—</b>	<b>—</b>	<b>3840</b>	<b>7999</b>	<b>.480</b>	<b>1783</b>	<b>2262</b>	<b>.788</b>	<b>1403</b>	<b>2534</b>	<b>3937</b>	<b>2302</b>	<b>2076</b>	<b>21</b>	<b>691</b>	<b>1341</b>	<b>397</b>	<b>9508</b>	<b>116.0</b>	<b>148</b>
<b>OPPONENTS</b>	<b>82</b>	<b>—</b>	<b>—</b>	<b>3700</b>	<b>7457</b>	<b>.496</b>	<b>1826</b>	<b>2404</b>	<b>.760</b>	<b>1109</b>	<b>2563</b>	<b>3672</b>	<b>2107</b>	<b>2017</b>	<b>30</b>	<b>642</b>	<b>1486</b>	<b>508</b>	<b>9304</b>	<b>113.5</b>	<b>148</b>

3-point FG: Detroit 45-199 (.226), Thomas 29-113 (.257), Tripucka 2-5 (.400), Laimbeer 4-18 (.222), Long 5-15 (.333), Johnson 5-27 (.185), Tyler 0-8 (.000), Roundfield 0-2 (.000), Benson 0-3 (.000), Cureton 0-3 (.000), Campbell 0-1 (.000), Steppe 0-1 (.000), Thirdkill 0-1 (.000), Romar 0-2 (.000). Opponents 78-249 (.313).

1984-85 GAME-BY-GAME

DATE	OPPONENT	RESULT	RECORD	DATE	OPPONENT	RESULT	RECORD
10-26	BOSTON	L, 123-130	0-1	1-26	SEATTLE	W, 132-113	26-16
10-27	at New York	L, 118-137	0-2	1-27	WASHINGTON	W, 115-105	27-16
10-30	CLEVELAND	W, 124-107	1-2	1-29	at Boston	L, 130-131	27-17
11-1	at Atlanta	W, 118-114	2-2	1-30	KANSAS CITY	W, 120-116	28-17
11-2	at Boston	L, 116-127	2-3	2-2	ATLANTA	W, 110-102 (OT)	29-17
11-5	at Cleveland	W, 107-98	3-3	2-4	at Milwaukee	W, 113-111 (OT)	30-17
11-7	CHICAGO	L, 118-122	3-4	2-5	NEW JERSEY	L, 117-119	30-18
11-10	MILWAUKEE	W, 104-100	4-4	2-7	at Washington	L, 126-128 (2OT)	30-19
11-14	at Philadelphia	W, 137-133 (OT)	5-4	2-12	at Chicago	L, 126-139 (OT)	30-20
11-16	PHILADELPHIA	L, 90-101	5-5	2-13	DALLAS	W, 124-119	31-20
11-17	at Dallas	W, 124-110	6-5	2-15	at New Jersey	L, 123-124	31-21
11-20	at Houston	L, 117-123	6-6	2-16	PHILADELPHIA	L, 114-125	31-22
11-21	at San Antonio	W,					



1985-86 REGULAR SEASON (46-36)

PLAYER	G	GS	MIN	FGM	FGA	PCT	FTM	FTA	PCT	OFF	DEF	TOT	AST	PF	DQ	STL	TO	BLK	PTS	PPG	HI
Isiah Thomas	77	77	2790	609	1248	.488	365	462	.790	83	194	277	830	245	9	171	289	20	1609	20.9	39
Kelly Tripucka	81	81	2626	615	1236	.498	380	444	.856	116	232	348	265	167	0	93	183	10	1622	20.0	41
Bill Laimbeer	82	82	2891	545	1107	.492	266	319	.834	305	770	1075	146	291	4	59	133	65	1360	16.6	29
Vinnie Johnson	79	12	1978	465	996	.467	165	214	.771	119	107	226	269	180	2	80	88	23	1097	13.9	35
John Long	62	30	1176	264	548	.482	89	104	.856	47	51	98	82	92	0	41	59	13	620	10.0	28
Joe Dumars	82	45	1957	287	597	.481	190	238	.798	60	59	119	390	200	1	66	158	11	769	9.4	22
Earl Cureton	80	19	2017	285	584	.505	117	211	.555	198	306	504	137	239	3	58	150	58	687	8.6	25
Tony Campbell	82	1	1292	294	608	.484	58	73	.795	83	153	236	45	164	0	62	86	7	648	7.9	20
Kent Benson	72	51	1344	201	415	.484	66	83	.795	118	258	376	80	196	3	58	58	51	469	6.5	21
Rick Mahorn	80	12	1442	157	345	.455	81	119	.681	121	291	412	64	261	4	40	109	61	395	4.9	22
Chuck Nevitt	25	0	101	12	32	.375	15	20	.750	10	15	25	5	29	0	2	7	17	39	1.6	8
Mike Gibson	32	0	161	20	51	.392	8	11	.727	15	25	40	5	35	0	8	6	4	48	1.5	9
Walker D. Russell	1	0	2	0	1	.000	0	0	.000	0	0	0	1	0	0	0	0	0	0	0.0	0
Ron Crevier	2	0	3	0	2	.000	0	2	.000	1	0	1	0	2	0	0	0	0	0	0.0	0
<b>PISTONS</b>	<b>82</b>	<b>—</b>	<b>—</b>	<b>3754</b>	<b>7750</b>	<b>.484</b>	<b>1800</b>	<b>2300</b>	<b>.783</b>	<b>1276</b>	<b>2461</b>	<b>3737</b>	<b>2319</b>	<b>2101</b>	<b>26</b>	<b>738</b>	<b>1343</b>	<b>340</b>	<b>9363</b>	<b>114.2</b>	<b>134</b>
<b>OPPONENTS</b>	<b>82</b>	<b>—</b>	<b>—</b>	<b>3620</b>	<b>7365</b>	<b>.492</b>	<b>1956</b>	<b>2589</b>	<b>.756</b>	<b>1180</b>	<b>2538</b>	<b>3718</b>	<b>2083</b>	<b>1977</b>	<b>25</b>	<b>662</b>	<b>1490</b>	<b>500</b>	<b>9267</b>	<b>113.0</b>	<b>137</b>

3-point FG: Detroit 55-182 (.302), Thomas 26-84 (.310), Tripucka 12-25 (.480), Laimbeer 4-14 (.286), Johnson 2-13 (.154), Long 3-16 (.188), Dumars 5-16 (.313), Cureton 0-2 (.000), Campbell 2-9 (.222), Benson 1-2 (.500), Mahorn 0-1 (.000). Opponents 71-258 (.275).

1985-86 GAME-BY-GAME

DATE	OPPONENT	RESULT	RECORD	DATE	OPPONENT	RESULT	RECORD
10-25	MILWAUKEE	W, 118-116	1-0	1-24	at Dallas	W, 129-120	21-22
10-26	at Chicago	L, 118-121	1-1	1-25	at Houston	L, 112-117	21-23
10-29	NEW JERSEY	W, 124-107	2-1	1-27	at San Antonio	W, 118-117	22-23
10-30	at Philadelphia	L, 125-132 (OT)	2-2	1-29	ATLANTA	W, 107-94	23-23
11-1	INDIANA	W, 124-116	3-2	1-31	at Atlanta	L, 103-116	23-24
11-2	at Indiana	W, 128-117	4-2	2-1	WASHINGTON	W, 116-101	24-24
11-6	CHICAGO	W, 122-105	5-2	2-4	at Chicago	W, 117-115	25-24
11-8	at Washington	W, 117-110	6-2	2-6	at Washington	W, 111-109 (OT)	26-24
11-9	BOSTON	L, 105-1124	6-3	2-11	at New Jersey	L, 122-130	26-25
11-12	WASHINGTON	W, 124-122 (OT)	7-3	2-12	NEW YORK	W, 113-99	27-25
11-13	at Milwaukee	L, 118-137	7-4	2-14	DALLAS	W, 119-110	28-25
11-15	at Atlanta	L, 118-122	7-5	2-15	PHILADELPHIA	W, 134-133 (OT)	29-25
11-20	NEW YORK	W, 109-98	8-5	2-17	UTAH	W, 117-96	30-25
11-22	GOLDEN STATE	W, 115-96	9-5	2-19	SEATTLE	W, 118-113	31-25
11-23	at Philadelphia	W, 119-114	10-5	2-20	at Cleveland	W, 109-107	32-25
11-26	CLEVELAND	W, 113-98	11-5	2-22	PORTLAND	W, 113-106	33-25
11-27	at Boston	L, 124-132	11-6	2-24	CHICAGO	W, 110-100	34-25
11-29	MILWAUKEE	W, 111-102	12-6	2-26	L.A. CLIPPERS	W, 111-104	35-25
11-30	at Washington	L, 119-133	12-7	2-28	ATLANTA	W, 115-103	36-25
12-3	PHILADELPHIA	L, 107-127	12-8	3-2	at Boston	L, 109-129	36-26
12-5	NEW JERSEY	W, 113-111	13-8	3-4	NEW JERSEY	W, 120-103	37-26
12-7	SACRAMENTO	L, 112-122	13-9	3-7	at New Jersey	W, 104-102	38-26
12-10	at Cleveland	W, 130-120	14-9	3-10	PHOENIX	L, 109-120	38-27
12-11	WASHINGTON	L, 100-108	14-10	3-12	INDIANA	W, 111-101	39-27
12-13	SAN ANTONIO	L, 113-119	14-11	3-14	NEW YORK	W, 112-89	40-27
12-15	at L.A. Lakers	L, 119-132	14-12	3-16	at Portland	L, 109-119	40-28
12-17	at Sacramento	L, 121-132	14-13	3-17	at Utah	L, 106-107	40-29
12-19	at Seattle	W, 99-97	15-13	3-19	at Denver	L, 98-114	40-30
12-21	at New York	L, 110-112	15-14	3-21	at Phoenix	L, 103-105	40-31
12-26	at New Jersey	L, 116-124	15-15	3-22	at L.A. Clippers	W, 119-99	41-31
12-27	CLEVELAND	L, 105-119	15-16	3-25	at Golden State	L, 121-125	41-32
12-30	at Milwaukee	L, 110-121	15-17	3-28	HOUSTON	W, 116-107	42-32
1-2	at Chicago	L, 122-131	15-18	3-29	at Milwaukee	L, 121-130	42-33
1-3	at Atlanta	L, 101-111	15-19	4-1	INDIANA	W, 116-108	43-33
1-7	BOSTON	W, 113-109	16-19	4-2	at Boston	L, 106-122	43-34
1-9	ATLANTA	L, 99-110	16-20	4-4	MILWAUKEE	L, 108-115	43-35
1-11	PHILADELPHIA	L, 101-102	16-21	4-5	at Indiana	W, 115-106	44-35
1-15	CHICAGO	W, 123-115	17-21	4-7	CLEVELAND	W, 128-104	45-35
1-17	DENVER	W, 129-113	18-21	4-8	at Philadelphia	L, 112-116	45-36
1-19	L.A. LAKERS	W, 118-115	19-21	4-11	at New York	W, 108-95	46-36
1-20	at Indiana	L, 99-105	19-22				
1-22	at Cleveland	W, 107-104	20-22				

(Home games in CAPS)

1986-87 REGULAR SEASON (52-30)

PLAYER	G	GS	MIN	FGM	FGA	PCT	FTM	FTA	PCT	OFF	DEF	TOT	AST	PF	DQ	STL	TO	BLK	PTS	PPG	HI
Adrian Dantley	81	81	2736	601	1126	.534	539	664	.812	104	228	332	162	193	1	63	181	7	1742	21.5	41
Isiah Thomas	81	81	3013	626	1353	.463	400	521	.768	82	237	319	813	251	5	153	343	20	1671	20.6	36
Vinnie Johnson	78	8	2166	533	1154	.462	158	201	.786	123	134	257	300	159	0	92	133	16	1228	15.7	30
Bill Laimbeer	82	82	2854	506	1010	.501	245	274	.894	243	712	955	151	283	4	72	120	69	1263	15.4	30
Joe Dumars	79	75	2439	369	749	.493	184	246	.748	50	117	167	352	194	1	83	171	5	931	11.8	24
Sidney Green	80	69	1792	256	542	.472	119	177	.672	196	457	653	62	197	0	41	127	50	631	7.9	22
Dennis Rodman	77	1	1155	213	391	.545	74	126	.587	163	169	332	56	166	1	38	93	48	500	6.5	21
Rick Mahorn	63	6	1278	144	322	.447	96	117	.821	93	282	375	38	221	4	32	73	50	384	6.1	17
John Salley	82	2	1463	163	290	.562	105	171	.614	108	188	296	54	256	5	44	74	125	431	5.3	28
Tony Campbell	40	0	332	57	145	.393	24	39	.615	21	37	58	19	40	0	12	34	1	138	3.5	17
Kurt Nimphius	28	5	277	36	78	.462	24	32	.750	22	32	54	7	38	0	4	16	13	96	3.4	12
Cozell McQueen	3	0	7	3	3	1.000	0	0	.000	3	5	8	0	1	0	0	0	1	6	2.0	4
Chuck Nevitt	41	0	267	31	63	.492	14	24	.583	36	47	83	4	73	0	7	21	30	76	1.9	12
Jeff Taylor	12	0	44	6	10	.600	9	10	.900	1	3	4	3	4	0	2	8	1	21	1.8	6
John Schweitz	3	0	7	0	1	.000	0	0	.000	0	1	1	0	2	0	0	2	0	0	0.0	0
<b>PISTONS</b>	<b>82</b>	<b>—</b>	<b>—</b>	<b>3544</b>	<b>7237</b>	<b>.490</b>	<b>1991</b>	<b>2602</b>	<b>.765</b>	<b>1245</b>	<b>2649</b>	<b>3894</b>	<b>2021</b>	<b>2078</b>	<b>21</b>	<b>643</b>	<b>1417</b>	<b>436</b>	<b>9118</b>	<b>111.2</b>	<b>131</b>
<b>OPPONENTS</b>	<b>82</b>	<b>—</b>	<b>—</b>	<b>3376</b>	<b>7307</b>	<b>.462</b>	<b>1951</b>	<b>2608</b>	<b>.748</b>	<b>1143</b>	<b>2339</b>	<b>3482</b>	<b>2029</b>	<b>2067</b>	<b>28</b>	<b>670</b>	<b>1294</b>	<b>472</b>	<b>8836</b>	<b>107.8</b>	<b>138</b>

3-point FG: Detroit 39-169 (.231), Dantley 1-6 (.167), Thomas 19-98 (.194), Johnson 4-14 (.286), Laimbeer 6-21 (.286), Dumars 9-22 (.409), Green 0-2 (.000), Rodman 0-1 (.000), Salley 0-1 (.000), Campbell 0-3 (.000), Nimphius 0-1 (.000). Opponents 133-419 (.317).

1986-87 GAME-BY-GAME

DATE	OPPONENT	RESULT	RECORD	DATE	OPPONENT	RESULT	RECORD
10-31	MILWAUKEE	L, 104-120	0-1	1-29	WASHINGTON	W, 112-101	27-15
11-1	at Indiana	L, 89-92	0-2	1-31	at New York	W, 114-113	28-15
11-5	WASHINGTON	W, 109-85	1-2	2			



1987-88 REGULAR SEASON (54-28)

PLAYER	G	GS	MIN	FGM	FGA	PCT	FTM	FTA	PCT	OFF	DEF	TOT	AST	PF	DQ	STL	TO	BLK	PTS	PPG	HI
Adrian Dantley	69	50	2144	444	863	.514	492	572	.860	84	143	227	171	144	0	39	135	10	1380	20.0	45
Isiah Thomas	81	81	2927	621	1341	.463	305	394	.774	64	214	278	678	217	0	141	273	17	1577	19.5	42
Joe Dumars	82	82	2732	453	960	.472	251	308	.815	63	137	200	387	155	1	87	172	15	1161	14.2	25
Bill Laimbeer	82	82	2897	455	923	.493	187	214	.874	165	667	832	199	284	6	66	136	78	1110	13.5	30
Vinnie Johnson	82	1	1935	425	959	.443	147	217	.677	90	141	231	267	164	0	58	152	18	1002	12.2	27
Dennis Rodman	82	32	2147	398	709	.561	152	284	.535	318	397	715	110	273	5	75	156	45	953	11.6	30
Rick Mahorn	67	64	1963	276	481	.574	164	217	.756	159	406	565	60	262	4	43	119	42	717	10.7	34
John Salley	82	16	2003	258	456	.566	185	261	.709	166	236	402	113	294	4	53	120	137	701	8.5	21
James Edwards	26	2	328	48	101	.475	45	61	.738	22	55	77	5	57	0	2	22	5	141	5.4	16
William Bedford	38	0	298	44	101	.436	13	23	.565	27	38	65	4	47	0	8	19	17	101	2.7	14
Darryl Dawkins	2	0	7	1	2	.500	2	3	.667	0	0	0	1	4	0	0	3	1	4	2.0	4
Ralph Lewis	50	0	310	27	87	.310	29	48	.604	17	34	51	14	36	0	13	19	4	83	1.7	10
Ron Moore	9	0	25	4	13	.308	2	4	.500	2	0	2	1	8	0	2	3	0	10	1.1	4
Chuck Nevitt	17	0	63	7	21	.333	3	6	.500	4	14	18	0	12	0	1	2	5	17	1.0	4
Walker D. Russell	1	0	1	0	1	.000	0	0	.000	0	0	0	1	0	0	0	0	0	0	0.0	0
<b>PISTONS</b>	<b>82</b>	<b>—</b>	<b>—</b>	<b>3461</b>	<b>7018</b>	<b>.493</b>	<b>1977</b>	<b>2612</b>	<b>.757</b>	<b>1181</b>	<b>2482</b>	<b>3663</b>	<b>2011</b>	<b>1957</b>	<b>20</b>	<b>588</b>	<b>1348</b>	<b>394</b>	<b>8957</b>	<b>109.2</b>	<b>144</b>
<b>OPPONENTS</b>	<b>82</b>	<b>—</b>	<b>—</b>	<b>3334</b>	<b>7134</b>	<b>.467</b>	<b>1751</b>	<b>2298</b>	<b>.762</b>	<b>1144</b>	<b>2276</b>	<b>3420</b>	<b>1964</b>	<b>2164</b>	<b>32</b>	<b>649</b>	<b>1328</b>	<b>406</b>	<b>8533</b>	<b>104.1</b>	<b>132</b>

3-point FG: Detroit 58-202 (.287), Dantley 0-2 (.000), Thomas 30-97 (.309), Dumars 4-19 (.211), Laimbeer 13-39 (.333), Johnson 5-24 (.208), Rodman 5-17 (.294), Mahorn 1-2 (.500), Lewis 0-1 (.000), Russell 0-1 (.000). Opponents 114-394 (.289).

1987-88 GAME-BY-GAME

DATE	OPPONENT	RESULT	RECORD	DATE	OPPONENT	RESULT	RECORD
11-6	NEW YORK	W, 110-99	1-0	2-10	NEW YORK	W, 98-87	27-16
11-7	at Milwaukee	L, 105-119	1-1	2-12	ATLANTA	W, 108-92	28-16
11-10	at Indiana	L, 118-121	1-2	2-13	CHICAGO	W, 82-73	29-16
11-13	at Philadelphia	W, 113-94	2-2	2-15	PHILADELPHIA	W, 102-95	30-16
11-14	at Cleveland	W, 128-113	3-2	2-18	SEATTLE	W, 108-95	31-16
11-18	PHILADELPHIA	L, 109-113	3-3	2-19	at Milwaukee	L, 108-119	31-17
11-20	GOLDEN STATE	W, 131-108	4-3	2-21	at L.A. Lakers	L, 110-117	31-18
11-21	at Chicago	W, 144-132 (OT)	5-3	2-23	at Sacramento	W, 121-105	32-18
11-24	at Houston	W, 97-83	6-3	2-24	at Golden State	W, 107-93	33-18
11-25	at Dallas	L, 107-113	6-4	2-26	NEW JERSEY	W, 137-109	34-18
11-27	SAN ANTONIO	W, 143-111	7-4	2-28	BOSTON	W, 106-101	35-18
11-28	at Washington	L, 102-124	7-5	3-1	at Atlanta	W, 117-104	36-18
12-1	at New Jersey	W, 124-115 (OT)	8-5	3-2	L.A. CLIPPERS	W, 103-90	37-18
12-2	MILWAUKEE	W, 115-105	9-5	3-5	at Washington	L, 97-101	37-19
12-4	BOSTON	W, 128-105	10-5	3-6	MILWAUKEE	W, 109-99	38-19
12-8	PORTLAND	W, 127-117	11-5	3-8	at Indiana	L, 104-117	38-20
12-11	WASHINGTON	W, 114-108	12-5	3-9	UTAH	W, 103-98	39-20
12-12	NEW YORK	W, 124-96	13-5	3-11	PHOENIX	W, 116-88	40-20
12-15	CHICAGO	W, 127-123 (OT)	14-5	3-12	CLEVELAND	W, 104-100	41-20
12-18	DALLAS	W, 117-112	15-5	3-14	SACRAMENTO	W, 109-97	42-20
12-25	at New York	W, 91-87	16-5	3-17	at Cleveland	W, 102-99	43-20
12-26	NEW JERSEY	W, 110-75	17-5	3-20	WASHINGTON	W, 118-110	44-20
12-29	HOUSTON	L, 91-101	17-6	3-22	INDIANA	W, 123-104	45-20
12-30	at Indiana	W, 105-95	18-6	3-25	at San Antonio	L, 106-107	45-21
1-2	DENVER	L, 142-151	18-7	3-26	at Phoenix	W, 108-103	46-21
1-5	at Atlanta	L, 71-81	18-8	3-28	at L.A. Clippers	L, 100-102	46-22
1-6	ATLANTA	W, 90-87	19-8	3-30	ATLANTA	L, 102-103	46-23
1-8	L.A. LAKERS	L, 104-106	19-9	4-1	at Boston	L, 110-121	46-24
1-13	at Boston	L, 105-143	19-10	4-3	CHICAGO	L, 110-112	46-25
1-15	CLEVELAND	W, 97-93	20-10	4-5	at New Jersey	W, 107-95	47-25
1-16	at Chicago	L, 99-115	20-11	4-8	at Philadelphia	W, 96-86	48-25
1-18	at Denver	W, 123-116	21-11	4-9	at Atlanta	W, 115-102	49-25
1-20	at Utah	W, 120-117	22-11	4-11	at New York	L, 111-114	49-26
1-22	at Seattle	L, 106-109	22-12	4-13	CLEVELAND	W, 115-98	50-26
1-24	at Portland	L, 111-119	22-13	4-15	MILWAUKEE	W, 92-91	51-26
1-27	INDIANA	W, 103-86	23-13	4-16	NEW JERSEY	W, 114-96	52-26
1-29	BOSTON	W, 125-108	24-13	4-19	at Boston	L, 110-121	52-27
1-30	at New Jersey	L, 104-116	24-14	4-21	at Washington	W, 99-87	53-27
2-1	at Cleveland	L, 83-94	24-15	4-22	INDIANA	L, 98-103	53-28
2-2	at Milwaukee	W, 99-97	25-15	4-24	PHILADELPHIA	W, 128-118	54-28
2-4	at New York	L, 93-100	25-16				
2-9	at Chicago	W, 89-74	26-16				

(Home games in CAPS)

1988-89 REGULAR SEASON (63-19)

PLAYER	G	GS	MIN	FGM	FGA	PCT	FTM	FTA	PCT	OFF	DEF	TOT	AST	PF	DQ	STL	TO	BLK	PTS	PPG	HI
Adrian Dantley	42	42	1341	258	495	.521	256	305	.839	53	111	164	93	99	1	23	81	6	772	18.4	35
Isiah Thomas	80	76	2924	569	1227	.464	287	351	.818	49	224	273	663	209	0	133	298	20	1458	18.2	37
Joe Dumars	69	67	2408	456	903	.505	260	306	.850	57	115	172	390	103	1	63	178	5	1186	17.2	42
Mark Aguirre	36	32	1068	213	441	.483	110	149	.738	56	95	151	89	101	2	16	68	7	558	15.5	31
Vinnie Johnson	82	21	2073	462	996	.464	193	263	.734	109	146	255	242	155	0	74	105	17	1130	13.8	34
Bill Laimbeer	81	81	2640	449	900	.499	178	212	.840	138	638	776	177	259	2	51	129	100	1106	13.7	32
Dennis Rodman	82	8	2208	316	531	.595	97	155	.626	327	445	772	99	292	4	55	126	76	735	9.0	32
James Edwards	76	1	1254	211	422	.500	133	194	.686	68	163	231	49	226	1	11	72	31	555	7.3	18
Rick Mahorn	72	61	1795	203	393	.517	116	155	.748	141	355	496	59	206	1	40	97	66	522	7.3	19
John Salley	67	21	1458	166	333	.498	135	195	.692	134	201	335	75	197	3	40	100	72	467	7.0	19
Micheal Williams	49	0	358	47	129	.364	31	47	.660	9	18	27	70	44	0	13	42	3	127	2.6	11
John Long	24	0	152	19	40	.475	11	13	.846	2	9	11	15	16	0	0	9	2	49	2.0	17
Darryl Dawkins	14	0	48	9	19	.474	9	18	.500	3	4	7	1	13	0	0	4	1	27	1.9	8
Steve Harris	3	0	7	1	4	.250	2	2	1.000	0	2	2	0	1	0	1	0	0	4	1.3	4
Fennis Dembo	31	0	74	14	42	.333	8	10	.800	8	15	23	5	15	0	1	7	0	36	1.2	8
Pace Mannion	5	0	14	2	2	1.000	0	0	1.000	0	3	3	0	3	0	1	0	0	4	0.8	4
Jim Rowinski	6	0	8	0	2	.000	4	4	1.000	0	2	2	0	0	0	0	0	0	4	0.7	4
<b>PISTONS</b>	<b>82</b>	<b>—</b>	<b>—</b>	<b>3395</b>	<b>6879</b>	<b>.494</b>	<b>1830</b>	<b>2379</b>	<b>.769</b>	<b>1154</b>	<b>2546</b>	<b>3700</b>	<b>2027</b>	<b>1939</b>	<b>15</b>	<b>522</b>	<b>1336</b>	<b>406</b>	<b>8740</b>	<b>106.6</b>	<b>132</b>
<b>OPPONENTS</b>	<b>82</b>	<b>—</b>	<b>—</b>	<b>3140</b>	<b>7022</b>	<b>.447</b>	<b>1826</b>	<b>2325</b>	<b>.785</b>	<b>1131</b>	<b>2188</b>	<b>3319</b>	<b>1855</b>	<b>2088</b>	<b>28</b>	<b>646</b>	<b>1225</b>	<b>341</b>	<b>8264</b>	<b>100.8</b>	<b>133</b>

3-point FG: Detroit 120-400 (.300), Thomas 33-121 (.273), Dumars 14-29 (.483), Aguirre 22-75 (.293), Johnson 13-44 (.295), Laimbeer 30-86 (.349



1989-90 REGULAR SEASON (59-23)

PLAYER	G	GS	MIN	FGM	FGA	PCT	FTM	FTA	PCT	OFF	DEF	TOT	AST	PF	DQ	STL	TO	BLK	PTS	PPG	HI
Isiah Thomas	81	81	2993	579	1322	.438	292	377	.775	74	234	308	765	206	0	139	322	19	1492	18.4	37
Joe Dumars	75	71	2578	508	1058	.480	297	330	.900	60	152	212	368	129	1	63	145	2	1335	17.8	34
James Edwards	82	70	2283	462	928	.498	265	354	.749	112	233	345	63	295	4	23	133	37	1189	14.5	32
Mark Aguirre	78	40	2005	438	898	.488	192	254	.756	117	188	305	145	201	2	34	121	19	1099	14.1	31
Bill Laimbeer	81	81	2675	380	785	.484	164	192	.854	166	614	780	171	278	4	57	98	84	981	12.1	31
Vinnie Johnson	82	12	1972	334	775	.431	131	196	.668	108	148	256	255	143	0	71	123	13	804	9.8	25
Dennis Rodman	82	43	2377	288	496	.581	142	217	.654	336	456	792	72	276	2	52	90	60	719	8.8	18
John Salley	82	12	1914	209	408	.512	174	244	.713	154	285	439	67	282	7	51	97	153	593	7.2	21
William Bedford	42	0	246	54	125	.432	9	22	.409	15	43	58	4	39	0	3	21	17	118	2.8	13
Gerald Henderson	46	0	335	42	83	.506	10	13	.769	8	23	31	61	36	0	8	16	2	108	2.3	13
David Greenwood	37	0	205	22	52	.423	16	29	.552	24	54	78	12	40	0	4	16	9	60	1.6	6
Stan Kimbrough	10	0	50	7	16	.438	2	2	1.000	4	3	7	5	4	0	4	4	0	16	1.6	4
Scott Hastings	40	0	166	10	33	.303	19	22	.864	7	25	32	8	31	0	3	7	3	42	1.1	9
Ralph Lewis	4	0	6	0	1	.000	0	0	.000	0	0	0	0	0	1	0	0	1	0	0.0	0
<b>PISTONS</b>	<b>82</b>	<b>—</b>	<b>—</b>	<b>3333</b>	<b>6980</b>	<b>.478</b>	<b>1713</b>	<b>2252</b>	<b>.761</b>	<b>1185</b>	<b>2458</b>	<b>3643</b>	<b>1996</b>	<b>1961</b>	<b>20</b>	<b>512</b>	<b>1233</b>	<b>418</b>	<b>8556</b>	<b>104.3</b>	<b>140</b>
<b>OPPONENTS</b>	<b>82</b>	<b>—</b>	<b>—</b>	<b>3043</b>	<b>6809</b>	<b>.447</b>	<b>1785</b>	<b>2342</b>	<b>.762</b>	<b>1040</b>	<b>2281</b>	<b>3321</b>	<b>1764</b>	<b>2072</b>	<b>29</b>	<b>606</b>	<b>1248</b>	<b>304</b>	<b>8057</b>	<b>98.3</b>	<b>123</b>

3-point FG: Detroit 177-541 (.327), Thomas 42-136 (.309), Dumars 22-55 (.400), Edwards 0-3 (.000), Aguirre 31-93 (.333), Laimbeer 57-158 (.361), Johnson 5-34 (.147), Rodman 1-9 (.111), Salley 1-4 (.250), Bedford 1-6 (.167), Henderson 14-31 (.452), Hastings 3-12 (.250). Opponents 186-558 (.333).

1989-90 GAME-BY-GAME

DATE	OPPONENT	RESULT	RECORD	DATE	OPPONENT	RESULT	RECORD
11-4	NEW YORK	W, 106-103	1-0	1-27	at Minnesota	W, 85-83	29-14
11-5	at Washington	W, 95-93	2-0	1-30	at Atlanta	W, 112-95	30-14
11-7	at Chicago	L, 114-117	2-1	1-31	WASHINGTON	W, 133-109	31-14
11-8	at Indiana	L, 74-95	2-2	2-3	at Cleveland	W, 105-100	32-14
11-10	at Orlando	W, 125-121	3-2	2-4	UTAH	W, 115-83	33-14
11-11	at Miami	L, 84-88	3-3	2-6	CLEVELAND	W, 105-96	34-14
11-15	MIAMI	W, 130-94	4-3	2-8	at Milwaukee	W, 104-101	35-14
11-17	MILWAUKEE	W, 106-79	5-3	2-13	DENVER	W, 106-96	36-14
11-18	BOSTON	W, 103-86	6-3	2-17	at Miami	W, 97-79	37-14
11-21	ATLANTA	L, 96-103	6-4	2-19	MIAMI	W, 94-85	38-14
11-24	CLEVELAND	W, 101-83	7-4	2-21	ORLANDO	W, 140-109	39-14
11-26	at Portland	L, 82-102	7-5	2-23	at Atlanta	L, 103-112	39-15
11-28	at Sacramento	W, 93-81	8-5	2-25	at New York	W, 98-87	40-15
11-29	at Phoenix	W, 111-103	9-5	2-27	HOUSTON	W, 106-102 (OT)	41-15
12-1	at L.A. Lakers	W, 108-97 (OT)	10-5	3-1	at Washington	W, 99-85	42-15
12-2	at Seattle	L, 95-120	10-6	3-2	PHILADELPHIA	W, 115-112 (OT)	43-15
12-6	WASHINGTON	W, 116-107	11-6	3-4	INDIANA	W, 111-105	44-15
12-8	at Philadelphia	L, 101-107	11-7	3-6	SACRAMENTO	W, 101-91	45-15
12-9	INDIANA	W, 121-93	12-7	3-9	at New Jersey	W, 99-95	46-15
12-12	at Denver	W, 121-108	13-7	3-11	at Charlotte	W, 98-88	47-15
12-13	at L.A. Clippers	L, 79-83	13-8	3-15	SAN ANTONIO	W, 110-98	48-15
12-15	at Utah	L, 91-94	13-9	3-16	at Chicago	W, 106-81	49-15
12-16	at Golden State	L, 92-104	13-10	3-18	DALLAS	W, 114-84	50-15
12-19	SEATTLE	W, 94-77	14-10	3-20	at Milwaukee	W, 117-96	51-15
12-22	at New Jersey	W, 96-90	15-10	3-22	at Houston	L, 110-115	51-16
12-23	ORLANDO	W, 106-100	16-10	3-24	at San Antonio	L, 98-105	51-17
12-27	at Cleveland	W, 99-82	17-10	3-25	at Dallas	L, 96-98	51-18
12-29	MILWAUKEE	L, 85-99	17-11	3-28	CHARLOTTE	W, 106-97	52-18
12-30	NEW JERSEY	W, 117-106	18-11	3-30	at Boston	L, 111-123	52-19
1-2	at Orlando	W, 115-113	19-11	4-3	BOSTON	W, 93-82	53-19
1-3	L.A. CLIPPERS	W, 84-80	20-11	4-5	at Atlanta	W, 104-99	54-19
1-5	INDIANA	W, 122-99	21-11	4-6	MILWAUKEE	L, 84-92	54-20
1-6	NEW YORK	W, 117-106	22-11	4-8	at Cleveland	L, 97-100	54-21
1-9	CHICAGO	W, 100-90	23-11	4-10	at New York	W, 108-98	55-21
1-10	at Boston	L, 84-97	23-12	4-11	NEW JERSEY	W, 98-93	56-21
1-12	MINNESOTA	W, 97-86	24-12	4-13	ATLANTA	L, 111-115	56-22
1-13	PORTLAND	W, 111-106	25-12	4-14	ORLANDO	W, 111-107	57-22
1-17	at Philadelphia	L, 108-112	25-13	4-19	PHILADELPHIA	L, 97-107	57-23
1-19	GOLDEN STATE	W, 125-118	26-13	4-20	at Indiana	W, 121-115 (OT)	58-23
1-21	L.A. LAKERS	L, 97-107	26-14	4-22	CHICAGO	W, 111-106	59-23
1-23	at Chicago	W, 107-95	27-14				
1-26	PHOENIX	W, 107-103	28-14				

(Home games in CAPS)

1990-91 REGULAR SEASON (50-32)

PLAYER	G	GS	MIN	FGM	FGA	PCT	FTM	FTA	PCT	OFF	DEF	TOT	AST	PF	DQ	STL	TO	BLK	PTS	PPG	HI
Joe Dumars	80	80	3046	622	1292	.481	371	417	.890	62	125	187	443	135	0	89	189	7	1629	20.4	42
Isiah Thomas	48	46	1657	289	665	.435	179	229	.782	35	125	160	446	118	4	75	185	10	776	16.2	32
Mark Aguirre	78	13	2006	420	909	.462	240	317	.757	134	240	374	139	209	2	47	128	20	1104	14.2	30
James Edwards	72	70	1903	383	792	.484	215	295	.729	91	186	277	65	249	4	12	126	30	982	13.6	32
Vinnie Johnson	82	28	2390	406	936	.434	135	209	.646	110	170	280	271	166	0	75	118	15	958	11.7	32
Bill Laimbeer	82	81	2668	372	778	.478	123	147	.837	173	564	737	157	242	3	38	98	56	904	11.0	25
Dennis Rodman	82	77	2747	276	560	.493	111	176	.631	361	665	1026	85	281	7	65	94	55	669	8.2	34
John Salley	74	1	1649	179	377	.475	186	256	.727	137	190	327	70	240	7	52	91	112	544	7.4	24
Gerald Henderson	23	10	392	50	117	.427	16	21	.762	8	29	37	62	43	0	12	28	2	123	5.3	24
William Bedford	60	4	562	106	242	.438	55	78	.705	55	76	131	32	76	0	2	32	36	272	4.5	20
John Long	25	0	256	35	85	.412	24	25	.960	9	23	32	18	17	0	9	14	2	96	3.8	14
Scott Hastings	27	0	113	16	28	.571	13	13	1.000	14	14	28	7	23	0	0	7	0	48	1.8	7
Lance Blanks	38	0	214	26	61	.426	10	14	.714	4	16	20	26	35	0	9	18	2	64	1.7	7
Tree Rollins	37	0	202	14	33	.424	8	14	.571	13	29	42	4	35	0	2	15	20	36	1.0	6
<b>PISTONS</b>	<b>82</b>	<b>—</b>	<b>—</b>	<b>3194</b>	<b>6875</b>	<b>.465</b>	<b>1686</b>	<b>2211</b>	<b>.763</b>	<b>1206</b>	<b>2452</b>	<b>3658</b>	<b>1825</b>	<b>1869</b>	<b>27</b>	<b>487</b>	<b>1181</b>	<b>367</b>	<b>8205</b>	<b>100.1</b>	<b>126</b>
<b>OPPONENTS</b>	<b>82</b>	<b>—</b>	<b>—</b>	<b>3053</b>	<b>6743</b>	<b>.453</b>	<b>1674</b>	<b>2173</b>	<b>.770</b>	<b>1002</b>	<b>2274</b>	<b>3276</b>	<b>1736</b>	<b>1987</b>	<b>24</b>	<b>581</b>	<b>1127</b>	<b>289</b>	<b>7937</b>	<b>96.8</b>	<b>125</b>

3-point FG: Detroit 131-440 (.298), Dumars 14-45 (.311), Thomas 19-65 (.292), Aguirre 24-78 (.308), Edwards 1-2 (.500), Johnson 11-34 (.324), Laimbeer 37-125 (.296), Rodman 6-30 (.200), Salley 0-1 (.000), Henderson 7-21 (.333), Bedford 5-13 (.385), Long 2-6 (.333), Hastings 3-4 (.750), Blanks 2-16 (.125). Opponents 157-504 (.312).

1990-91 GAME-BY-GAME

DATE	OPPONENT	RESULT	RECORD	DATE	OPPONENT	RESULT	RECORD
11-2	MILWAUKEE	W, 115-104	1-0	1-25	DALLAS	W, 84-82	29-13
11-3	CLEVELAND	W, 106-97	2-0	1-26	at Orlando	W, 121-81	30-13
11-6	at Seattle	L, 92-100	2-1	1-28	WASHINGTON	W, 87-81	31-13
11-7	at L.A. Clippers	W, 110-83	3-1	1-30	CLEVELAND	W, 93-84	32-13
11-9	at Portland	L, 101-113	3-2				



1991-92 REGULAR SEASON (48-34)

PLAYER	G	GS	MIN	FGM	FGA	PCT	FTM	FTA	PCT	OFF	DEF	TOT	AST	PF	DQ	STL	TO	BLK	PTS	PPG	HI
Joe Dumars	82	82	3192	587	1311	.448	412	475	.867	82	106	188	375	145	0	71	193	12	1635	19.9	45
Isiah Thomas	78	78	2918	564	1264	.446	292	378	.772	68	179	247	560	194	2	118	252	15	1445	18.5	44
Orlando Woolridge	82	61	2113	452	907	.498	241	353	.683	109	151	260	88	154	0	41	133	33	1146	14.0	34
Mark Aguirre	75	12	1582	339	787	.431	158	230	.687	67	189	236	126	171	0	51	105	11	851	11.3	27
Dennis Rodman	82	80	3301	342	635	.539	84	140	.600	523	1007	1530	191	248	0	68	140	70	800	9.8	20
Bill Laimbeer	81	46	2234	342	727	.470	67	75	.893	104	347	451	160	225	0	51	102	54	783	9.7	26
John Salley	72	38	1774	249	486	.512	186	260	.715	106	190	296	116	222	1	49	102	110	684	9.5	23
Darrell Walker	74	4	1541	161	381	.423	65	105	.619	85	153	238	205	134	0	63	79	18	387	5.2	19
William Bedford	32	8	363	50	121	.413	14	22	.636	24	39	63	12	56	0	6	15	18	114	3.6	11
Brad Sellers	43	1	226	41	88	.466	20	26	.769	15	27	42	14	20	0	1	15	10	102	2.4	13
Gerald Henderson	8	0	62	8	21	.381	5	5	1.000	0	6	6	5	8	0	3	4	0	24	3.0	8
Lance Blanks	43	0	189	25	55	.455	8	11	.727	9	13	22	19	26	0	14	14	1	64	1.5	12
Charles Thomas	37	0	156	18	51	.353	10	15	.667	6	16	22	22	20	0	4	17	1	48	1.3	11
Bob McCann	26	0	129	13	33	.394	4	13	.308	12	18	30	6	23	0	6	7	4	30	1.2	10
<b>PISTONS</b>	<b>82</b>	<b>—</b>	<b>—</b>	<b>3191</b>	<b>6867</b>	<b>.465</b>	<b>1566</b>	<b>2108</b>	<b>.743</b>	<b>1210</b>	<b>2421</b>	<b>3631</b>	<b>1899</b>	<b>1646</b>	<b>3</b>	<b>546</b>	<b>1212</b>	<b>357</b>	<b>8113</b>	<b>98.9</b>	<b>125</b>
<b>OPPONENTS</b>	<b>82</b>	<b>—</b>	<b>—</b>	<b>3157</b>	<b>6973</b>	<b>.453</b>	<b>1421</b>	<b>1866</b>	<b>.762</b>	<b>1115</b>	<b>2255</b>	<b>3370</b>	<b>1894</b>	<b>1916</b>	<b>21</b>	<b>642</b>	<b>1117</b>	<b>373</b>	<b>7946</b>	<b>96.9</b>	<b>119</b>

3-point FG: Detroit 165-526 (.314), Dumars 49-120 (.408), I. Thomas 25-86 (.291), Woolridge 1-9 (.111), Aguirre 15-71 (.211), Rodman 32-101 (.317), Laimbeer 32-85 (.376), Salley 0-3 (.000), Walker 0-10 (.000), Bedford 0-1 (.000), Henderson 3-5 (.600), Sellers 0-1 (.000), Blanks 6-16 (.375), C. Thomas 2-17 (.118), McCann 0-1 (.000). Opponents 211-625 (.338).

1991-92 GAME-BY-GAME

DATE	OPPONENT	RESULT	RECORD	DATE	OPPONENT	RESULT	RECORD
11-1	MILWAUKEE	L, 99-109	0-1	1-28	at Charlotte	W, 100-95 (OT)	24-19
11-2	at Atlanta	W, 89-87	1-1	1-29	CLEVELAND	L, 90-95	24-20
11-5	CHARLOTTE	W, 117-93	2-1	1-31	MIAMI	W, 109-98	25-20
11-9	at New Jersey	W, 110-100	3-1	2-1	at Atlanta	W, 89-80	26-20
11-10	WASHINGTON	W, 85-79	4-1	2-5	MILWAUKEE	W, 102-94	27-20
11-12	at Chicago	L, 93-110	4-2	2-6	at Cleveland	W, 112-95	28-20
11-13	at Miami	L, 102-107	4-3	2-11	at Milwaukee	L, 87-104	28-21
11-15	UTAH	W, 123-115	5-3	2-13	MINNESOTA	L, 93-96	28-22
11-16	PHILADELPHIA	L, 86-89	5-4	2-16	at Philadelphia	W, 90-83	29-22
11-18	at Indiana	L, 101-118	5-5	2-18	ORLANDO	W, 117-95	30-22
11-20	SEATTLE	L, 86-91	5-6	2-19	at New Jersey	L, 102-106	30-23
11-22	NEW YORK	L, 90-99	5-7	2-21	at Orlando	W, 117-95	31-23
11-23	at Cleveland	L, 89-96	5-8	2-22	at Miami	L, 98-107	31-24
11-26	at Atlanta	W, 103-93	6-8	2-25	CHICAGO	W, 108-106	32-24
11-27	ATLANTA	W, 100-91	7-8	2-27	MILWAUKEE	W, 104-98	33-24
11-30	at New York	L, 96-103	7-9	2-29	NEW JERSEY	L, 90-99	33-25
12-1	HOUSTON	W, 94-87	8-9	3-2	WASHINGTON	W, 99-89	34-25
12-3	INDIANA	L, 99-108	8-10	3-4	INDIANA	W, 110-107 (OT)	35-25
12-5	CLEVELAND	L, 101-119	8-11	3-6	at Denver	W, 106-91	36-25
12-6	at Washington	W, 105-94	9-11	3-8	at L.A. Lakers	W, 98-93	37-25
12-10	at Phoenix	L, 93-102	9-12	3-10	at Seattle	W, 98-92	38-25
12-11	at L.A. Clippers	L, 96-101	9-13	3-12	at Golden State	W, 119-112	39-25
12-13	at Portland	W, 113-103	10-13	3-14	at Sacramento	W, 89-83	40-25
12-14	at Utah	L, 100-102	10-14	3-16	ATLANTA	L, 77-89	40-26
12-16	DENVER	W, 103-89	11-14	3-18	PHILADELPHIA	W, 91-85	41-26
12-18	CHARLOTTE	W, 117-97	12-14	3-20	BOSTON	L, 99-104 (OT)	41-27
12-20	L.A. LAKERS	W, 112-93	13-14	3-22	at Charlotte	L, 101-113	41-28
12-26	at Orlando	W, 112-100	14-14	3-25	GOLDEN STATE	L, 99-103	41-29
12-27	ORLANDO	W, 106-94	15-14	3-27	at Boston	L, 87-106	41-30
12-30	PHOENIX	L, 103-110	15-15	3-29	SAN ANTONIO	W, 107-103	42-30
1-2	at Houston	W, 106-83	16-15	3-31	L.A. CLIPPERS	L, 81-97	42-31
1-3	at Dallas	W, 106-96	17-15	4-3	at Washington	L, 85-119	42-32
1-6	at San Antonio	L, 90-100	17-16	4-5	MIAMI	W, 104-80	43-32
1-8	SACRAMENTO	W, 114-95	18-16	4-7	at New York	W, 103-94	44-32
1-10	PORTLAND	W, 86-81	19-16	4-8	at Philadelphia	W, 89-71	45-32
1-11	NEW JERSEY	W, 90-88	20-16	4-10	CHARLOTTE	W, 125-106	46-32
1-13	DALLAS	W, 84-81	21-16	4-12	NEW YORK	W, 72-61	47-32
1-15	at Indiana	W, 118-104	22-16	4-14	at Milwaukee	W, 98-94 (OT)	48-32
1-19	CHICAGO	L, 85-87	22-17	4-15	BOSTON	L, 89-92	48-33
1-23	at Minnesota	W, 111-100	23-17	4-19	at Chicago	L, 85-103	48-34
1-24	at Chicago	L, 93-117	23-18				
1-26	at Boston	L, 91-106	23-19				

(Home games in CAPS)

1992-93 REGULAR SEASON (40-42)

PLAYER	G	GS	MIN	FGM	FGA	PCT	FTM	FTA	PCT	OFF	DEF	TOT	AST	PF	DQ	STL	TO	BLK	PTS	PPG	HI
Joe Dumars	77	77	3094	677	1454	.466	343	397	.864	63	85	148	308	141	0	78	138	7	1809	23.5	43
Isiah Thomas	79	79	2922	526	1258	.418	278	377	.737	71	161	232	671	222	2	123	284	18	1391	17.6	43
Terry Mills	81	46	2183	494	1072	.461	201	254	.791	176	296	472	111	282	6	44	142	50	1199	14.8	41
Orlando Woolridge	50	47	1477	271	566	.479	113	168	.673	84	92	176	112	114	1	26	73	25	655	13.1	36
Mark Aguirre	51	15	1056	187	422	.443	99	129	.767	43	109	152	105	101	1	16	68	7	503	9.9	29
Alvin Robertson	30	22	941	108	249	.434	40	58	.690	60	72	132	107	98	1	65	56	9	279	9.3	26
Bill Laimbeer	79	41	1933	292	574	.509	93	104	.894	110	309	419	127	212	4	46	59	40	687	8.7	24
Dennis Rodman	62	55	2410	183	429	.427	87	163	.534	367	765	1132	102	201	0	48	103	45	468	7.5	18
Olden Polynice	67	18	1299	210	429	.490	66	142	.465	181	237	418	29	126	0	31	54	21	486	7.3	27
Gerald Glass	56	5	777	134	312	.429	21	33	.636	60	79	139	68	98	1	30	30	18	296	5.3	22
Melvin Newbern	33	1	311	42	113	.372	34	60	.567	19	18	37	57	42	0	23	32	1	119	3.6	20
Danny Young	65	2	836	69	167	.413	28	32	.875	13	34	47	119	36	0	31	30	5	188	2.9	15
Mark Randall	35	0	240	40	79	.506	16	26	.615	27	28	55	10	32	0	4	16	2	97	2.8	12
Isaiah Morris	25	0	102	26	57	.456	3	4	.750	6	6	12	4	14	0	3	8	1	55	2.2	10
Jeff Ruland	11	0	55	5	11	.455	2	4	.500	9	9	18	2	16	0	2	6	0	12	1.1	4
Darrell Walker	9	2	144	3	19	.158	2	6	.333	4	15	19	9	12	0	10	13	0	8	0.9	3
<b>PISTONS</b>	<b>82</b>	<b>—</b>	<b>—</b>	<b>3267</b>	<b>7211</b>	<b>.453</b>	<b>1426</b>	<b>1957</b>	<b>.729</b>	<b>1293</b>	<b>2315</b>	<b>3608</b>	<b>1941</b>	<b>1747</b>	<b>16</b>	<b>580</b>	<b>1152</b>	<b>249</b>	<b>8252</b>	<b>100.6</b>	<b>124</b>
<b>OPPONENTS</b>	<b>82</b>	<b>—</b>	<b>—</b>	<b>3321</b>	<b>6906</b>	<b>.481</b>	<b>1463</b>	<b>1987</b>	<b>.736</b>	<b>1099</b>	<b>2442</b>	<b>3541</b>	<b>2048</b>	<b>1804</b>	<b>16</b>	<b>623</b>	<b>1219</b>	<b>363</b>	<b>8366</b>	<b>102.0</b>	<b>138</b>

3-point FG: Detroit 292-908 (.322), Dumars 112-299 (.375), Thomas 61-198 (.308), Mills 10-36 (.278), Woolridge 0-9 (.000), Aguirre 30-83 (.361), Robertson 23-67 (.343), Laimbeer 10-27 (.370), Rodman 15-73 (.205), Polynice 0-1 (.000), Glass 7-31 (.226), Newbern 1-8 (.125), Randall 1-7 (.143), Young 22-68 (.324), Walker 0-1 (.000). Opponents 261-769 (.339).

1992-93 GAME-BY-GAME

DATE	OPPONENT	RESULT	RECORD	DATE	OPPONENT	RESULT	RECORD
------	----------	--------	--------	------	----------	--------	--------



1993-94 REGULAR SEASON (20-62)

PLAYER	G	GS	MIN	FGM	FGA	PCT	FTM	FTA	PCT	OFF	DEF	TOT	AST	PF	DQ	STL	TO	BLK	PTS	PPG	HI
Joe Dumars	69	69	2591	505	1118	.452	276	330	.836	35	116	151	261	118	0	63	159	4	1410	20.4	44
Terry Mills	80	74	2773	588	1151	.511	181	227	.797	193	479	672	177	309	6	64	153	62	1381	17.3	35
Isiah Thomas	58	56	1750	318	763	.417	181	258	.702	46	113	159	399	126	0	68	202	6	856	14.8	31
Olden Polynice	37	36	1350	222	406	.547	42	92	.457	148	308	456	22	108	1	24	49	36	486	13.1	27
Sean Elliott	73	73	2409	360	791	.455	139	173	.803	68	195	263	197	174	3	54	129	27	885	12.1	27
Lindsey Hunter	82	26	2172	335	893	.375	104	142	.732	47	142	189	390	174	1	121	184	10	843	10.3	29
Bill Laimbeer	11	5	248	47	90	.522	11	13	.846	9	47	56	14	30	0	6	10	4	108	9.8	26
Allan Houston	79	20	1519	272	671	.405	89	108	.824	19	101	120	100	165	2	34	99	13	668	8.5	31
Cadillac Anderson	77	47	1624	201	370	.543	88	154	.571	183	388	571	51	234	4	55	94	68	491	6.4	23
Pete Chilcutt	30	0	391	51	120	.425	10	13	.769	29	71	100	15	48	0	10	18	11	115	3.8	12
David Wood	78	3	1182	119	259	.459	62	82	.756	104	135	239	51	201	3	39	35	19	322	4.1	14
Mark Macon	35	1	370	55	139	.396	15	24	.625	15	19	34	40	56	0	33	26	0	127	3.6	11
Ben Coleman	9	0	77	12	25	.480	4	8	.500	10	16	26	0	9	0	2	7	2	28	3.1	8
Marcus Liberty	35	0	274	36	116	.310	18	37	.486	26	30	56	15	29	0	11	22	4	100	2.9	23
Charles Jones	42	0	877	36	78	.462	19	34	.559	89	146	235	29	136	3	14	12	43	91	2.2	9
Tod Murphy	7	0	57	6	12	.500	3	6	.500	4	5	9	3	8	0	2	1	0	15	2.1	5
Tracy Moore	3	0	10	2	3	.667	2	2	1.000	0	1	1	0	0	0	0	0	0	6	2.0	6
Dan O'Sullivan	13	0	56	4	12	.333	9	12	.750	2	8	10	3	10	0	0	3	0	17	1.3	6
<b>PISTONS</b>	<b>82</b>	<b>—</b>	<b>—</b>	<b>3169</b>	<b>7017</b>	<b>.452</b>	<b>1253</b>	<b>1715</b>	<b>.731</b>	<b>1027</b>	<b>2320</b>	<b>3347</b>	<b>1767</b>	<b>1935</b>	<b>23</b>	<b>602</b>	<b>1236</b>	<b>309</b>	<b>7949</b>	<b>96.9</b>	<b>123</b>
<b>OPPONENTS</b>	<b>82</b>	<b>—</b>	<b>—</b>	<b>3255</b>	<b>6878</b>	<b>.473</b>	<b>1805</b>	<b>2451</b>	<b>.736</b>	<b>1191</b>	<b>2590</b>	<b>3581</b>	<b>2097</b>	<b>1602</b>	<b>9</b>	<b>721</b>	<b>1169</b>	<b>368</b>	<b>8587</b>	<b>104.7</b>	<b>141</b>

3-point FG: Detroit 358-1041 (.344), Dumars 124-320 (.388), Mills 24-73 (.329), Thomas 39-126 (.310), Polynice 0-1 (.000), Elliott 26-87 (.299), Hunter 69-207 (.333), Laimbeer 3-9 (.333), Houston 35-117 (.299), Anderson 1-3 (.333), Wood 22-49 (.449), Chilcutt 3-14 (.214), Macon 2-7 (.286), Liberty 10-27 (.370), Jones 0-1 (.000). Opponents 272-814 (.334).

1993-94 GAME-BY-GAME

DATE	OPPONENT	RESULT	RECORD	DATE	OPPONENT	RESULT	RECORD
11-5	MINNESOTA	W, 104-99	1-0	1-31	CLEVELAND	L, 103-107	9-33
11-6	at Indiana	W, 113-107	2-0	2-2	MILWAUKEE	W, 104-90	10-33
11-9	WASHINGTON	L, 112-118	2-1	2-4	SEATTLE	L, 84-108	10-34
11-11	at L.A. Clippers	L, 99-111	2-2	2-5	NEW JERSEY	L, 100-107	10-35
11-12	at Utah	L, 89-109	2-3	2-7	at Atlanta	L, 97-141	10-36
11-14	at Portland	L, 111-114	2-4	2-9	at Boston	W, 102-95	11-36
11-17	ORLANDO	W, 98-92	3-4	2-10	HOUSTON	L, 81-104	11-37
11-19	SAN ANTONIO	W, 95-86	4-4	2-15	WASHINGTON	W, 100-93	12-37
11-21	PHILADELPHIA	W, 103-89	5-4	2-17	at San Antonio	L, 96-115	12-38
11-24	BOSTON	L, 103-118	5-5	2-19	at Dallas	W, 105-96	13-38
11-27	at New York	L, 85-112	5-6	2-21	DALLAS	L, 88-98	13-39
11-28	GOLDEN STATE	L, 88-91	5-7	2-25	at Indiana	L, 90-110	13-40
11-30	at Cleveland	L, 74-92	5-8	2-26	MIAMI	L, 100-105	13-41
12-2	PHOENIX	L, 101-102	5-9	3-1	at New Jersey	L, 98-108	13-42
12-7	at Orlando	L, 89-91	5-10	3-2	PORTLAND	L, 107-131	13-43
12-8	ATLANTA	L, 97-105	5-11	3-5	at Milwaukee	L, 108-117	13-44
12-10	MILWAUKEE	L, 88-90	5-12	3-7	NEW YORK	L, 85-99	13-45
12-11	at Minnesota	W, 92-80	6-12	3-9	NEW JERSEY	W, 114-97	14-45
12-14	L.A. LAKERS	L, 93-99	6-13	3-11	CLEVELAND	W, 98-96	15-45
12-16	at Washington	W, 97-95	7-13	3-12	ATLANTA	L, 92-104	15-46
12-18	CLEVELAND	W, 98-92 (OT)	8-13	3-14	at Sacramento	W, 108-102	16-46
12-20	at Philadelphia	L, 92-121	8-14	3-15	at Seattle	W, 89-87	17-46
12-21	CHARLOTTE	L, 97-108	8-15	3-18	at Phoenix	W, 114-113	18-46
12-23	CHICAGO	L, 72-81	8-16	3-19	at Houston	L, 88-106	18-47
12-27	at Charlotte	L, 94-109	8-17	3-23	L.A. CLIPPERS	W, 111-107	19-47
12-28	at Atlanta	L, 101-119	8-18	3-25	CHARLOTTE	L, 92-106	19-48
12-30	SACRAMENTO	L, 91-97	8-19	3-27	at Cleveland	L, 99-111	19-49
1-2	MIAMI	L, 85-93	8-20	3-29	at Miami	W, 123-115	20-49
1-4	at Chicago	L, 91-97	8-21	4-1	at Chicago	L, 95-102	20-50
1-8	INDIANA	L, 92-101	8-22	4-3	CHICAGO	L, 93-96	20-51
1-11	DENVER	L, 86-94	8-23	4-5	at Indiana	L, 89-105	20-52
1-13	NEW YORK	L, 80-94	8-24	4-8	at Orlando	L, 103-117	20-53
1-15	at New York	L, 88-97	8-25	4-10	BOSTON	L, 111-116	20-54
1-17	UTAH	L, 94-109	8-26	4-12	PHILADELPHIA	L, 107-134	20-55
1-18	at Milwaukee	L, 91-123	8-27	4-13	at Boston	L, 96-109	20-56
1-21	at Miami	W, 118-98	9-27	4-15	at New Jersey	L, 114-119	20-57
1-22	at Washington	L, 93-98	9-28	4-17	INDIANA	L, 99-104	20-58
1-24	CHICAGO	L, 86-92	9-29	4-19	ORLANDO	L, 104-132	20-59
1-26	at Golden State	L, 92-108	9-30	4-20	at Milwaukee	L, 78-103	20-60
1-28	at L.A. Lakers	L, 97-105	9-31	4-23	at Charlotte	L, 103-108	20-61
1-29	at Denver	L, 110-125	9-32	4-24	at Philadelphia	L, 102-110	20-62

(Home games in CAPS)

1994-95 REGULAR SEASON (28-54)

PLAYER	G	GS	MIN	FGM	FGA	PCT	FTM	FTA	PCT	OFF	DEF	TOT	AST	PF	DQ	STL	TO	BLK	PTS	PPG	HI
Grant Hill	70	69	2678	508	1064	.477	374	511	.732	125	320	445	353	203	1	124	202	62	1394	19.9	33
Joe Dumars	67	67	2544	417	970	.430	277	344	.805	47	111	158	368	153	0	72	219	7	1214	18.1	43
Terry Mills	72	69	2514	417	933	.447	175	219	.799	124	434	558	160	253	5	68	144	33	1118	15.5	37
Allan Houston	76	39	1996	398	859	.463	147	171	.860	29	138	167	164	182	0	61	113	14	1101	14.5	36
Oliver Miller	64	22	1558	232	418	.555	78	124	.629	162	313	475	93	217	1	60	115	116	545	8.5	21
Rafael Addison	79	16	1776	279	586	.476	74	99	.747	67	175	242	109	236	2	53	76	25	656	8.3	25
Mark West	67	58	1543	217	390	.556	66	138	.478	160	248	408	18	247	8	27	85	102	500	7.5	19
Lindsey Hunter	42	26	944	119	318	.374	40	55	.727	24	51	75	159	94	1	51	79	7	314	7.5	24
Johnny Dawkins	50	9	1170	125	270	.463	50	55	.909	28	85	113	205	74	1	52	86	1	325	6.5	17
Mark Macon	55	6	721	101	265	.381	54	68	.794	29	47	76	63	97	1	67	41	1	276	5.0	17
Negele Knight	44	17	665	78	199	.392	14	21	.667	20	38	58	116	65	0	20	45	5	181	4.1	15
Eric Leckner	57	11	623	87	165	.527	51	72	.708	47	127	174	14	122	1	15	39	15	225	3.9	16
Bill Curley	53	1	595	58	134	.433	27	36	.750	54	70	124	25	128	3	21	25	21	143	2.7	15
Walter Bond	5	0	51	3	12	.250	3	4	.750	1	4	5	7	10	0	1	3	0	10	2.0	5
Mike Peplowski	6	0	21	5	5	1.000	1	2	.500	1	2	3	1	10	0	1	2	0	11	1.8	5
Ivano Newbill	34	0	331	16	45	.356	8	22	.364	40	41	81	17	60	0	12	12	11	40	1.2	6
<b>PISTONS</b>	<b>82</b>	<b>—</b>	<b>—</b>	<b>3060</b>	<b>6633</b>	<b>.461</b>	<b>1439</b>	<b>1941</b>	<b>.741</b>	<b>958</b>	<b>2204</b>	<b>3162</b>	<b>1872</b>	<b>2151</b>	<b>24</b>	<b>705</b>	<b>1318</b>	<b>420</b>	<b>8053</b>	<b>98.2</b>	<b>126</b>
<b>OPPONENTS</b>	<b>82</b>	<b>—</b>	<b>—</b>	<b>3120</b>	<b>6558</b>	<b>.476</b>	<b>1963</b>	<b>2720</b>	<b>.722</b>	<b>1147</b>	<b>2432</b>	<b>3579</b>	<b>2013</b>	<b>1746</b>	<b>9</b>	<b>693</b>	<b>1286</b>	<b>439</b>	<b>8651</b>	<b>105.5</b>	<b>134</b>

3-point FG: Detroit 494-1396 (.354), Hill 14-27 (.148), Dumars 103-338 (.305), Mills 109-285 (.382), Houston 158-373 (.424), Miller 3-13 (.231), Addison 24-83 (.289), Hunter 36-108 (.333), Dawkins 25-73 (.342), Macon 20-62 (.323), Knight 11-28 (.393), Leckner 0-2 (.000), Bond 1-4 (.250). Opponents 448-1235 (.363).

1994-95 GAME-BY-GAME

DATE	OPPONENT	RESULT	RECORD	DATE	OPPONENT	RESULT	RECORD
11-4	L.A. LAKERS	L, 98-115	0-1	2-2	CLEVELAND	W, 85-83	15-27
11-5	at Atlanta	W, 114-109 (OT)	1-1	2-4	ATLANTA	W, 84-78	16-27
11-8	MINNESOTA	W, 126-112	2-1	2-6	at New Jersey	L, 97-101	16-28
11-10	INDIANA	W, 112-110	3-1	2-7	WASHINGTON	W, 119-115	17-28
11-12	at Charlotte	L, 100-113	3-2	2-8	CHARLOTTE	L, 78-106	17-29
11-15	PHILADELPHIA	W, 99-98	4-2	2-14	NEW YORK	W, 106-94	18-29
11-17	at Denver	W, 94-92	5-2	2-15	at Indiana	L, 88-114	18-30
11-18	at Utah	L, 96-121	5-3	2-17	at Chicago	L, 102-117	18-31
11-20	at Portland	L, 96-98	5-4	2-18	at Charlotte	L, 88-110	18-32
11-23	MILWAUKEE	W, 113-108	6-4	2-20			



1995-96 REGULAR SEASON (46-36)

PLAYER	G	GS	MIN	FGM	FGA	PCT	FTM	FTA	PCT	OFF	DEF	TOT	AST	PF	DQ	STL	TO	BLK	PTS	PPG	HI
Grant Hill	80	80	3260	564	1221	.462	485	646	.751	127	656	783	548	242	1	100	263	48	1618	20.2	35
Allan Houston	82	75	3072	564	1244	.453	298	362	.823	54	246	300	250	233	1	61	233	16	1617	19.7	38
Otis Thorpe	82	82	2941	452	852	.530	257	362	.710	211	477	688	158	300	7	53	195	39	1161	14.2	27
Joe Dumars	67	40	2193	255	598	.426	162	197	.822	28	110	138	265	106	0	43	97	3	793	11.8	41
Terry Mills	82	5	1656	283	675	.419	121	157	.771	108	244	352	98	197	0	42	98	20	769	9.4	24
Lindsey Hunter	80	48	2138	239	628	.381	84	120	.700	44	150	194	188	185	0	84	80	18	679	8.5	21
Michael Curry	41	1	749	70	151	.464	41	58	.707	25	55	80	26	89	1	23	23	2	201	4.9	17
Theo Ratliff	75	2	1305	128	230	.557	85	120	.708	110	187	297	13	144	1	16	56	116	341	4.5	21
Don Reid	69	46	997	106	187	.567	51	77	.662	78	125	203	11	199	2	47	41	40	263	3.8	12
Mark Macon	23	0	287	29	67	.433	9	11	.818	10	12	22	16	34	0	15	9	0	74	3.2	12
Mark West	47	21	682	61	126	.484	28	45	.622	49	84	133	6	135	2	6	35	37	150	3.2	15
Steve Bardo	9	0	123	9	23	.391	4	6	.667	2	20	22	15	17	1	4	5	1	22	2.4	8
Eric Leckner	18	8	155	18	29	.621	8	13	.615	8	26	34	1	30	0	2	11	4	44	2.4	13
Lou Roe	49	2	372	32	90	.356	24	32	.750	30	48	78	15	42	0	10	17	8	90	1.8	14
<b>PISTONS</b>	<b>82</b>	<b>—</b>	<b>—</b>	<b>2810</b>	<b>6122</b>	<b>.459</b>	<b>1657</b>	<b>2206</b>	<b>.751</b>	<b>884</b>	<b>2440</b>	<b>3324</b>	<b>1610</b>	<b>1953</b>	<b>16</b>	<b>506</b>	<b>1215</b>	<b>352</b>	<b>7822</b>	<b>95.4</b>	<b>121</b>
<b>OPPONENTS</b>	<b>82</b>	<b>—</b>	<b>—</b>	<b>2827</b>	<b>6375</b>	<b>.443</b>	<b>1458</b>	<b>2039</b>	<b>.715</b>	<b>964</b>	<b>2268</b>	<b>3232</b>	<b>1729</b>	<b>1887</b>	<b>19</b>	<b>556</b>	<b>1153</b>	<b>385</b>	<b>7617</b>	<b>92.9</b>	<b>118</b>

3-point FG: Detroit 545-1350 (.404), Hill 5-26 (.192), Houston 191-447 (.427), Thorpe 0-4 (.000), Dumars 121-298 (.406), Mills 82-207 (.396), Hunter 117-289 (.405), Curry 20-50 (.400), Ratliff 0-1 (.000), Macon 7-15 (.467), Bardo 0-4 (.000), Roe 2-9 (.222). Opponents 505-1380 (.366).

1995-96 GAME-BY-GAME

DATE	OPPONENT	RESULT	RECORD	DATE	OPPONENT	RESULT	RECORD
11-3	NEW YORK	L, 100-106	0-1	2-3	SACRAMENTO	L, 85-94	22-21
11-4	at Washington	L, 89-100	0-2	2-5	at New York	L, 91-97	22-22
11-7	at Charlotte	L, 96-108	0-3	2-7	ORLANDO	W, 97-83	23-22
11-8	PORTLAND	W, 107-100 (OT)	1-3	2-14	at Philadelphia	W, 102-83	24-22
11-10	CLEVELAND	W, 100-80	2-3	2-15	CHICAGO	L, 109-112 (OT)	24-23
11-15	SEATTLE	W, 94-87	3-3	2-17	TORONTO	W, 108-95	25-23
11-17	UTAH	L, 81-86	3-4	2-19	MINNESOTA	W, 113-83	26-23
11-18	at Cleveland	L, 90-93	3-5	2-21	NEW YORK	L, 110-113 (OT)	26-24
11-22	WASHINGTON	L, 97-98	3-6	2-23	at Minnesota	L, 93-94	26-25
11-24	PHILADELPHIA	W, 101-78	4-6	2-25	at Portland	W, 93-81	27-25
11-26	HOUSTON	W, 102-100	5-6	2-26	at Sacramento	W, 93-78	28-25
11-27	at Orlando	L, 95-96	5-7	2-28	at Seattle	L, 80-96	28-26
11-29	at Boston	L, 96-100	5-8	3-1	at Phoenix	W, 102-97	29-26
11-30	MIAMI	L, 107-118	5-9	3-2	at L.A. Clippers	W, 107-103	30-26
12-2	ATLANTA	W, 104-96	6-9	3-4	ATLANTA	W, 99-93	31-26
12-4	at Denver	L, 82-85	6-10	3-5	at Toronto	W, 105-84	32-26
12-7	at Vancouver	W, 93-84	7-10	3-7	at Chicago	L, 81-102	32-27
12-8	at Golden State	W, 121-114 (OT)	8-10	3-9	DALLAS	W, 92-91	33-27
12-10	at L.A. Lakers	L, 82-87	8-11	3-11	L.A. CLIPPERS	W, 100-90	34-27
12-13	L.A. LAKERS	L, 98-101	8-12	3-13	PHOENIX	W, 118-115	35-27
12-15	NEW JERSEY	W, 105-98	9-12	3-15	CLEVELAND	W, 80-69	36-27
12-16	at New York	L, 82-86	9-13	3-17	DENVER	W, 91-81	37-27
12-19	at Toronto	W, 94-82	10-13	3-19	at Orlando	L, 91-113	37-28
12-20	MILWAUKEE	W, 102-77	11-13	3-20	at Miami	L, 93-102	37-29
12-22	at Miami	W, 84-75	12-13	3-22	NEW JERSEY	W, 105-98	38-29
12-23	ORLANDO	L, 79-94	12-14	3-23	at Atlanta	L, 84-92	38-30
12-26	GOLDEN STATE	W, 100-90	13-14	3-26	VANCOUVER	W, 86-75	39-30
12-28	TORONTO	W, 131-91	14-14	3-30	MIAMI	L, 85-95	39-31
12-30	CHARLOTTE	W, 102-100 (OT)	15-14	4-2	at Milwaukee	L, 98-105	39-32
1-3	at Milwaukee	L, 82-96	15-15	4-3	CHARLOTTE	W, 98-83	40-32
1-6	WASHINGTON	W, 90-82	16-15	4-5	at Philadelphia	W, 108-87	41-32
1-11	at Charlotte	W, 95-93	17-15	4-7	at Boston	L, 97-98	41-33
1-13	at New Jersey	W, 91-80	18-15	4-9	at New Jersey	W, 111-94	42-33
1-15	at Atlanta	L, 88-96	18-16	4-10	PHILADELPHIA	W, 92-76	43-33
1-18	SAN ANTONIO	W, 100-98	19-16	4-13	at Indiana	L, 86-91	43-34
1-19	at Indiana	L, 81-89	19-17	4-14	BOSTON	W, 105-96	44-34
1-21	CHICAGO	L, 96-111	19-18	4-17	INDIANA	W, 102-93	45-34
1-24	at San Antonio	W, 85-84	20-18	4-18	at Chicago	L, 79-110	45-35
1-25	at Dallas	W, 93-92	21-18	4-20	at Cleveland	L, 73-75	45-36
1-27	at Houston	L, 85-105	21-19	4-21	MILWAUKEE	W, 108-92	46-36
1-29	at Utah	L, 97-106	21-20				
2-1	INDIANA	W, 87-70	22-20				

(Home games in CAPS)

1996-97 REGULAR SEASON (54-28)

PLAYER	G	GS	MIN	FGM	FGA	PCT	FTM	FTA	PCT	OFF	DEF	TOT	AST	PF	DQ	STL	TO	BLK	PTS	PPG	HI
Grant Hill	80	80	3147	625	1259	.496	450	633	.711	123	598	721	583	186	0	144	259	48	1710	21.4	38
Joe Dumars	79	79	2923	385	875	.440	222	256	.867	38	153	191	318	97	0	57	128	1	1158	14.7	29
Lindsey Hunter	82	76	3023	421	1042	.404	158	203	.778	59	174	233	154	206	1	129	96	24	1166	14.2	30
Otis Thorpe	79	79	2661	419	787	.532	198	303	.653	226	396	622	133	298	7	59	145	17	1036	13.1	27
Terry Mills	79	5	1997	312	702	.444	58	70	.829	68	309	377	99	161	1	35	85	27	857	10.8	29
Aaron McKie	42	3	850	97	209	.464	51	61	.836	27	101	128	77	69	0	43	42	7	263	6.3	18
Theo Ratliff	76	38	1292	179	337	.531	81	116	.698	109	147	256	13	181	2	29	56	111	439	5.8	25
Grant Long	65	24	1166	123	275	.447	63	84	.750	88	134	222	39	106	0	43	48	6	326	5.0	15
Stacey Augmon	20	3	292	31	77	.403	28	41	.683	14	35	49	15	29	0	10	27	10	90	4.5	12
Michael Curry	81	2	1217	99	221	.448	97	108	.898	23	96	119	43	128	0	31	28	12	318	3.9	17
Don Reid	47	14	462	54	112	.482	24	32	.750	36	65	101	14	105	1	16	23	15	132	2.8	14
Kenny Smith	9	0	64	8	20	.400	2	2	1.000	0	5	5	10	2	0	1	3	0	23	2.6	7
Rick Mahorn	22	7	218	20	54	.370	16	22	.727	19	34	53	6	34	0	4	10	3	56	2.5	13
Randolph Childress	4	0	30	4	10	.400	0	0	0.000	0	1	1	2	5	0	2	5	0	10	2.5	8
Litterial Green	45	0	311	30	64	.469	30	47	.638	6	16	22	41	27	0	16	15	1	90	2.0	8
Jerome Williams	33	0	177	20	51	.392	9	17	.529	22	28	50	7	18	0	13	13	1	49	1.5	9
<b>PISTONS</b>	<b>82</b>	<b>—</b>	<b>—</b>	<b>2827</b>	<b>6095</b>	<b>.464</b>	<b>1487</b>	<b>1995</b>	<b>.745</b>	<b>858</b>	<b>2292</b>	<b>3150</b>	<b>1554</b>	<b>1652</b>	<b>12</b>	<b>632</b>	<b>1041</b>	<b>283</b>	<b>7723</b>	<b>94.2</b>	<b>124</b>
<b>OPPONENTS</b>	<b>82</b>	<b>—</b>	<b>—</b>	<b>2768</b>	<b>6231</b>	<b>.444</b>	<b>1229</b>	<b>1668</b>	<b>.737</b>	<b>964</b>	<b>2264</b>	<b>3228</b>	<b>1795</b>	<b>1784</b>	<b>18</b>	<b>488</b>	<b>1195</b>	<b>282</b>	<b>7293</b>	<b>88.9</b>	<b>120</b>

3-point FG: Detroit 582-1499 (.388), Hill 10-33 (.303), Dumars 166-384 (.432), Hunter 166-468 (.355), Thorpe 0-2 (.000), Mills 175-415 (.422), McKie 18-48 (.375), Long 17-47 (.362), Curry 23-77 (.299), Reid 0-1 (.000), Smith 5-10 (.500), Mahorn 0-1 (.000), Childress 2-3 (.667), Green 0-10 (.000). Opponents 528-1430 (.369).

1996-97 GAME-BY-GAME

DATE	OPPONENT	RESULT	RECORD	DATE	OPPONENT	RESULT	RECORD
11-1	INDIANA	W, 95-89	1-0	1-28	at Milwaukee	W, 93-84	31-11
11-							



1997-98 REGULAR SEASON (37-45)

PLAYER	G	GS	MIN	FGM	FGA	PCT	FTM	FTA	PCT	OFF	DEF	TOT	AST	PF	DQ	STL	TO	BLK	PTS	PPG
Grant Hill	81	81	3294	615	1361	.452	479	647	.740	93	530	623	551	196	1	143	285	53	1712	21.1
Brian Williams	78	78	2619	531	1040	.511	198	280	.707	223	472	695	94	252	4	67	181	55	1261	16.2
Jerry Stackhouse	57	15	1797	296	692	.428	273	349	.782	77	113	190	174	119	1	58	150	38	896	15.7
Joe Dumars	72	72	2326	329	791	.416	127	154	.825	14	90	104	253	99	0	44	84	2	943	13.1
Lindsey Hunter	71	67	2505	316	826	.383	145	196	.740	61	186	247	224	174	3	123	110	10	862	12.1
Malik Sealy	77	10	1641	216	505	.428	150	182	.824	48	171	219	100	156	2	65	79	20	591	7.7
Theo Ratliff	24	12	586	57	111	.514	43	63	.683	46	75	121	15	83	2	12	34	55	157	6.5
Jerome Williams	77	3	1305	151	288	.524	108	166	.651	170	209	379	48	144	1	51	60	10	410	5.3
Aaron McKie	24	1	472	43	104	.413	20	23	.870	24	44	68	38	47	0	23	24	1	109	4.5
Grant Long	40	17	739	50	117	.427	41	57	.719	57	93	150	25	91	2	29	22	12	141	3.5
Don Reid	68	44	994	94	176	.534	50	71	.704	77	98	175	26	183	2	25	28	55	238	3.5
Eric Montross	28	10	354	31	68	.456	9	21	.429	41	66	107	4	66	1	6	14	15	71	2.5
Scot Pollard	33	0	317	35	70	.500	19	23	.826	34	40	74	9	48	0	8	12	10	89	2.7
Rick Mahorn	59	0	707	59	129	.457	23	34	.676	65	130	195	15	123	0	14	37	7	141	2.4
Charles O'Bannon	30	0	234	26	69	.377	12	15	.800	14	19	33	17	15	0	9	9	1	64	2.1
Steve Henson	23	0	65	13	26	.500	7	7	1.000	0	2	2	4	9	0	1	6	0	36	1.6
<b>PISTONS</b>	<b>82</b>	<b>—</b>	<b>19955</b>	<b>2862</b>	<b>6373</b>	<b>.449</b>	<b>1704</b>	<b>2288</b>	<b>.745</b>	<b>1044</b>	<b>2338</b>	<b>3382</b>	<b>1597</b>	<b>1805</b>	<b>19</b>	<b>678</b>	<b>1198</b>	<b>344</b>	<b>7721</b>	<b>94.2</b>
<b>OPPONENTS</b>	<b>82</b>	<b>—</b>	<b>19955</b>	<b>2840</b>	<b>6377</b>	<b>.445</b>	<b>1549</b>	<b>2077</b>	<b>.746</b>	<b>991</b>	<b>2334</b>	<b>3325</b>	<b>1753</b>	<b>1874</b>	<b>18</b>	<b>648</b>	<b>1263</b>	<b>382</b>	<b>7592</b>	<b>92.6</b>

3-point FG: Detroit 293-938 (.312), Hill 3-21 (.143), B. Williams 1-3 (.333), Stackhouse 31-149 (.208), Dumars 158-426 (.371), Hunter 85-265 (.321), Sealy 9-41 (.220), J. Williams 0-1 (.000), McKie 3-17 (.176), Long 0-4 (.000), O'Bannon 0-3 (.000), Henson 3-8 (.375), Opponents 363-1100 (.330).

1997-98 GAME-BY-GAME

DATE	OPPONENT	RESULT	RECORD	DATE	OPPONENT	RESULT	RECORD
10-31	WASHINGTON	W, 92-79	1-0	1-28	ORLANDO	W, 91-86	21-22
11-2	at New York	W, 94-86	2-0	1-30	WASHINGTON	L, 95-102	21-23
11-4	at Atlanta	L, 71-82	2-1	1-31	at Cleveland	L, 88-90	21-24
11-5	INDIANA	L, 87-99	2-2	2-2	at Washington	L, 101-113	21-25
11-7	ORLANDO	L, 84-89	2-3	2-5	HOUSTON	W, 104-92	22-25
11-9	at Vancouver	L, 96-104	2-4	2-11	MILWAUKEE	W, 95-83	23-25
11-10	at Portland	L, 82-86	2-5	2-13	at Miami	L, 86-100	23-26
11-12	at Golden State	W, 102-71	3-5	2-15	at Chicago	L, 90-99	23-27
11-13	at Seattle	L, 89-95	3-6	2-17	at San Antonio	L, 94-95	23-28
11-15	NEW JERSEY	W, 96-88	4-6	2-19	at Houston	L, 90-100	23-29
11-18	at Milwaukee	L, 79-87	4-7	2-21	at Dallas	W, 94-82	24-29
11-20	PORTLAND	L, 87-93	4-8	2-23	SACRAMENTO	W, 111-85	25-29
11-22	ATLANTA	W, 87-85	5-8	2-25	CHARLOTTE	L, 88-98	25-30
11-23	at Boston	L, 86-90	5-9	2-27	CLEVELAND	W, 90-87	26-30
11-26	at Charlotte	L, 85-90	5-10	3-1	at Minnesota	L, 113-115	26-31
11-28	NEW YORK	W, 86-78	6-10	3-2	DALLAS	W, 100-94	27-31
11-30	VANCOUVER	L, 95-97	6-11	3-4	at Sacramento	L, 89-109	27-32
12-3	PHOENIX	W, 108-103	7-11	3-5	at Phoenix	L, 93-102	27-33
12-5	SEATTLE	L, 89-94	7-12	3-8	at L.A. Lakers	L, 89-96	27-34
12-7	at Toronto	W, 93-83	8-12	3-11	INDIANA	W, 122-91	28-34
12-9	DENVER	W, 92-83	9-12	3-13	at Boston	W, 96-92	29-34
12-11	NEW JERSEY	W, 103-99	10-12	3-15	UTAH	L, 98-109	29-35
12-13	BOSTON	W, 93-77	11-12	3-16	at Miami	W, 103-90	30-35
12-16	at New York	L, 78-83	11-13	3-18	PHILADELPHIA	L, 96-104	30-36
12-17	at New Jersey	L, 101-105	11-14	3-20	TORONTO	W, 105-99	31-36
12-19	at Indiana	L, 90-98	11-15	3-22	ATLANTA	W, 105-98	32-36
12-20	PHILADELPHIA	W, 115-78	12-15	3-23	at Philadelphia	W, 94-79	33-36
12-22	at Philadelphia	W, 96-92	13-15	3-25	SAN ANTONIO	W, 103-94	34-36
12-26	MIAMI	L, 74-88	13-16	3-27	at Cleveland	L, 87-88	34-37
12-28	MINNESOTA	L, 89-93	13-17	3-29	at Atlanta	L, 95-118	34-38
12-30	TORONTO	W, 100-95	14-17	3-31	at Chicago	L, 101-106	34-39
1-2	at Toronto	W, 91-88	15-17	4-1	CLEVELAND	L, 90-92	34-40
1-3	CHICAGO	L, 96-105	15-18	4-3	BOSTON	L, 100-101	34-41
1-9	GOLDEN STATE	W, 101-72	16-18	4-5	L.A. LAKERS	L, 103-105	34-42
1-11	L.A. CLIPPERS	W, 113-85	17-18	4-8	at Orlando	L, 87-95	34-43
1-14	at Indiana	L, 93-100	17-19	4-9	at Washington	W, 102-83	35-43
1-15	CHARLOTTE	W, 95-94	18-19	4-12	at Charlotte	L, 86-88	35-44
1-19	at Utah	L, 89-98	18-20	4-15	CHICAGO	W, 87-79	36-44
1-21	at Denver	W, 87-67	19-20	4-17	MILWAUKEE	W, 108-102	37-44
1-22	at L.A. Clippers	W, 94-76	20-20	4-19	at New Jersey	L, 101-114	37-45
1-24	NEW YORK	L, 92-99	20-21				
1-27	at Milwaukee	L, 81-83	20-22				

(Home games in CAPS)

1998-99 REGULAR SEASON (29-21)

PLAYER	G	GS	MIN	FGM	FGA	PCT	FTM	FTA	PCT	OFF	DEF	TOT	AST	PF	DQ	STL	TO	BLK	PTS	PPG
Grant Hill	50	50	1852	384	802	.479	285	379	.752	65	290	355	300	114	0	80	184	27	1053	21.1
Jerry Stackhouse	42	9	1188	181	488	.371	210	247	.850	26	81	107	118	79	0	34	121	19	607	14.5
Lindsey Hunter	49	49	1755	228	524	.435	67	89	.753	26	142	168	193	126	2	86	92	8	582	11.9
Joe Dumars	38	38	1116	144	350	.411	51	61	.836	12	56	68	134	51	0	23	53	2	428	11.3
Bison Dele	49	48	1177	216	431	.501	81	118	.686	92	180	272	71	181	3	8	111	40	513	10.5
Christian Laettner	16	0	337	38	106	.358	44	57	.772	21	33	54	24	30	0	15	19	12	121	7.6
Jerome Williams	50	10	1154	124	248	.500	107	159	.673	158	191	349	23	108	0	63	41	7	355	7.1
Jud Buechler	50	0	1056	100	240	.417	13	18	.722	29	104	133	57	83	0	37	21	13	274	5.5
Don Reid	47	30	935	97	174	.557	48	79	.608	66	104	170	33	156	2	27	36	43	242	5.1
Korleone Young	3	0	15	5	10	.500	2	2	1.000	2	2	4	1	3	0	0	1	0	13	4.3
Loy Vaught	37	10	481	59	155	.381	9	14	.643	36	110	146	11	54	0	15	17	6	127	3.4
Charles O'Bannon	18	1	165	24	56	.429	8	8	1.000	18	16	34	12	22	0	2	8	3	56	3.1
Khalid Reeves	11	0	112	8	21	.381	8	14	.571	3	4	7	11	13	0	4	7	0	25	2.3
Eric Montross	46	2	577	42	80	.525	11	32	.344	45	94	139	14	107	1	12	16	27	95	2.1
Mikki Moore	2	0	6	1	1	1.000	2	2	1.000	0	1	1	0	0	0	0	0	0	4	2.0
Mark Macon	7	3	69	4	20	.200	0	0	0	3	2	5	4	6	0	5	6	1	9	1.3
Corey Beck	8	0	30	4	8	.500	2	2	1.000	3	2	5	0	5	0	2	2	0	10	1.3
Steve Henson	4	0	25	1	2	.500	2	2	1.000	0	0	0	3	1	0	1	3	0	4	1.0
<b>PISTONS</b>	<b>50</b>	<b>—</b>	<b>12050</b>	<b>1660</b>	<b>3716</b>	<b>.447</b>	<b>950</b>	<b>1283</b>	<b>.740</b>	<b>605</b>	<b>1412</b>	<b>2017</b>	<b>1009</b>	<b>1139</b>	<b>8</b>	<b>444</b>	<b>790</b>	<b>208</b>	<b>518</b>	<b>90.4</b>
<b>OPPONENTS</b>	<b>50</b>	<b>—</b>	<b>12050</b>	<b>1585</b>	<b>3639</b>	<b>.436</b>	<b>941</b>	<b>1317</b>	<b>.715</b>	<b>548</b>	<b>1377</b>	<b>1925</b>	<b>1043</b>	<b>1113</b>	<b>14</b>	<b>424</b>	<b>770</b>	<b>225</b>	<b>4347</b>	<b>86.9</b>

3-point FG: Detroit 248-679 (.365), Hill 0-14 (.000), Stackhouse 35-126 (.278), Hunter 59-153 (.386), Dumars 89-221 (.403), Dele 0-1 (.000), Laettner 1-3 (.333), Williams 0-0 (.000), Buechler 61-148 (.412), Reid 0-0 (.000), Young 1-4 (.250), Vaught 0-1 (.000), O'Bannon 0-1 (.000), Reeves 1-3 (.333), Montross 0-1 (.000), Moore 0-0 (.000), Macon 1-3 (.333), Beck 0-0 (.000), Henson 0-0 (.000), Opponents, 236-682 (.346).

1998-99 GAME-BY-GAME

DATE	OPPONENT	RESULT	RECORD	DATE	OPPONENT	RESULT	RECORD
2-5	at Miami	W, 95-81	1-0	3-22	at Milwaukee	L, 86-115	14-12
2-7	INDIANA	W, 107-98	2-0	3-24	at New Jersey	W, 84-71	15-12
2-8	WASHINGTON	W, 106-103	3-0	3-26	MILWAUKEE	W, 90-85	16-12
2-9	at Philadelphia	L, 86-90	3-1	3-28	SEATTLE	W, 104-87	17-12
2-11	ORLANDO	L, 81-87	3-2	3-30	at Atlanta	W, 93-77	18-12
2-15	at New York	L, 69-78	3-3	3-31	at Boston	W, 87-72	19-12
2-16	at New Jersey	L, 82-97	3-4	4-1	CHICAGO	W, 107-75	20-12
2-17	MIAMI	L, 80-91	3-5	4-3	ORLANDO	L, 77-92	20-13
2-19	at Phoenix	W, 101-93	4-5	4-5	INDIANA	L, 86-88	20-14
2-21	at San Antonio	L, 64-85	4-6	4-7	ATLANTA	W, 89-82	21-14
2-23	TORONTO	W, 106-80	5-6	4-9	at Indiana	W, 102-101	22-14
2-24	CLEVELAND	W, 89-73	6-6	4-11	at Minnesota	L, 79-88	22-15
2-26	MIAMI						



1999-2000 REGULAR SEASON (42-40)

PLAYER	G	GS	MIN	FG	FGA	PCT	FT	FTA	PCT	OFF	DEF	TOT	AST	PF	DQ	STL	TO	BLK	PTS	PPG
Grant Hill	74	74	2776	696	1422	.489	480	604	.795	97	393	490	385	190	0	103	240	43	1906	25.8
Jerry Stackhouse	82	82	3148	619	1447	.428	618	758	.815	118	197	315	365	188	1	103	311	36	1939	23.6
Lindsey Hunter	82	82	2919	379	892	.425	117	154	.760	35	215	250	327	216	2	129	145	22	1043	12.7
Christian Laettner	82	82	2443	379	801	.473	237	292	.812	175	378	553	186	326	10	83	186	45	1002	12.2
Jerome Williams	82	1	2102	257	456	.564	175	284	.616	277	512	789	68	196	0	95	105	21	689	8.4
Mikki Moore	29	0	488	87	140	.621	54	68	.794	44	68	112	17	104	5	9	23	31	228	7.9
Terry Mills	82	78	1842	214	488	.439	25	34	.735	50	340	390	85	242	4	38	46	24	548	6.7
Michael Curry	82	3	1611	182	379	.480	141	168	.839	21	83	104	87	209	3	33	73	5	506	6.2
John Crotty	69	0	937	106	251	.422	80	93	.860	17	58	75	128	104	0	27	54	5	325	4.7
Jud Buechler	58	5	657	55	156	.353	2	7	.286	30	61	91	33	50	1	25	13	16	130	2.2
Loy Vaught	43	0	292	32	89	.360	11	16	.688	26	65	91	11	45	0	6	11	4	75	1.7
Marcus Brown	6	0	45	4	14	.286	2	2	1.000	3	4	7	3	8	0	0	3	0	10	1.7
Don Reid	21	3	165	16	34	.471	3	6	.500	5	20	25	1	45	1	5	11	12	35	1.7
Jermaine Jackson	7	0	73	1	11	.091	5	8	.625	1	10	11	4	7	0	3	7	0	7	1.0
Eric Montross	51	0	332	17	55	.309	6	12	.500	18	54	72	7	81	0	6	22	9	40	0.8
<b>PISTONS</b>	<b>82</b>	<b>—</b>	<b>19830</b>	<b>3044</b>	<b>6635</b>	<b>.459</b>	<b>1956</b>	<b>2506</b>	<b>.781</b>	<b>917</b>	<b>2458</b>	<b>3375</b>	<b>1707</b>	<b>2011</b>	<b>27</b>	<b>665</b>	<b>1288</b>	<b>273</b>	<b>8483</b>	<b>103.5</b>
<b>OPPONENTS</b>	<b>82</b>	<b>—</b>	<b>19830</b>	<b>3119</b>	<b>6706</b>	<b>.465</b>	<b>1669</b>	<b>2237</b>	<b>.746</b>	<b>973</b>	<b>2504</b>	<b>3477</b>	<b>1893</b>	<b>2219</b>	<b>33</b>	<b>652</b>	<b>1400</b>	<b>396</b>	<b>8365</b>	<b>102.0</b>

3-point FG: Detroit 439-1,223 (.359), Hill 34-98 (.347), Stackhouse 83-288 (.288), Hunter 168-389 (.432), Laettner 7-24 (.292), Williams 0-3 (.000), Mills 95-242 (.393), Curry 1-5 (.200), Crotty 33-80 (.413), Buechler 18-83 (.217), Vaught 0-3 (.000), Brown 0-7 (.000), Jackson 0-1 (.000), Opponents 458-1234 (.371).

1999-2000 GAME-BY-GAME

DATE	OPPONENT	RESULT	RECORD	DATE	OPPONENT	RESULT	RECORD
11-2	at Miami	L, 122-128 (2OT)	0-1	1-29	PHILADELPHIA	W, 90-88	22-21
11-3	at Orlando	L, 94-103	0-2	1-31	at Miami	L, 82-104	22-22
11-5	NEW YORK	L, 91-103	0-3	2-2	SACRAMENTO	L, 110-113	22-23
11-6	at Milwaukee	L, 111-121	0-4	2-4	CLEVELAND	W, 105-96	23-23
11-10	at Boston	W, 110-92	1-4	2-6	HOUSTON	W, 109-105	24-23
11-11	TORONTO	L, 106-123	1-5	2-9	TORONTO	W, 115-108 (OT)	25-23
11-13	SEATTLE	W, 107-99	2-5	2-15	at Houston	L, 102-107	25-24
11-16	at Toronto	L, 85-89	2-6	2-17	at Dallas	L, 97-106	25-25
11-17	NEW JERSEY	W, 109-107	3-6	2-19	at Utah	L, 87-91	25-26
11-19	CLEVELAND	W, 101-90	4-6	2-21	MIAMI	W, 95-87	26-26
11-21	MILWAUKEE	W, 113-94	5-6	2-23	INDIANA	L, 111-118	26-27
11-25	at Indiana	W, 107-99	6-6	2-25	GOLDEN STATE	W, 131-99	27-27
11-26	ATLANTA	W, 93-91	7-6	2-27	CHICAGO	W, 93-90	28-27
11-28	ORLANDO	L, 99-108	7-7	2-29	at Indiana	L, 105-115	28-28
11-30	at San Antonio	L, 87-106	7-8	3-1	UTAH	L, 94-107	28-29
12-1	at Denver	L, 96-100	7-9	3-4	at Washington	L, 94-100	28-30
12-3	SAN ANTONIO	W, 102-80	8-9	3-8	DENVER	W, 130-116	29-30
12-4	at Atlanta	L, 110-112	8-10	3-10	VANCOUVER	W, 111-97	30-30
12-7	at Milwaukee	W, 116-112	9-10	3-11	PORTLAND	L, 94-99	30-31
12-10	L.A. CLIPPERS	W, 107-83	10-10	3-13	BOSTON	W, 124-115	31-31
12-12	at L.A. Lakers	L, 93-101	10-11	3-15	ORLANDO	W, 113-91	32-31
12-14	at Phoenix	L, 104-114	10-12	3-17	L.A. LAKERS	L, 82-110	32-32
12-16	at Golden State	W, 116-108	11-12	3-19	at Vancouver	W, 101-99	33-32
12-18	PHILADELPHIA	W, 104-91	12-12	3-21	at Seattle	W, 100-90	34-32
12-20	at Philadelphia	L, 121-122 (OT)	12-13	3-22	at Portland	W, 104-95	35-32
12-21	WASHINGTON	L, 83-97	12-14	3-24	at Sacramento	L, 103-113	35-33
12-26	CHARLOTTE	W, 114-96	13-14	3-25	at L.A. Clippers	W, 126-107	36-33
12-29	at Chicago	W, 91-77	14-14	3-29	CHARLOTTE	L, 91-98	36-34
12-30	ATLANTA	W, 106-105 (OT)	15-14	3-31	PHOENIX	L, 97-98	36-35
1-3	at Orlando	W, 118-106	16-14	4-2	at New Jersey	W, 113-92	37-35
1-5	at Atlanta	W, 120-108	17-14	4-4	at Toronto	W, 104-88	38-35
1-6	MILWAUKEE	W, 101-95	18-14	4-5	BOSTON	W, 111-106	39-35
1-8	MINNESOTA	L, 105-110	18-15	4-7	at Charlotte	W, 97-82	40-35
1-12	NEW YORK	W, 114-108	19-15	4-8	at Cleveland	L, 98-117	40-36
1-14	WASHINGTON	W, 105-98	20-15	4-10	at Minnesota	L, 100-102	40-37
1-15	at Washington	W, 112-107	21-15	4-12	MIAMI	W, 90-73	41-37
1-17	at New York	L, 94-105	21-16	4-15	at Philadelphia	L, 94-100	41-38
1-20	at New Jersey	L, 120-122	21-17	4-16	INDIANA	L, 101-112	41-39
1-22	at Chicago	L, 92-98	21-18	4-18	at New York	L, 88-100	41-40
1-23	DALLAS	L, 91-99	21-19	4-19	CHICAGO	W, 112-91	42-40
1-25	at Cleveland	L, 107-116 (OT)	21-20				
1-27	at Charlotte	L, 102-117	21-21				

(Home games in CAPS)

2000-01 REGULAR SEASON (32-50)

PLAYER	G	GS	MIN	FG	FGA	PCT	FT	FTA	PCT	OFF	DEF	TOT	AST	PF	DQ	STL	TO	BLK	PTS	PPG
Jerry Stackhouse	80	80	3215	774	1927	.402	666	810	.822	99	216	315	410	160	1	97	326	54	2380	29.8
Joe Smith	69	59	1941	308	765	.403	231	287	.805	160	331	491	79	258	5	47	88	50	847	12.3
Chucky Atkins	81	75	2363	380	952	.399	190	130	.692	28	145	173	330	184	2	67	149	5	971	12.0
Corliss Williamson	27	9	800	172	322	.534	67	107	.626	53	115	168	28	87	0	35	45	8	411	15.2
Dana Barros	60	0	1079	183	412	.444	68	80	.850	6	88	94	110	63	0	30	60	2	478	8.0
Jerome Williams	33	2	804	88	201	.438	65	90	.722	98	180	278	32	81	0	39	47	10	241	7.3
Ben Wallace	80	80	2760	215	439	.490	80	238	.336	303	749	1052	123	192	0	107	117	186	511	6.4
John Wallace	40	0	527	100	236	.424	35	45	.778	25	58	83	23	72	1	13	36	16	237	5.9
Cedric Ceballos	13	0	166	28	71	.394	8	10	.800	7	19	26	7	19	0	6	9	3	75	5.8
Mateen Cleaves	78	8	1268	160	400	.400	97	137	.708	26	106	132	207	153	1	49	139	1	422	5.4
Michael Curry	68	58	1485	145	319	.455	62	73	.849	21	100	121	132	173	0	27	61	3	356	5.2
Mikki Moore	81	2	1154	132	268	.493	95	130	.731	121	195	316	33	202	2	24	74	61	359	4.4
Billy Owens	45	14	793	88	230	.383	19	40	.475	84	121	205	55	93	0	32	39	12	198	4.4
Jud Buechler	57	3	737	76	164	.463	9	12	.750	20	74	94	39	83	0	21	25	10	193	3.4
Eric Montross	42	20	568	50	121	.413	7	26	.269	43	101	144	15	100	0	8	37	23	107	2.5
Kornel David	10	0	69	10	22	.455	0	0	---	6	13	19	3	8	0	4	4	1	20	2.0
Brian Cardinal	15	0	126	10	31	.323	1	18	.611	8	15	23	3	27	0	7	9	2	31	2.1
<b>PISTONS</b>	<b>82</b>	<b>—</b>	<b>19855</b>	<b>2919</b>	<b>6880</b>	<b>.424</b>	<b>1610</b>	<b>2239</b>	<b>.721</b>	<b>1108</b>	<b>2626</b>	<b>3734</b>	<b>1629</b>	<b>1955</b>	<b>12</b>	<b>613</b>	<b>1304</b>	<b>447</b>	<b>7837</b>	<b>95.6</b>
<b>OPPONENTS</b>	<b>82</b>	<b>—</b>	<b>19855</b>	<b>2976</b>	<b>6850</b>	<b>.434</b>	<b>1596</b>	<b>2169</b>	<b>.736</b>	<b>1012</b>	<b>2671</b>	<b>3683</b>	<b>1860</b>	<b>2062</b>	<b>23</b>	<b>669</b>	<b>1274</b>	<b>397</b>	<b>7976</b>	<b>97.3</b>

3-point FG: Detroit 389-1,112 (.350), Stackhouse 166-473 (.351), Smith 0-5 (.000), Atkins 121-339 (.357), Williamson 0-0 (.000), Barros 44-105 (.419), Williams 0-2 (.000), B. Wallace 1-4 (.250), J. Wallace 2-15 (.133), Ceballos 11-40 (.275), Cleaves 5-17 (.294), Curry 4-9 (.444), Moore 0-1 (.000), Owens 3-20 (.150), Buechler 32-77 (.416), Montross 0-0 (.000), David 0-0 (.000), Cardinal 0-5 (.000), Opponents 428-1,229 (.348).

2000-01 GAME-BY-GAME

DATE	OPPONENT	RESULT	RECORD	DATE	OPPONENT	RESULT	RECORD
10-30	at Toronto	W, 105-94	1-0	1-26	at Philadelphia	L, 89-105	15-28
11-1	at Boston	L, 83-103	1-1	1-27	at Milwaukee	W, 108-103	16-28
11-3	SACRAMENTO	L, 93-100	1-2	1-29	at Boston	L, 87-99	16-29
11-4	at Milwaukee	L, 88-97	1-3	1-31	at New Jersey	W, 112-103	17-29
11-8	at Philadelphia	L, 94-103	1-4	2-2	BOSTON	L, 95-102	17-30
11-9	at New Jersey	W, 108-94	2-4	2-3	at Cleveland	W, 88-81 (OT)	18-30
11-11	at Indiana	L, 84-94	2-5	2-6	DENVER	W, 94-83	19-30
11-12	SEATTLE	W, 101-92	3-5	2-8	HOUSTON	L, 90-103	19-31
11-15	INDIANA	L, 88-92	3-6	2-14	NEW JERSEY	W, 105-86	20-31
11-17	at Charlotte	W, 96-89	4-6	2-15	at Indiana	L, 73-82	20-32
11-19	CHARLOTTE	L, 96-105	4-7	2-19	L.A. CLIPPERS	L, 106-111 (OT)	20-33
11-21	at Cleveland	L, 98-117	4-8	2-21	NEW YORK	W, 90-85	21-33
11-24	VANCOUVER	W, 118-96	5-8	2-23	PHILADELPHIA	L, 78-99	21-34
11-26	UTAH	L, 79-94	5-9	2-25	CLEVELAND	L, 94-101	21-35
11-							



2001-02 REGULAR SEASON (50-32)

PLAYER	G	GS	MIN	FG	FGA	PCT	FT	FTA	PCT	OFF	DEF	TOT	AST	PF	DQ	STL	TO	BLK	PTS	PPG
Jerry Stackhouse	76	76	2885	524	1319	.397	495	577	.858	77	238	315	403	163	0	77	266	37	1629	21.4
Clifford Robinson	80	80	2855	454	1069	.425	143	206	.694	79	307	386	202	243	4	89	151	95	1166	14.6
Corliss Williamson	78	7	1701	411	806	.510	240	298	.805	117	202	319	94	226	1	49	137	26	1063	13.6
Chucky Atkins	79	62	2285	368	790	.466	83	120	.692	31	127	158	263	177	1	72	128	11	957	12.1
Jon Barry	82	6	1985	255	522	.489	108	116	.931	42	132	234	274	134	0	94	111	20	739	9.0
Ben Wallace	80	80	2921	255	490	.531	99	234	.423	318	721	1039	115	178	2	138	70	278	609	7.6
Zeljko Rebraca	74	4	1179	189	374	.505	135	175	.771	84	206	290	38	192	0	28	84	73	513	6.9
Dana Barros	29	20	582	74	192	.385	21	27	.778	1	56	57	78	37	0	14	33	2	193	6.7
Damon Jones	67	0	1083	114	284	.401	43	59	.729	13	90	103	140	83	0	23	61	1	340	5.1
Ratko Varda	1	0	6	2	3	.667	1	1	1.000	0	1	1	0	3	0	0	1	0	5	5.0
Michael Curry	82	75	1912	125	276	.453	72	91	.791	15	153	168	127	207	1	47	60	10	329	4.0
Rodney White	16	0	129	21	60	.350	12	14	.857	2	16	18	12	6	0	9	14	2	56	3.5
Victor Alexander	15	0	97	18	51	.353	4	8	.500	7	22	29	6	6	0	5	1	40	2.7	
Mikki Moore	30	0	217	29	61	.475	20	26	.769	22	31	53	11	35	0	7	14	9	79	2.6
Brian Cardinal	8	0	43	6	13	.462	2	2	1.000	2	4	6	2	5	0	1	0	0	17	2.1
<b>PISTONS</b>	<b>82</b>	<b>—</b>	<b>19680</b>	<b>2845</b>	<b>6300</b>	<b>.452</b>	<b>1478</b>	<b>1954</b>	<b>.756</b>	<b>810</b>	<b>2366</b>	<b>3176</b>	<b>1765</b>	<b>1695</b>	<b>9</b>	<b>648</b>	<b>1193</b>	<b>565</b>	<b>7735</b>	<b>94.3</b>
<b>OPPONENTS</b>	<b>82</b>	<b>—</b>	<b>19680</b>	<b>2926</b>	<b>6546</b>	<b>.447</b>	<b>1349</b>	<b>1787</b>	<b>.755</b>	<b>991</b>	<b>2511</b>	<b>3502</b>	<b>1638</b>	<b>1874</b>	<b>14</b>	<b>651</b>	<b>1273</b>	<b>335</b>	<b>7560</b>	<b>92.2</b>

3-point FG: Detroit 567-1,509 (.376), Stackhouse 86-300 (.287), Robinson 115-304 (.378), Williamson 1-5 (.200), Atkins 138-336 (.411), Barry 121-258 (.469), Wallace 0-3 (.000), Rebraca 0-0 (.000), Barros 24-71 (.338), Jones 69-186 (.371), Varda 0-0 (.000), Curry 7-26 (.269), White 2-9 (.222), Alexander 0-2 (.000), Moore 1-2 (.500), Cardinal 3-7 (.429). Opponents 359-993 (.362).

2001-02 GAME-BY-GAME

DATE	OPPONENT	RESULT	RECORD	DATE	OPPONENT	RESULT	RECORD
10-30	at Dallas	L, 87-94	0-1	1-29	at Washington	W, 89-86	22-20
11-1	at Memphis	W, 90-80	1-1	1-30	ATLANTA	W, 88-71	23-20
11-2	NEW JERSEY	W, 102-88	2-1	2-1	ORLANDO	L, 83-85	23-21
11-4	WASHINGTON	W, 100-78	3-1	2-2	at Cleveland	W, 115-107	24-21
11-7	at Chicago	W, 97-73	4-1	2-5	PHILADELPHIA	W, 86-82	25-21
11-11	PORTLAND	L, 98-100	4-2	2-7	L.A. CLIPPERS	W, 105-92	26-21
11-15	DALLAS	W, 115-89	5-2	2-12	PHOENIX	L, 71-99	26-22
11-17	INDIANA	W, 104-98	6-2	2-14	at New Jersey	W, 85-80	27-22
11-20	at Toronto	W, 88-84	7-2	2-15	at New York	W, 101-90	28-22
11-21	at Philadelphia	L, 89-94	7-3	2-18	TORONTO	W, 89-76	29-22
11-23	at Atlanta	L, 99-106	7-4	2-20	WASHINGTON	W, 97-90	30-22
11-24	MEMPHIS	W, 91-84	8-4	2-22	at Toronto	W, 80-72	31-22
11-26	at Orlando	W, 105-100	9-4	2-24	at Milwaukee	L, 82-89	31-23
11-28	CHARLOTTE	L, 96-104	9-5	2-27	CHICAGO	W, 101-89	32-23
11-30	at Charlotte	W, 110-105	10-5	3-1	ORLANDO	W, 110-102	33-23
12-1	at New York	W, 100-97	11-5	3-3	at Charlotte	W, 83-81	34-23
12-4	at Cleveland	L, 88-100	11-6	3-5	MIAMI	L, 91-93	34-24
12-5	SEATTLE	W, 95-91	12-6	3-7	at Washington	W, 95-92	35-24
12-9	HOUSTON	W, 105-77	13-6	3-8	at Boston	L, 92-117	35-25
12-13	NEW YORK	W, 99-97	14-6	3-10	INDIANA	L, 84-89	35-26
12-16	at L.A. Clippers	L, 77-82	14-7	3-13	CLEVELAND	W, 85-84	36-26
12-18	at Sacramento	L, 98-102	14-8	3-15	UTAH	L, 97-100	36-27
12-19	at Golden State	L, 88-101	14-9	3-16	at Milwaukee	W, 102-94	37-27
12-21	at Portland	L, 81-83	14-10	3-18	at Denver	W, 98-91	38-27
12-22	at Seattle	L, 89-117	14-11	3-19	at Utah	W, 94-87	39-27
12-27	NEW JERSEY	L, 75-88	14-12	3-21	at Phoenix	W, 95-82	40-27
12-28	at Orlando	L, 78-87	14-13	3-22	at L.A. Lakers	L, 82-94	40-28
12-30	MIAMI	W, 86-80	15-13	3-24	BOSTON	W, 109-101	41-28
1-2	at San Antonio	L, 85-97	15-14	3-26	at Indiana	W, 96-77	42-28
1-3	at Houston	L, 97-99	15-15	3-27	NEW YORK	L, 82-89	42-29
1-5	CLEVELAND	W, 101-91	16-15	3-29	GOLDEN STATE	W, 110-103	43-29
1-7	at Minnesota	L, 93-109	16-16	3-31	DENVER	W, 86-82	44-29
1-8	L.A. LAKERS	L, 92-121	16-17	4-2	at Miami	W, 90-87	45-29
1-11	at Boston	L, 90-104	16-18	4-3	SACRAMENTO	L, 86-107	45-30
1-12	CHARLOTTE	W, 104-76	17-18	4-5	at Philadelphia	W, 92-88	46-30
1-15	TORONTO	L, 90-92	17-19	4-8	ATLANTA	W, 105-99	47-30
1-18	at Indiana	W, 96-93	18-19	4-10	CHICAGO	L, 101-102	47-31
1-19	BOSTON	W, 94-91	19-19	4-12	SAN ANTONIO	L, 86-96	47-32
1-21	MILWAUKEE	L, 79-97	19-20	4-13	at Chicago	W, 124-106	48-32
1-23	MINNESOTA	W, 104-83	20-20	4-16	at New Jersey	W, 103-98	49-32
1-25	at Atlanta	W, 107-90	21-20	4-17	MILWAUKEE	W, 123-89	50-32

(Home games in CAPS)

2002-03 REGULAR SEASON (50-32)

PLAYER	G	GS	MIN	FG	FGA	PCT	FT	FTA	PCT	OFF	DEF	TOT	AST	PF	DQ	STL	TO	BLK	PTS	AVG
Richard Hamilton	82	82	2640	570	1286	.443	440	528	.833	88	230	318	208	249	2	64	200	13	1612	19.7
Chauncey Billups	74	74	2327	366	870	.421	318	362	.878	38	235	273	287	136	0	63	134	15	1199	16.2
Clifford Robinson	81	69	2825	372	935	.398	161	238	.676	81	237	318	268	259	5	87	158	88	992	12.2
Corliss Williamson	82	1	2061	374	826	.453	237	300	.790	147	211	358	104	238	1	44	126	27	987	12.0
Chucky Atkins	65	7	1398	168	465	.361	40	49	.816	21	75	96	175	108	0	27	77	4	462	7.1
Jon Barry	80	0	1473	191	424	.450	86	100	.860	33	147	180	206	104	0	63	81	14	555	6.9
Ben Wallace	73	73	2873	210	437	.481	85	189	.450	293	833	1126	120	179	0	104	88	230	506	6.9
Mehmet Okur	72	9	1366	180	423	.426	96	131	.733	117	218	335	71	167	0	25	66	39	494	6.9
Zeljko Rebraca	30	12	488	80	145	.552	38	48	.792	27	65	92	9	79	1	6	29	17	198	6.6
Tayshaun Prince	42	5	435	53	118	.449	11	17	.647	5	40	45	24	25	0	10	21	14	137	3.3
Michael Curry	78	77	1555	92	229	.402	36	45	.800	16	111	127	104	163	0	44	43	4	236	3.0
Danny Manning	13	0	89	13	32	.406	5	6	.833	7	11	18	7	11	0	9	7	3	34	2.6
Hubert Davis	43	1	328	31	79	.392	5	6	.833	6	30	36	29	23	0	5	11	0	79	1.8
Don Reid	1	0	10	0	3	.000	1	2	.500	0	0	0	0	4	0	0	0	0	1	1.0
Pepe Sanchez	9	0	37	0	5	.000	0	0	—	4	2	6	8	3	0	5	2	0	0	0.0
<b>PISTONS</b>	<b>82</b>	<b>—</b>	<b>19,905</b>	<b>2700</b>	<b>6277</b>	<b>.430</b>	<b>1559</b>	<b>2021</b>	<b>.771</b>	<b>883</b>	<b>2445</b>	<b>3328</b>	<b>1620</b>	<b>1748</b>	<b>9</b>	<b>556</b>	<b>1104</b>	<b>468</b>	<b>7492</b>	<b>91.4</b>
<b>OPPONENTS</b>	<b>82</b>	<b>—</b>	<b>19,905</b>	<b>2744</b>	<b>6269</b>	<b>.438</b>	<b>1413</b>	<b>1895</b>	<b>.746</b>	<b>859</b>	<b>2528</b>	<b>3387</b>	<b>1501</b>	<b>1904</b>	<b>20</b>	<b>568</b>	<b>1149</b>	<b>355</b>	<b>7190</b>	<b>87.7</b>

3-point FG: Detroit 533-1,488 (.358), Hamilton 32-119 (.269), Billups 149-380 (.392), Robinson 87-259 (.336), Williamson 2-11 (.182), Atkins 86-242 (.355), Barry 87-214 (.407), Wallace 1-6 (.167), Okur 38-112 (.339), Rebraca 0-0 (.000), Prince 20-47 (.426), Curry 16-54 (.296), Manning 3-8 (.375), Reid 0-0 (.000), Sanchez 0-0 (.000). Opponents 289-839 (.344).

2002-03 GAME-BY-GAME

DATE	OPPONENT	RESULT	RECORD	DATE	OPPONENT	RESULT	RECORD
10-30	NEW YORK	W, 86-77	1-0	1-25	at San Antonio	L, 76-108	28-15
11-1	MEMPHIS	W, 109-86	2-0	1-28	BOSTON	W, 86-83	29-15
11-3	at L.A. Clippers	L, 72-74	2-1	1-31	at Boston	W, 118-66	30-15
11-4	at Phoenix	W, 84-82	3-1	2-1	NEW JERSEY	W, 106-84	31-15
11-6	at Utah	W, 80-78	4-1	2-5	L.A. CLIPPERS</		



2003-04 REGULAR SEASON (54-28)

PLAYER	G	GS	MIN	FG	FGA	PCT	FT	FTA	PCT	OFF	DEF	TOT	AST	PF	DQ	STL	TO	BLK	PTS	PPG
Richard Hamilton	78	78	2772	530	1166	.455	297	342	.868	78	201	279	10	222	3	103	210	17	1375	17.6
Chauncey Billups	78	78	2758	392	936	.394	404	460	.878	35	241	276	446	177	2	84	189	8	1318	16.9
R. Wallace (TOT)	68	66	2390	425	974	.436	156	212	.736	102	357	459	156	190	1	61	119	122	1088	16.0
R. Wallace (DET)	22	21	673	121	281	.431	38	54	.704	32	123	155	40	59	0	24	29	45	302	13.7
Tayshaun Prince	82	80	2701	338	723	.467	108	141	.766	93	297	390	191	149	0	63	119	69	841	10.3
Mehmet Okur	71	33	1580	251	542	.463	162	209	.775	160	261	421	69	138	0	36	101	63	682	9.6
Ben Wallace	81	81	3050	315	748	.421	142	290	.490	324	682	1006	138	162	0	143	123	246	773	9.5
Corliss Williamson	79	0	1574	304	602	.505	144	197	.731	88	188	256	57	204	2	30	113	20	752	9.5
Mike James (TOT)	81	55	2196	272	657	.414	103	127	.811	28	206	234	339	156	0	96	124	3	753	9.3
Mike James (DET)	26	0	512	59	147	.401	27	32	.844	8	50	58	95	43	0	26	41	1	165	6.3
Chucky Atkins	40	0	751	88	235	.374	31	43	.721	6	42	48	95	60	0	19	48	1	249	6.2
Elden Campbell	65	27	892	138	314	.439	85	124	.685	52	157	209	45	137	0	21	63	50	361	5.6
Bob Sura	53	0	707	71	173	.410	48	69	.696	30	73	103	89	86	0	37	39	9	199	3.8
Lindsey Hunter	33	8	661	49	143	.343	5	8	.625	13	54	67	85	45	0	39	34	6	117	3.5
Zeljko Rebraca	21	2	222	22	54	.407	22	28	.786	19	30	49	4	45	0	5	13	9	66	3.1
Darvin Ham	54	2	484	37	75	.493	21	35	.600	47	46	93	16	63	0	13	31	8	96	1.8
Darko Milicic	34	0	159	17	65	.262	14	24	.583	11	32	43	7	33	0	7	13	15	48	1.4
Tremaine Fowlkes	36	0	261	15	48	.313	13	18	.722	18	35	53	14	37	0	9	12	3	44	1.2
Hubert Davis	3	0	23	0	2	.000	0	0	---	0	0	0	1	4	0	0	1	0	0	0.0
<b>PISTONS</b>	<b>82</b>	<b>—</b>	<b>19780</b>	<b>2747</b>	<b>6314</b>	<b>.435</b>	<b>1561</b>	<b>2074</b>	<b>.753</b>	<b>1014</b>	<b>2492</b>	<b>3506</b>	<b>1702</b>	<b>1664</b>	<b>7</b>	<b>659</b>	<b>1241</b>	<b>570</b>	<b>7388</b>	<b>90.1</b>
<b>OPPONENTS</b>	<b>82</b>	<b>—</b>	<b>19780</b>	<b>2633</b>	<b>6378</b>	<b>.413</b>	<b>1287</b>	<b>1730</b>	<b>.744</b>	<b>980</b>	<b>2353</b>	<b>3333</b>	<b>1561</b>	<b>1877</b>	<b>21</b>	<b>649</b>	<b>1310</b>	<b>410</b>	<b>6909</b>	<b>84.3</b>

3-point FG: Detroit 333-968 (.344), Hamilton 18-68 (.265), Billups 130-335 (.388), R. Wallace 22-69 (.319), Prince 57-157 (.363), Okur 18-48 (.375), B. Wallace 1-8 (.125), Williamson 0-0 (.000), James 20-55 (.364), Atkins 42-130 (.323), Campbell 0-0 (.000), Sura 9-36 (.250), Hunter 14-50 (.280), Rebraca 0-0 (.000), Ham 1-2 (.500), Milicic 0-1 (.000), Fowlkes 1-8 (.125), Davis 0-1 (.000). Opponents 356-1180 (.302).

2003-04 GAME-BY-GAME

DATE	OPPONENT	RESULT	RECORD	DATE	OPPONENT	RESULT	RECORD
10-29	INDIANA	L, 87-89	0-1	1-19	SAN ANTONIO	W, 85-77	29-13
10-31	at Miami	W, 93-81	1-1	1-20	at Indiana	L, 69-81	29-14
11-1	at Orlando	W, 96-85	2-1	1-23	at Minnesota	L, 79-80	29-15
11-5	BOSTON	W, 96-88	3-1	1-25	ATLANTA	L, 82-91	29-16
11-7	MILWAUKEE	W, 105-99	4-1	1-28	at Boston	W, 106-103	30-16
11-9	NEW JERSEY	W, 98-84	5-1	1-30	at Toronto	W, 90-89 (OT)	31-16
11-11	at Sacramento	L, 91-97	5-2	1-31	MEMPHIS	W, 80-78	32-16
11-12	at Golden State	L, 85-87 (OT)	5-3	2-2	at Miami	W, 102-100 (OT)	33-16
11-14	at L.A. Lakers	L, 89-94	5-4	2-3	CLEVELAND	L, 82-85	33-17
11-15	at Phoenix	W, 100-91	6-4	2-6	at New Orleans	L, 81-92	33-18
11-18	L.A. LAKERS	W, 106-96	7-4	2-7	at Dallas	L, 108-111	33-19
11-19	at Memphis	W, 99-92	8-4	2-10	at New Jersey	L, 78-89	33-20
11-21	NEW YORK	W, 94-85	9-4	2-11	SACRAMENTO	L, 94-96	33-21
11-23	NEW ORLEANS	L, 80-81	9-5	2-17	at New York	L, 88-92	33-22
11-24	at Atlanta	W, 94-89	10-5	2-18	MILWAUKEE	W, 102-98	34-22
11-26	at Philadelphia	L, 86-90	10-6	2-20	MINNESOTA	L, 87-88	34-23
11-28	CLEVELAND	W, 92-88	11-6	2-22	ORLANDO	L, 86-87	34-24
11-29	at Washington	W, 80-69	12-6	2-23	at Philadelphia	W, 76-66	35-24
12-1	at New York	W, 79-78 (OT)	13-6	2-25	at Chicago	W, 107-88	36-24
12-3	MIAMI	W, 87-73	14-6	2-27	ATLANTA	W, 105-83	37-24
12-6	at Houston	L, 80-86	14-7	2-29	at L.A. Clippers	W, 100-88	38-24
12-9	PHILADELPHIA	L, 76-78	14-8	3-1	at Utah	L, 86-94	38-25
12-11	at Cleveland	L, 86-95	14-9	3-4	at Portland	W, 83-68	39-25
12-12	SEATTLE	L, 72-93	14-10	3-6	at Denver	W, 97-66	40-25
12-17	CHICAGO	W, 77-73	15-10	3-7	at Seattle	W, 86-65	41-25
12-19	at Indiana	L, 75-80	15-11	3-10	CHICAGO	W, 98-65	42-25
12-21	UTAH	W, 96-75	16-11	3-14	PHILADELPHIA	W, 85-69	43-25
12-23	at Milwaukee	L, 78-83	16-12	3-18	at New Jersey	W, 89-71	44-25
12-26	NEW JERSEY	L, 79-82	16-13	3-19	DENVER	W, 94-75	45-25
12-27	at Atlanta	W, 87-84	17-13	3-21	at Cleveland	W, 96-76	46-25
12-29	NEW ORLEANS	W, 108-99	18-13	3-23	at New Orleans	L, 81-82	46-26
12-31	PORTLAND	W, 78-71	19-13	3-25	at San Antonio	L, 75-84	46-27
1-2	PHOENIX	W, 93-81	20-13	3-27	NEW YORK	W, 100-85	47-27
1-3	GOLDEN STATE	W, 99-93	21-13	3-31	L.A. CLIPPERS	W, 108-99	48-27
1-5	at Boston	W, 78-68	22-13	4-2	MIAMI	W, 92-84	49-27
1-7	HOUSTON	W, 85-66	23-13	4-4	INDIANA	W, 79-61	50-27
1-11	DALLAS	W, 115-102	24-13	4-6	ORLANDO	W, 102-86	51-27
1-13	at Chicago	W, 105-89	25-13	4-9	TORONTO	W, 74-66	52-27
1-14	TORONTO	W, 95-91	26-13	4-10	at Orlando	W, 101-89	53-27
1-16	WASHINGTON	W, 98-77	27-13	4-12	WASHINGTON	W, 101-79	54-27
1-17	at Milwaukee	W, 99-94	28-13	4-13	at Toronto	L, 78-87	54-28

(HOME GAMES IN CAPS)

2004-05 REGULAR SEASON (54-28)

PLAYER	G	GS	MIN	FG	FGA	PCT	FT	FTA	PCT	OFF	DEF	TOT	AST	PF	DQ	STL	TO	BLK	PTS	PPG
Richard Hamilton	76	76	2926	510	1160	.440	368	429	.858	74	221	295	372	232	8	77	217	13	1424	18.7
Chauncey Billups	80	80	2866	404	913	.442	343	382	.898	48	223	271	464	194	1	81	180	9	1316	16.5
Tayshaun Prince	82	82	3039	469	963	.487	221	274	.807	133	302	435	247	161	1	56	135	71	1206	14.7
R. Wallace	79	79	2687	467	1062	.440	136	195	.697	174	470	644	142	236	1	65	127	115	1145	14.5
B. Wallace	74	74	2671	295	651	.453	130	304	.428	292	610	902	123	159	0	106	82	176	721	9.7
Antonio McDyess	77	8	1797	307	598	.513	126	192	.656	177	305	482	71	204	3	46	93	52	740	9.6
Carlos Arroyo (TOT)	70	16	1448	167	429	.389	119	149	.799	26	78	104	280	143	0	44	107	4	461	6.6
Carlos Arroyo (DET)	40	0	706	74	197	.376	66	86	.767	15	43	58	128	76	0	24	52	1	215	5.4
Carlos Delfino	30	4	459	42	117	.359	23	40	.575	13	42	55	38	44	0	22	23	6	116	3.9
Lindsey Hunter	76	3	1144	108	302	.358	46	58	.793	38	85	123	130	125	0	68	68	13	285	3.8
Ron Dupree	47	0	472	61	127	.480	29	47	.617	34	61	95	24	60	0	7	22	10	152	3.2
E. Campbell (TOT)	40	1	390	39	123	.317	42	55	.764	28	65	93	19	57	0	8	29	7	120	3.0
E. Campbell (DET)	30	1	340	39	116	.336	40	51	.784	25	57	82	16	47	0	8	28	6	118	3.9
Smush Parker	11	1	110	11	28	.393	9	13	.692	2	7	9	11	13	0	3	10	0	33	3.0
Horace Jenkins	15	0	104	15	45	.333	12	13	.923	3	6	9	9	6	0	5	7	1	42	2.8
Anthony Goldwire	9	0	55	4	15	.267	7	8	.875	1	7	8	0	5	0	0	1	0	18	2.0
Darko Milicic	37	2	254	25	76	.329	17	24	.708	3	40	43	7	31	0	2	16	17	67	1.8
Derrick Coleman	5	0	50	3	14	.214	3	3	1.000	3	12	15	0	6	0	0	2	0	9	1.8
Darvin Ham	47	0	275	17	37	.459	12	31												



2005-06 REGULAR SEASON (64-18)

PLAYER	G	GS	MIN	FG	FGA	PCT	FT	FTA	PCT	OFF	DEF	TOT	AST	PF	DQ	STL	TO	BLK	PTS	AVG
Richard Hamilton	80	80	2825	649	1322	.491	256	303	.845	84	172	256	275	207	1	52	173	16	1609	20.1
Chauncey Billups	81	81	2925	423	1012	.418	465	520	.894	41	211	252	699	160	2	71	170	8	1495	18.5
Rasheed Wallace	80	80	2780	459	1067	.430	136	183	.743	90	457	547	182	232	1	82	85	130	1209	15.1
Tayshaun Prince	82	82	2898	455	999	.455	182	238	.765	104	242	346	186	96	1	62	91	39	1156	14.1
Antonio McDyess	82	0	1733	285	560	.509	68	122	.557	156	280	436	90	220	0	46	76	48	638	7.8
Tony Delk (TOT)	24	0	385	71	161	.441	20	27	.741	14	39	53	33	28	0	13	19	1	182	7.6
Tony Delk (DET)	23	0	378	71	160	.444	18	25	.720	13	38	51	33	28	0	13	19	1	180	7.8
Ben Wallace	82	82	2890	237	465	.510	123	296	.416	301	622	923	158	164	1	146	88	181	597	7.3
Amir Johnson	3	0	39	7	10	.700	4	4	1.000	3	1	4	3	7	0	0	4	2	20	6.7
Maurice Evans	80	1	1139	154	341	.452	52	65	.800	76	87	163	60	122	0	41	39	15	403	5.0
Carlos Delfino	68	1	726	91	226	.403	45	67	.672	28	85	113	44	86	0	21	36	15	247	3.6
Kelvin Cato (TOT)	27	0	333	36	84	.429	26	35	.743	20	50	70	4	52	0	6	18	12	98	3.6
Kelvin Cato (DET)	4	0	34	5	12	.417	0	0	---	1	6	7	2	4	0	0	2	2	10	2.5
Carlos Arroyo	50	0	600	57	157	.363	42	58	.724	24	46	70	155	77	1	19	45	3	158	3.2
Lindsey Hunter	30	1	353	37	100	.370	2	4	.500	10	30	40	62	44	0	19	20	1	87	2.9
Jason Maxiell	26	0	159	23	54	.426	14	42	.333	12	16	28	3	14	0	4	11	5	60	2.3
Alex Acker	5	0	35	4	16	.250	0	0	---	1	4	5	4	4	0	1	4	0	9	1.8
Darko Milicic	25	0	140	17	33	.515	3	8	.375	10	18	28	9	25	0	3	15	15	37	1.5
Dale Davis	28	2	178	9	24	.375	8	15	.533	21	32	53	6	23	0	0	4	9	26	0.9
<b>PISTONS</b>	<b>82</b>	<b>-</b>	<b>19830</b>	<b>2983</b>	<b>6558</b>	<b>.455</b>	<b>1418</b>	<b>1950</b>	<b>.727</b>	<b>975</b>	<b>2347</b>	<b>3322</b>	<b>1971</b>	<b>1513</b>	<b>7</b>	<b>580</b>	<b>931</b>	<b>490</b>	<b>7941</b>	<b>96.8</b>
<b>OPPONENTS</b>	<b>82</b>	<b>-</b>	<b>19830</b>	<b>2915</b>	<b>6450</b>	<b>.452</b>	<b>1235</b>	<b>1677</b>	<b>.736</b>	<b>951</b>	<b>2399</b>	<b>3350</b>	<b>1541</b>	<b>1726</b>	<b>12</b>	<b>481</b>	<b>1145</b>	<b>285</b>	<b>7394</b>	<b>90.2</b>

3-point FG: Detroit 557-1,451 (.384), Hamilton 55-120 (.458), Billups 184-425 (.433), R. Wallace 155-434 (.357), Prince 64-183 (.350), McDyess 0-2 (.000), Delk 20-47 (.426), B. Wallace 10-4 (.000), Johnson 2-3 (.667), Evans 43-116 (.371), Delfino 20-60 (.333), Cato 0-0 (---), Arroyo 2-6 (.333), Hunter 11-43 (.256), Maxiell 0-0 (---), Acker 1-5 (.200), Milicic 0-2 (.000), Davis 0-1 (.000). Opponents 329-1,012 (.325).

2005-06 GAME-BY-GAME

DATE	OPPONENT	RESULT	RECORD	DATE	OPPONENT	RESULT	RECORD
11-2	PHILADELPHIA	W, 108-88	1-0	1-29	L.A. LAKERS	W, 102-93	37-5
11-4	at Boston	W, 82-81	2-0	1-31	at New Jersey	L, 84-91	37-6
11-5	TORONTO	W, 117-84	3-0	2-1	MINNESOTA	W, 90-74	38-6
11-8	at Sacramento	W, 102-88	4-0	2-3	at Philadelphia	W, 87-80	39-6
11-10	at Phoenix	W, 111-104	5-0	2-4	at Indiana	L, 85-93	39-7
11-11	at Portland	W, 84-81	6-0	2-7	at Atlanta	L, 98-99	39-8
11-15	BOSTON	W, 115-100	7-0	2-8	L.A. CLIPPERS	W, 97-87	40-8
11-18	at Houston	W, 78-70	8-0	2-10	at Orlando	W, 84-73	41-8
11-19	at Dallas	L, 82-119	8-1	2-12	at Miami	L, 98-100	41-9
11-23	DENVER	W, 114-89	9-1	2-14	NEW JERSEY	W, 85-71	42-9
11-25	WASHINGTON	L, 114-120 (20T)	9-2	2-21	ATLANTA	W, 97-87	43-9
11-26	at Milwaukee	W, 85-76	10-2	2-23	INDIANA	W, 88-83	44-9
11-30	at New Jersey	W, 93-83	11-2	2-24	at Chicago	W, 95-87	45-9
12-2	NEW YORK	W, 106-98	12-2	2-26	CLEVELAND	W, 90-78	46-9
12-3	at Chicago	W, 92-79	13-2	2-27	at Cleveland	W, 84-72	47-9
12-9	at Golden State	W, 106-103	14-2	3-1	at Denver	L, 87-98	47-10
12-11	at L.A. Clippers	W, 109-101	15-2	3-3	at Seattle	W, 98-96	48-10
12-12	at Utah	L, 78-92	15-3	3-4	at L.A. Lakers	L, 94-105	48-11
12-14	SACRAMENTO	W, 109-98	16-3	3-8	CHICAGO	W, 106-101	49-11
12-16	CHICAGO	W, 110-82	17-3	3-11	at Washington	L, 92-110	49-12
12-17	at Charlotte	W, 103-78	18-3	3-12	CHARLOTTE	W, 94-78	50-12
12-19	at Memphis	W, 106-104 (20T)	19-3	3-15	at Toronto	W, 105-98	51-12
12-20	PORTLAND	W, 93-89	20-3	3-17	at New York	L, 103-105	51-13
12-23	GOLDEN STATE	W, 97-85	21-3	3-18	at Charlotte	W, 108-103	52-13
12-25	SAN ANTONIO	W, 85-70	22-3	3-20	ATLANTA	W, 91-84	53-13
12-27	TORONTO	W, 113-106	23-3	3-22	MIAMI	W, 82-73	54-13
12-29	MIAMI	W, 106-101	24-3	3-24	at Indiana	W, 75-72	55-13
12-31	at Cleveland	L, 84-97	24-4	3-26	NEW JERSEY	L, 74-79	55-14
1-3	ORLANDO	W, 108-99	25-4	3-28	DALLAS	W, 97-90	56-14
1-6	SEATTLE	W, 97-85	26-4	3-29	at Philadelphia	W, 101-91	57-14
1-7	UTAH	L, 90-94 (OT)	26-5	3-31	MILWAUKEE	W, 112-105	58-14
1-10	at NO/Okla. City	W, 96-86	27-5	4-2	PHOENIX	W, 109-102	59-14
1-12	at San Antonio	W, 83-68	28-5	4-4	NO/OKLA. CITY	W, 101-93	60-14
1-14	CHARLOTTE	W, 114-91	29-5	4-6	at Miami	W, 95-82	61-14
1-16	BOSTON	W, 94-84	30-5	4-7	at Orlando	L, 87-89	61-15
1-18	at Atlanta	W, 117-89	31-5	4-9	INDIANA	W, 98-73	62-15
1-19	at New York	W, 105-79	32-5	4-12	CLEVELAND	W, 96-73	63-15
1-22	HOUSTON	W, 99-97	33-5	4-14	at Toronto	L, 103-108	63-16
1-24	at Minnesota	W, 107-83	34-5	4-16	NEW YORK	W, 103-97	64-16
1-25	MILWAUKEE	W, 106-102 (OT)	35-5	4-17	at Milwaukee	L, 93-113	64-17
1-27	MEMPHIS	W, 95-89	36-5	4-19	WASHINGTON	L, 80-96	64-18

(HOME GAMES IN CAPS)

2006-07 REGULAR SEASON (53-29)

PLAYER	G	GS	MIN	FG	FGA	PCT	FT	FTA	PCT	OFF	DEF	TOT	AST	PF	DQ	STL	TO	BLK	PTS	AVG
Richard Hamilton	75	75	2763	547	1170	.468	347	403	.861	75	207	282	285	232	2	59	159	15	1485	19.8
Chauncey Billups	70	70	2533	348	815	.427	386	437	.883	23	214	237	502	161	0	84	140	17	1191	17.0
Tayshaun Prince	82	82	3001	459	997	.460	172	224	.768	144	285	429	227	116	0	51	98	55	1171	14.3
Rasheed Wallace	75	72	2419	357	843	.423	108	137	.788	90	453	543	127	225	3	75	94	118	926	12.3
Chris Webber (TOT)	61	60	1821	289	639	.452	102	160	.638	124	313	437	188	143	0	60	107	41	684	11.2
Chris Webber (DET)	43	42	1277	200	409	.489	84	132	.636	87	201	288	127	107	0	42	74	26	486	11.3
Antonio McDyess	82	3	1729	284	540	.526	96	139	.691	165	331	496	72	240	1	61	75	65	664	8.1
Ronald Murray	69	18	1477	177	438	.404	87	120	.725	26	87	113	187	96	0	49	90	13	465	6.7
Amir Johnson	8	0	124	18	33	.545	11	14	.786	15	22	37	3	19	0	5	9	13	47	5.9
Nazr Mohammed	51	33	773	118	222	.532	50	82	.610	89	140	229	9	133	3	27	43	40	286	5.6
Carlos Delfino	82	1	1372	156	376	.415	70	89	.787	67	199	266	88	97	0	46	61	8	428	5.2
Jason Maxiell	67	8	943	131	262	.500	72	137	.526	88	98	186	14	110	1	30	53	60	334	5.0
Lindsey Hunter	52	0	745	94	244	.385	30	33	.909	9	38	47	93	56	0	34	35	7	256	4.9
Dale Davis	46	6	464	33	74	.446	17	26	.654	59	78	137	12	59	0	10	15	34	83	1.8
Will Blalock	14	0	166	9	30	.300	6	6	1.000	6	9	15	17	9	0	5	12	0	25	1.8
Ronald Dupree	19	0	94	11	31	.355	3	9	.333	5	12	17	5	12	0	5	3	1	25	1.3
<b>PISTONS</b>	<b>82</b>	<b>-</b>	<b>19880</b>	<b>2942</b>	<b>6484</b>	<b>.454</b>	<b>1539</b>	<b>1988</b>	<b>.774</b>	<b>948</b>	<b>2374</b>	<b>3322</b>	<b>1768</b>	<b>1672</b>	<b>10</b>	<b>583</b>	<b>1001</b>	<b>472</b>	<b>7872</b>	<b>96.0</b>
<b>OPPONENTS</b>	<b>82</b>	<b>-</b>	<b>19880</b>	<b>2819</b>	<b>6337</b>	<b>.445</b>	<b>1484</b>	<b>2006</b>	<b>.740</b>	<b>973</b>	<b>2403</b>	<b>3376</b>	<b>1647</b>	<b>1668</b>	<b>11</b>	<b>521</b>	<b>1205</b>	<b>290</b>	<b>7531</b>	<b>91.8</b>

3-point FG: Detroit 449-1,305 (.344), Hamilton 44-129 (.341), Billups 109-316 (.345), Prince 81-210 (.386), Wallace 104-296 (.351), Webber 2-6 (.333), McDyess 0-0 (---), Murray 24-83 (.289), Johnson 0-3 (.000), Mohammed 0-0 (---), Delfino 46-138 (.333), Maxiell 0-0 (---), Hunter 38-119 (.319), Davis 0-0 (---), Blalock 1-5 (.200), Dupree 0-0 (---). Opponents 409-1,205 (.339).

2006-07 GAME-BY-GAME

DATE	OPPONENT	RESULT	RECORD	DATE	OPPONENT	RESULT	RECORD
11-1	MILWAUKEE	L, 97-105	0-1	1-28	INDIANA	W, 95-87	25-17
11-3	at Boston	W, 101-88	1-1	1-30	at Washington	L, 99-104	25-18
11-4	MEMPHIS	W, 95-86	2-1	1-31	at New Jersey	W, 113-89	26-18
11-6	at Utah	L, 101-103	2-2	2-2	MILWAUKEE	W, 96-86	27-18
11-8	at Sacramento	L, 86-99	2-3	2-4	at Cleveland	W, 90-78	28-18
11-10	at L.A. Lakers	W, 97-83	3-3	2-6	BOSTON	W, 109-102	29-18
11-11	at Golden State	L, 79-111	3-4	2-8	L.A. LAKERS	W, 93-78	30-18
11-15	NO/OKLA. CITY	L, 99-100	3-5	2-10	TORONTO	W, 98-92	31-18
11-17	WASHINGTON	W, 100-91	4-5	2-12	L.A. CLIPPERS	W, 92-74	32-18
11-18							



# HISTORY • PLAYOFF HISTORY

## 1957-58

<b>Western Division Semifinals (best of three) – Won 2-0</b>				
3/15	CINCINNATI	W		100-83
3/16	at Cincinnati	W		124-104
<b>Western Division Finals (best of seven) – Lost 1-4</b>				
3/19	at St. Louis	L		111-114
3/22	ST. LOUIS	L		96-99
3/23	at St. Louis	W		109-89
3/25	ST. LOUIS	L		101-145
3/27	at St. Louis	L		96-120

## 1958-59

<b>Western Division Semifinals (best of three) – Lost 1-2</b>				
3/14	at Minneapolis	L		89-92
3/15	MINNEAPOLIS*	W		117-103
3/18	at Minneapolis	L		102-129

\* - Played at U-D

## 1959-60

<b>Western Division Semifinals (best of three) – Lost 0-2</b>				
3/12	MINNEAPOLIS*	L		112-113
3/13	at Minneapolis	L		99-114

\* - Played at Grosse Pointe High School

## 1960-61

<b>Western Division Semifinals (best of five) – Lost 2-3</b>				
3/14	at L.A. Lakers	L		102-120
3/15	at L.A. Lakers	L		118-120
3/17	L.A. LAKERS	W		124-113
3/18	L.A. LAKERS	W		123-114
3/19	at L.A. Lakers	L		120-137

## 1961-62

<b>Western Division Semifinals (best of five) – Won 3-1</b>				
3/16	CINCINNATI	W		123-122
3/17	at Cincinnati	L		107-129
3/18	CINCINNATI	W		118-107
3/20	at Cincinnati	W		112-111
<b>Western Division Finals (best of seven) – Lost 2-4</b>				
3/24	at L.A. Lakers	L		108-132
3/25	at L.A. Lakers	L		112-127
3/27	L.A. LAKERS	L		106-111
3/29	L.A. LAKERS	W		118-117
3/31	at L.A. Lakers	W		132-125
4/3	L.A. LAKERS	L		117-123

## 1962-63

<b>Western Division Semifinals (best of five) – Lost 1-3</b>				
3/20	at St. Louis	L		99-118
3/22	at St. Louis	L		108-122
3/24	ST. LOUIS	W		107-103
3/26	ST. LOUIS	L		100-104

## 1967-68

<b>Eastern Division Semifinals (best of seven) – Lost 2-4</b>				
3/24	at Boston	L		116-123
3/25	BOSTON	W		126-116
3/27	at Boston	W		109-98
3/28	BOSTON	L		110-135
3/31	at Boston	L		96-110
4/1	BOSTON	L		103-111

# PLAYOFF HISTORY • HISTORY

## 1973-74

<b>Western Conference Semifinals (best of seven) – Lost 3-4</b>				
3/30	at Chicago	W		97-88
4/1	CHICAGO	L		103-108
4/5	at Chicago	L		83-84
4/7	CHICAGO	W		102-87
4/9	at Chicago	L		94-98
4/11	CHICAGO	W		92-88
4/13	at Chicago	L		94-96

## 1974-75

<b>Western Conference First Round (best of three) – Lost 1-2</b>				
4/8	at Seattle	L		77-90
4/10	SEATTLE	W		122-106
4/12	at Seattle	L		93-100

## 1975-76

<b>Western Conference First Round (best of three) – Won 2-1</b>				
4/13	at Milwaukee	L		107-110
4/15	MILWAUKEE	W		126-123
4/18	at Milwaukee	W		107-104
<b>Western Conference Semifinals (best of seven) – Lost 2-4</b>				
4/20	at Golden State	L		103-127
4/22	at Golden State	W		123-111
4/24	GOLDEN STATE	L		96-113
4/26	GOLDEN STATE	W		106-102
4/28	at Golden State	L		109-128
4/30	GOLDEN STATE	L		116-118 (OT)

## 1976-77

<b>Western Conference First Round (best of three) – Lost 1-2</b>				
4/12	at Golden State	W		95-90
4/14	GOLDEN STATE	L		108-138
4/17	at Golden State	L		101-109

## 1983-84

<b>Eastern Conference First Round (best of five) – Lost 2-3</b>				
4/17	NEW YORK	L		93-94
4/19	NEW YORK	W		113-105
4/22	at New York	L		113-120
4/25	at New York	W		119-112
4/27	NEW YORK*	L		123-127 (OT)

## 1984-85

<b>Eastern Conference First Round (best of five) – Won 3-0</b>				
4/18	NEW JERSEY*	W		125-105
4/21	NEW JERSEY*	W		121-111
4/24	at New Jersey	W		116-115
<b>Eastern Conference Semifinals (best of seven) – Lost 2-4</b>				
4/28	at Boston	L		99-133
4/30	at Boston	L		114-121
5/2	BOSTON*	W		125-117
5/5	BOSTON*	W		102-99
5/8	at Boston	L		123-130
5/10	BOSTON*	L		113-123

\* - Played at Joe Louis Arena



1985-86

Eastern Conference First Round (best of five) – Lost 1-3			
4/17	at Atlanta	L	122-140
4/19	at Atlanta	L	125-137
4/22	ATLANTA	W	106-97
4/25	ATLANTA	L	113-114 (2OT)

1986-87

Eastern Conference First Round (best of five) – Won 3-0			
4/24	WASHINGTON	W	106-92
4/26	WASHINGTON	W	128-85
4/29	at Washington	W	97-96

Eastern Conference Semifinals (best of seven) – Won 4-1			
5/3	at Atlanta	W	112-111
5/5	at Atlanta	L	102-115
5/8	ATLANTA	W	108-99
5/10	ATLANTA	W	89-88
5/13	at Atlanta	W	104-96

Eastern Conference Finals (best of seven) – Lost 3-4			
5/19	at Boston	L	91-104
5/21	at Boston	L	101-110
5/23	BOSTON	W	122-104
5/24	BOSTON	W	145-119
5/26	at Boston	L	107-108
5/28	BOSTON	W	113-105
5/30	at Boston	L	114-117

1987-88

Eastern Conference First Round (best of five) – Won 3-2			
4/28	WASHINGTON	W	96-87
4/30	WASHINGTON	W	102-101
5/2	at Washington	L	106-114 (OT)
5/4	at Washington	L	103-106
5/8	WASHINGTON	W	99-78

Eastern Conference Semifinals (best of seven) – Won 4-1			
5/10	CHICAGO	W	93-82
5/12	CHICAGO	L	95-105
5/14	at Chicago	W	101-79
5/15	at Chicago	W	96-77
5/18	CHICAGO	W	102-95

Eastern Conference Finals (best of seven) – Won 4-2			
5/25	at Boston	W	104-96
5/26	at Boston	L	115-119 (2OT)
5/28	BOSTON	W	98-94
5/30	BOSTON	L	78-79
6/1	at Boston	W	102-96 (OT)
6/3	BOSTON	W	95-90

NBA Finals (best of seven) – Lost 3-4			
6/7	at L.A. Lakers	W	105-93
6/9	at L.A. Lakers	L	96-108
6/12	L.A. LAKERS	L	86-99
6/14	L.A. LAKERS	W	111-86
6/16	L.A. LAKERS	W	104-94
6/19	at L.A. Lakers	L	102-103
6/21	at L.A. Lakers	L	105-108

1988-89

Eastern Conference First Round (best of five) – Won 3-0			
4/28	BOSTON	W	101-91
4/30	BOSTON	W	102-95
5/2	at Boston	W	100-85

Eastern Conference Semifinals (best of seven) – Won 4-0			
5/10	MILWAUKEE	W	85-80
5/12	MILWAUKEE	W	112-95
5/14	at Milwaukee	W	110-90
5/15	at Milwaukee	W	96-94

Eastern Conference Finals (best of seven) – Won 4-2			
5/21	CHICAGO	L	88-94
5/23	CHICAGO	W	100-91
5/27	at Chicago	L	97-99
5/29	at Chicago	W	86-80
5/31	CHICAGO	W	94-85
6/2	at Chicago	W	103-94

NBA Finals (best of seven) – Won 4-0			
6/6	L.A. LAKERS	W	109-97
6/8	L.A. LAKERS	W	108-105
6/11	L.A. Lakers	W	114-110
6/13	L.A. Lakers	W	105-97

1989-90

Eastern Conference First Round (best of five) – Won 3-0			
4/26	INDIANA	W	104-94
4/28	INDIANA	W	100-87
5/1	at Indiana	W	108-96

Eastern Conference Semifinals (best of seven) – Won 4-1			
5/8	NEW YORK	W	112-77
5/10	NEW YORK	W	104-97
5/12	at New York	L	103-111
5/13	at New York	W	102-90
5/15	NEW YORK	W	95-84

Eastern Conference Finals (best of seven) – Won 4-3			
5/20	CHICAGO	W	86-77
5/22	CHICAGO	W	102-93
5/26	at Chicago	L	102-107
5/28	at Chicago	L	101-108
5/30	CHICAGO	W	97-83
6/1	at Chicago	L	91-109
6/3	CHICAGO	W	93-74

NBA Finals (best of seven) – Won 4-1			
6/5	PORTLAND	W	105-99
6/7	PORTLAND	L	105-106 (OT)
6/10	at Portland	W	121-106
6/12	at Portland	W	112-109
6/14	at Portland	W	92-90



**1990-91**

<b>Eastern Conference First Round (best of five) – Won 3-2</b>				
4/26	ATLANTA	L		98-103
4/28	ATLANTA	W		101-88
4/30	at Atlanta	W		103-91
5/2	at Atlanta	L		111-123
5/5	ATLANTA	W		113-81
<b>Eastern Conference Semifinals (best of seven) – Won 4-2</b>				
5/7	at Boston	W		86-75
5/9	at Boston	L		103-109
5/11	BOSTON	L		83-115
5/13	BOSTON	W		104-97
5/15	at Boston	W		116-111
5/17	BOSTON	W		117-113 (OT)
<b>Eastern Conference Finals (best of seven) – Lost 0-4</b>				
5/19	at Chicago	L		83-94
5/21	at Chicago	L		97-105
5/25	CHICAGO	L		107-113
5/27	CHICAGO	L		94-115

**1991-92**

<b>Eastern Conference First Round (best of five) – Lost 2-3</b>				
4/24	at New York	L		75-109
4/26	at New York	W		89-88
4/28	NEW YORK	L		87-90 (OT)
5/1	NEW YORK	W		86-82
5/3	at New York	L		87-94

**1995-96**

<b>Eastern Conference First Round (best of five) – Lost 0-3</b>				
4/26	at Orlando	L		92-112
4/28	at Orlando	L		77-92
4/30	ORLANDO	L		98-101

**1996-97**

<b>Eastern Conference First Round (best of five) – Lost 2-3</b>				
4/25	at Atlanta	L		75-89
4/27	at Atlanta	W		93-80
4/29	ATLANTA	W		99-91
5/2	ATLANTA	L		82-94
5/4	at Atlanta	L		79-84

**1998-99**

<b>Eastern Conference First Round (best of five) – Lost 2-3</b>				
5/8	at Atlanta	L		70-90
5/10	at Atlanta	L		69-89
5/12	ATLANTA	W		79-63
5/14	ATLANTA	W		103-82
5/16	at Atlanta	L		75-87

**1999-2000**

<b>Eastern Conference First Round (best of five) – Lost 0-3</b>				
4/22	at Miami	L		85-95
4/25	at Miami	L		82-84
4/29	MIAMI	L		72-91

**2001-02**

<b>Eastern Conference First Round (best of five) – Won 3-2</b>				
4/21	TORONTO	W		85-63
4/24	TORONTO	W		96-91
4/27	at Toronto	L		84-94
4/29	at Toronto	L		83-89
5/2	TORONTO	W		85-82
<b>Eastern Conference Semifinals (best of seven) – Lost 1-4</b>				
5/5	BOSTON	W		96-84
5/8	BOSTON	L		77-85
5/10	at Boston	L		64-66
5/12	at Boston	L		79-90
5/14	BOSTON	L		81-90

**2002-03**

<b>Eastern Conference First Round (best of seven) – Won 4-3</b>				
4/20	ORLANDO	L		94-99
4/23	ORLANDO	W		89-77
4/25	at Orlando	L		80-89
4/27	at Orlando	L		92-100
4/30	ORLANDO	W		98-67
5/2	at Orlando	W		103-88
5/4	ORLANDO	W		108-93
<b>Eastern Conference Semifinals (best of seven) – Won 4-2</b>				
5/6	PHILADELPHIA	W		98-87
5/8	PHILADELPHIA	W		104-97(OT)
5/10	at Philadelphia	L		83-93
5/11	at Philadelphia	L		82-95
5/14	PHILADELPHIA	W		78-77(OT)
5/16	at Philadelphia	W		93-89
<b>Eastern Conference Finals (best of seven) – Lost 0-4</b>				
5/18	NEW JERSEY	L		74-76
5/20	NEW JERSEY	L		86-88
5/22	at New Jersey	L		85-97
5/24	at New Jersey	L		82-102

**2003-04**

<b>Eastern Conference First Round (best of seven) – Won 4-1</b>				
4/18	MILWAUKEE	W		108-82
4/21	MILWAUKEE	L		88-92
4/24	at Milwaukee	W		95-85
4/26	at Milwaukee	W		109-92
4/29	MILWAUKEE	W		91-77
<b>Eastern Conference Semifinals (best of seven) – Won 4-3</b>				
5/3	NEW JERSEY	W		78-56
5/7	NEW JERSEY	W		95-80
5/9	at New Jersey	L		64-82
5/11	at New Jersey	L		79-94
5/14	NEW JERSEY	L		120-127 (30T)
5/16	at New Jersey	W		81-75
5/20	NEW JERSEY	W		90-69
<b>Eastern Conference Finals (best of seven) – Won 4-2</b>				
5/22	at Indiana	L		74-78
5/24	at Indiana	W		72-67
5/26	INDIANA	W		85-78
5/28	INDIANA	L		68-83
5/30	at Indiana	W		83-65
6/1	INDIANA	W		69-65



2003-04 cont.

NBA Finals (best of seven) – Won 4-1			
6/6	at L.A. Lakers	W	87-75
6/8	at L.A. Lakers	L	91-99 (OT)
6/10	L.A. LAKERS	W	88-68
6/13	L.A. LAKERS	W	88-80
6/15	L.A. LAKERS	W	100-87

2004-05

Eastern Conference First Round (best of seven) – Won 4-1			
4/23	PHILADELPHIA	W	106-85
4/26	PHILADELPHIA	W	99-84
4/29	at Philadelphia	L	104-115
5/1	at Philadelphia	W	97-92 (OT)
5/3	PHILADELPHIA	W	88-78

Eastern Conference Semifinals (best of seven) – Won 4-2			
5/9	INDIANA	W	96-81
5/11	INDIANA	L	83-92
5/13	at Indiana	L	74-79
5/15	at Indiana	W	89-76
5/17	INDIANA	W	86-67
5/19	at Indiana	W	88-79

Eastern Conference Finals (best of seven) – Won 4-3			
5/23	at Miami	W	90-81
5/25	at Miami	L	86-92
5/29	MIAMI	L	104-113
5/31	MIAMI	W	106-96
6/2	at Miami	L	76-88
6/4	MIAMI	W	91-66
6/6	at Miami	W	88-82

NBA Finals (best of seven) – Lost 3-4			
6/9	at San Antonio	L	69-84
6/12	at San Antonio	L	76-97
6/14	SAN ANTONIO	W	97-76
6/16	SAN ANTONIO	W	102-71
6/19	SAN ANTONIO	L	95-96 (OT)
6/21	at San Antonio	W	95-86
6/23	at San Antonio	L	81-74

2005-06

Eastern Conference First Round (best of seven) - Won 4-1			
4/23	MILWAUKEE	W	92-74
4/26	MILWAUKEE	W	109-98
4/29	at Milwaukee	L	104-124
5/1	at Milwaukee	W	109-99
5/3	MILWAUKEE	W	122-93

Eastern Conference Semifinals (best of seven) – Won 4-3			
5/7	CLEVELAND	W	113-86
5/9	CLEVELAND	W	97-91
5/13	at Cleveland	L	77-86
5/15	at Cleveland	L	72-74
5/17	CLEVELAND	L	84-86
5/19	at Cleveland	W	84-82
5/21	CLEVELAND	W	79-61

Eastern Conference Finals (best of seven) – Lost 2-4			
5/23	MIAMI	L	86-91
5/25	MIAMI	W	92-88
5/27	at Miami	L	83-98
5/29	at Miami	L	78-89
5/31	MIAMI	W	91-78
6/2	at Miami	L	78-95

2006-07

Eastern Conference First Round (best of seven) – Won 4-0			
4/21	ORLANDO	W	100-92
4/23	ORLANDO	W	98-90
4/26	at Orlando	W	93-77
4/28	at Orlando	W	97-93

Eastern Conference Semifinals (best of seven) – Won 4-2			
5/5	CHICAGO	W	95-69
5/7	CHICAGO	W	108-87
5/10	at Chicago	W	81-74
5/13	at Chicago	L	87-102
5/15	CHICAGO	L	92-108
5/17	at Chicago	W	95-85

Eastern Conference Finals (best of seven) – Lost 2-4			
5/21	CLEVELAND	W	79-76
5/24	CLEVELAND	W	79-76
5/27	at Cleveland	L	82-88
5/29	at Cleveland	L	87-91
5/31	CLEVELAND	L	107-109 (2OT)
6/2	at Cleveland	L	82-98

2007-08

Eastern Conference First Round (best of seven) – Won 4-2			
4/20	PHILADELPHIA	L	86-90
4/23	PHILADELPHIA	W	105-88
4/25	at Philadelphia	L	75-95
4/27	at Philadelphia	W	93-84
4/29	PHILADELPHIA	W	98-81
5/1	at Philadelphia	W	100-77

Eastern Conference Semifinals (best of seven) – Won 4-1			
5/3	ORLANDO	W	91-72
5/5	ORLANDO	W	100-93
5/7	at Orlando	L	86-111
5/10	at Orlando	W	90-89
5/13	ORLANDO	W	91-86

Eastern Conference Finals (best of seven) – Lost 2-4			
5/20	at Boston	L	79-88
5/22	at Boston	W	103-97
5/24	BOSTON	L	80-94
5/26	BOSTON	W	94-75
5/28	at Boston	L	102-106
5/30	BOSTON	L	81-89

Largest margin of victory: 43, vs. Washington, April 26, 1987 (128-85)  
 Largest margin of defeat: 44, vs. St. Louis, March 25, 1958 (101-145)  
 Most points scored: 145, vs. Boston, May 24, 1987 (145-119)  
 Fewest points scored: 64, twice, at New Jersey, May 9, 2004 (64-82) and at Boston, May 10, 2002 (64-66)  
 Most points allowed: 145, vs. St. Louis, March 25, 1958 (101-145)  
 Fewest points allowed: 56, vs. New Jersey, May 3, 2004 (78-56)

TOTALS

Home record:	111-47 (.703)
Road record:	60-96 (.385)
Overall record:	171-143 (.545)

OVERTIME	OT	2OT	3OT
Home Record	3-8 (.272)	0-2 (.000)	0-1 (.000)
Road Record	2-3 (.667)	0-1 (.000)	—
Overall Record	5-11 (.313)	0-3 (.000)	0-1 (.000)



DETROIT PISTONS IN NBA ALL-STAR GAMES

1958	George Yardley, Gene Shue, Dick McGuire	1971	Dave Bing		Dennis Rodman
1959	George Yardley, Gene Shue, Dick McGuire	1972	Bob Lanier, Jimmy Walker	1991	Isiah Thomas, Joe Dumars
1960	George Yardley, Walter Dukes, Chuck Noble	1973	Dave Bing, Bob Lanier	1992	Isiah Thomas, Joe Dumars, Dennis Rodman
1961	Walter Dukes, Gene Shue, Bailey Howell	1974	Dave Bing, Bob Lanier	1993	Isiah Thomas, Joe Dumars
1962	Bailey Howell, Gene Shue	1975	Dave Bing, Bob Lanier	1995	Grant Hill, Joe Dumars
1963	Bailey Howell, Don Ohl	1976	Curtis Rowe	1996	Grant Hill
1964	Bailey Howell, Don Ohl	1977	Bob Lanier	1997	Grant Hill, Joe Dumars
1965	Terry Dischinger	1978	Bob Lanier	1998	Grant Hill
1966	Dave DeBusschere, Eddie Miles	1979	Bob Lanier	2000	Grant Hill, Jerry Stackhouse
1967	Dave DeBusschere	1982	Isiah Thomas, Kelly Tripucka	2001	Jerry Stackhouse
1968	Dave Bing, Dave DeBusschere	1983	Isiah Thomas, Bill Laimbeer	2003	Ben Wallace
1969	Dave Bing	1984	Isiah Thomas, Bill Laimbeer, Kelly Tripucka	2004	Ben Wallace
1970	Jimmy Walker	1985	Isiah Thomas, Bill Laimbeer	2005	Ben Wallace
		1986	Isiah Thomas	2006	Chauncey Billups, Richard Hamilton, Ben Wallace, Rasheed Wallace
		1987	Isiah Thomas, Bill Laimbeer	2007	Chauncey Billups, Richard Hamilton
		1988	Isiah Thomas	2008	Chauncey Billups, Richard Hamilton, Rasheed Wallace
		1989	Isiah Thomas		
		1990	Isiah Thomas, Joe Dumars,		

DETROIT PISTONS ON POSTSEASON ALL-NBA TEAMS

1957-58	George Yardley	(first team)	1992-93	Joe Dumars	(second team)
1959-60	Gene Shue	(first team)	1995-96	Grant Hill	(second team)
1960-61	Gene Shue	(second team)	1996-97	Grant Hill	(first team)
1962-63	Bailey Howell	(second team)	1997-98	Grant Hill	(second team)
1967-68	Dave Bing	(first team)	1998-99	Grant Hill	(second team)
1970-71	Dave Bing	(first team)	1999-00	Grant Hill	(second team)
1973-74	Dave Bing	(second team)	2001-02	Ben Wallace	(third team)
1982-83	Isiah Thomas	(second team)	2002-03	Ben Wallace	(second team)
1983-84	Isiah Thomas	(first team)	2003-04	Ben Wallace	(second team)
1984-85	Isiah Thomas	(first team)	2004-05	Ben Wallace	(third team)
1985-86	Isiah Thomas	(first team)	2005-06	Chauncey Billups	(second team)
1986-87	Isiah Thomas	(second team)	2006-07	Ben Wallace	(second team)
1989-90	Joe Dumars	(third team)		Chauncey Billups	(third team)
1991-92	Dennis Rodman	(third team)			

DETROIT PISTONS ON NBA ALL-DEFENSIVE TEAMS

1978-79	M.L. Carr (second team)	2003-04	Ben Wallace (first team)
1988-89	Joe Dumars (first team), Dennis Rodman (first team)	2004-05	Ben Wallace (first team), Chauncey Billups (second team), Tayshaun Prince (second team)
1989-90	Joe Dumars (first team), Dennis Rodman (first team)		
1990-91	Dennis Rodman (first team), Joe Dumars (second team)	2005-06	Ben Wallace (first team), Chauncey Billups (second team), Tayshaun Prince (second team)
1991-92	Joe Dumars (first team), Dennis Rodman (first team)		
1992-93	Joe Dumars (first team), Dennis Rodman (first team)	2006-07	Tayshaun Prince (second team)
2001-02	Ben Wallace (first team), Clifford Robison (second team)	2007-08	Tayshaun Prince (second team)
2002-03	Ben Wallace (first team)		

DETROIT PISTONS ON ALL-ROOKIE TEAMS

1964-65	Joe Caldwell (first team)	1979-80	Gregory Kelsner (second team)
1965-66	Tom Van Arsdale (first team)	1981-82	Isiah Thomas (first team), Kelly Tripucka (first team)
1966-67	Dave Bing (first team)	1985-86	Joe Dumars (first team)
1970-71	Bob Lanier (first team)	1993-94	Lindsey Hunter (second team)
1976-77	Leon Douglas (honorable mention)	1994-95	Grant Hill (first team)
1978-79	Terry Tyler (first team), John Long (second team)	2001-02	Zeljko Rebraca (second team)
		2007-08	Rodney Stuckey (second team)

DETROIT PISTONS NBA COACH OF THE YEAR

1973-74	Ray Scott	2001-02	Rick Carlisle
---------	-----------	---------	---------------

DETROIT PISTONS NBA ROOKIE OF THE YEAR

1966-67	Dave Bing	1994-95	Grant Hill
---------	-----------	---------	------------

NBA DEFENSIVE PLAYER OF THE YEAR

1989-90	Dennis Rodman	2001-02	Ben Wallace	2004-05	Ben Wallace
1990-91	Dennis Rodman	2002-03	Ben Wallace	2005-06	Ben Wallace

NBA SIXTH MAN OF THE YEAR

2001-02	Corliss Williamson
---------	--------------------

NBA EXECUTIVE OF THE YEAR

2002-03	Joe Dumars
---------	------------

WHERE PISTONS HAVE FINISHED

(Pistons were in Western Division through 1966-67; then in Eastern Division from 1967-70; then assigned to Midwest Division in Western Conference starting with 1970-71 season; Detroit assigned to Eastern Conference's Central Division in 1978-79.)

1957-58	Tied for second (33-39)	1974-75	Third (40-42)	1991-92	Third (48-34)
1958-59	Third (28-44)	1975-76	Second (36-46)	1992-93	Sixth (40-42)
1959-60	Second (30-45)	1976-77	Tied for second (44-38)	1993-94	Sixth (20-62)
1960-61	Third (34-45)	1977-78	Fourth (38-44)	1994-95	Seventh (28-54)
1961-62	Third (37-43)	1978-79	Tied for fourth (30-52)	1995-96	Fifth (46-36)
1962-63	Third (34-46)	1979-80	Sixth (16-66)	1996-97	Third (54-28)
1963-64	Fifth (23-57)	1980-81	Sixth (21-61)	1997-98	Sixth (37-45)
1964-65	Fourth (31-49)	1981-82	Third (39-43)	1998-99	Third (29-21)
1965-66	Fifth (22-58)	1982-83	Third (37-45)	1999-00	Fourth (42-40)
1966-67	Fifth (30-51)	1983-84	Second (49-33)	2000-01	Fifth (32-50)
1967-68	Fourth (40-42)	1984-85	Second (46-36)	2001-02	First (50-32)
1968-69	Sixth (32-50)	1985-86	Third (46-36)	2002-03	First (50-32)
1969-70	Seventh (31-51)	1986-87	Second (52-30)	2003-04	Second (54-28)
1970-71	Fourth (45-37)	1987-88	First (54-28)	2004-05	First (54-28)
1971-72	Fourth (26-56)	1988-89	First (63-19)	2005-06	First (64-18)
1972-73	Third (40-42)	1989-90	First (59-23)	2006-07	First (53-29)
1973-74	Third (52-30)	1990-91	Second (50-32)	2007-08	First (59-23)

DETROIT PISTONS IN THE PLAYOFFS

1958	Eliminated Cincinnati, two games to none Lost to St. Louis, four games to one	1991	Eliminated Atlanta, three games to two Eliminated Boston, four games to two Lost to Chicago, four games to none
1959	Lost to Minneapolis, two games to one	1992	Lost to New York, three games to two
1960	Lost to Minneapolis, two games to one	1996	Lost to Orlando, three games to none
1961	Lost to Los Angeles, three games to two	1997	Lost to Atlanta, three games to two
1962	Eliminated Cincinnati, three games to one Lost to Los Angeles, four games to two Lost to St. Louis, three games to one	1999	Lost to Atlanta, three games to two
1963	Lost to Boston, four games to two	2000	Lost to Miami, three games to none
1968	Lost to Chicago, four games to three	2002	Eliminated Toronto, three games to two Lost to Boston, four games to one
1974	Lost to Seattle, two games to one	2003	Eliminated Orlando, four games to three Eliminated Philadelphia, four games to two Lost to New Jersey, four games to none
1975	Eliminated Milwaukee, two games to one	2004	Eliminated Milwaukee, four games to one Eliminated New Jersey, four games to three Eliminated Indiana, four games to two Eliminated L.A. Lakers, four games to one
1976	Lost to Golden State, four games to two		<b>WORLD CHAMPIONS</b>
1977	Lost to Golden State, two games to one	2005	Eliminated Philadelphia, four games to one Eliminated Indiana, four games to two Eliminated Miami, four games to three Lost to San Antonio, four games to three
1984	Lost to New York, three games to two	2006	Eliminated Milwaukee, four games to one Eliminated Cleveland, four games to three Lost to Miami, four games to two
1985	Eliminated New Jersey, three games to none Lost to Boston, four games to two	2007	Eliminated Orlando, four games to none Eliminated Chicago, four games to two Lost to Cleveland, four games to two
1986	Lost to Atlanta, three games to one	2008	Eliminated Philadelphia, four games to two Eliminated Orlando, four games to one Lost to Boston, four games to two
1987	Eliminated Washington, three games to none Eliminated Atlanta, four games to one Lost to Boston, four games to three		
1988	Eliminated Washington, three games to two Eliminated Chicago, four games to one Eliminated Boston, four games to two		
1989	Lost to L.A. Lakers, four games to three Eliminated Boston, three games to none Eliminated Milwaukee, four games to none Eliminated Chicago, four games to two Eliminated L.A. Lakers, four games to none		
	<b>WORLD CHAMPIONS</b>		
1990	Eliminated Indiana, three games to none Eliminated New York, four games to one Eliminated Chicago, four games to three Eliminated Portland, four games to one		
	<b>WORLD CHAMPIONS</b>		



AT OLYMPIA

	GAMES	TOTAL	AVERAGE
1957-58	28	134,411	4,789
1958-59	30	119,351	3,978
1959-60	31	178,007	5,742
1960-61	31	164,230	5,298

AT COBO ARENA

	GAMES	TOTAL	AVERAGE
1961-62	30	143,081	4,769
1962-63	30	144,150	3,806
1963-64	30	100,386	3,346
1964-65	30	121,239	4,011
1965-66	30	120,013	4,000
1966-67	30	193,782	6,459
1967-68	32	224,164	7,005
1968-69	38	201,433	5,301
1969-70	38	167,648	4,412
1970-71	41	283,913	6,925
1971-72	41	188,763	4,604
1972-73	41	212,094	5,190
1973-74	41	300,565	7,331
1974-75	41	307,180	7,492
1975-76	41	251,352	6,130
1976-77	41	303,792	7,410
1977-78	41	223,382	5,448

AT PONTIAC SILVERDOME

	GAMES	TOTAL	AVERAGE
1978-79	41	389,936	9,510
1979-80	41	333,233	8,128
1980-81	41	228,349	5,569
1981-82	41	406,317	9,910
1982-83	41	522,063	12,733
1983-84 (LED NBA)	41	652,865	15,923
1984-85 (LED NBA)	41	691,540	16,867
1985-86 (LED NBA)	41	695,239	16,957
1986-87 (LED NBA)	41	908,240	22,152
1987-88 (LED NBA)	41	1,066,505	26,012

AT THE PALACE

	GAMES	SELLOUTS	TOTAL	AVERAGE
1988-89	41	41	879,614	21,454
1989-90	41	41	879,614	21,454
1990-91	41	41	879,614	21,454
1991-92	41	41	879,614	21,454
1992-93	41	41	879,614	21,454
1993-94	41	18	785,187	19,151
1994-95	41	14	719,090	17,538
1995-96	41	10	730,573	17,819
1996-97	41	29	820,585	20,014
1997-98	41	17	794,567	19,380
1998-99	25	3	444,585	17,783
1999-00	41	5	678,470	16,548
2000-01	41	3	607,323	14,813
2001-02	41	15	760,807	18,556
2002-03 (LED NBA)	41	24	839,278	20,470
2003-04 (LED NBA)	41	29	872,902	21,290
2004-05 (LED NBA)	41	41	905,116	22,076
2005-06 (LED NBA)	41	41	905,116	22,076
2006-07	41	41	905,116	22,076
2007-08 (LED NBA)	41	41	905,116	22,076

TOP CROWDS IN DETROIT

At The Palace:

Sold out 245 consecutive games at The Palace from the building's opening on 11/5/88 through 12/10/93. The Palace has hosted 596 sellouts in its 20 years. The building's capacity was increased from 21,454 to 22,076 in the summer of 1997. Dating back to January 19, 2004, the Pistons have recorded 235 consecutive sellouts (playoffs included) including all 41 home games this past season.

At Pontiac Silverdome:

Regular Season—61,983, vs. Boston, January 29, 1988.

All-Star Game—31,745, Feb. 4, 1979.

Playoffs—\*41,732, vs. L.A. Lakers, June 16, 1988.

At Cobo Arena:

Regular Season (single game) — 11,468, Pistons vs. Milwaukee, Feb. 9, 1971.

Regular Season (doubleheader) — 11,028, Pistons vs. San Francisco, Boston vs. Los Angeles, Feb. 12, 1963.

Playoffs—11,499, Pistons vs. Chicago, April 1, 1974.

At Olympia:

Regular Season—13,121, Pistons vs. Minneapolis, Philadelphia vs. St. Louis, Dec. 4, 1959.

All-Star Game—10,541, Jan. 23, 1959.

At Joe Louis Arena:

Regular Season—22,136, Pistons vs. Boston, March 31, 1985.

Playoffs—21,208, Pistons vs. New York, April 27, 1984.

Biggest Road or Neutral Floor Crowd Pistons Have Ever Played Before:

41,136 in doubleheader at Astrodome in Houston, Texas, Feb. 4, 1969.

Detroit played Cincinnati while Boston opposed San Diego in doubleheader.

Biggest Pistons Crowd for Game in Road City:

29,056 at Minnesota (Metrodome), January 27, 1990.

Biggest Opening Night Crowd:

27,563 vs. Boston, October 26, 1984.

*\*NBA All-Time Record.*

ALL-TIME LARGEST CROWDS

40,000-Plus Attendance

61,983 vs. Boston, Jan. 29, 1988

52,745 vs. Atlanta, Feb. 21, 1987

47,692 vs. Atlanta, Mar. 30, 1988

30,000-Plus Attendance

#39,188 vs. L.A. Lakers, June 12, 1988

#38,912 vs. Boston, June 3, 1988

38,873 vs. Chicago, Feb. 1, 1987

37,462 vs. Boston, Feb. 28, 1988

37,712 vs. Milwaukee, Apr. 5, 1987

37,279 vs. Boston, Jan. 10, 1987

35,884 vs. Atlanta, Feb. 12, 1988

35,407 vs. Milwaukee, Mar. 31, 1984

35,364 vs. San Antonio, Feb. 11, 1984

Playoff Games

41,732 vs. L.A. Lakers, June 16, 1988

39,188 vs. L.A. Lakers, June 12, 1988

*#Playoff Game*

44,180 vs. Philadelphia, Feb. 15, 1986

43,816 vs. Philadelphia, Feb. 16, 1985

34,523 vs. Boston, Dec. 4, 1984

#34,297 vs. L.A. Lakers, June 12, 1988

#33,896 vs. Boston, Mar. 8, 1987

33,854 vs. Cleveland, Mar. 12, 1988

30,743 vs. San Antonio, Nov. 27, 1987

30,281 vs. Chicago, Mar. 4, 1987

30,177 vs. Philadelphia, Nov. 16, 1985

30,104 vs. L.A. Lakers, Mar. 4, 1984

30,091 vs. Boston, Apr. 13, 1984

38,912 vs. Boston, June 3, 1988

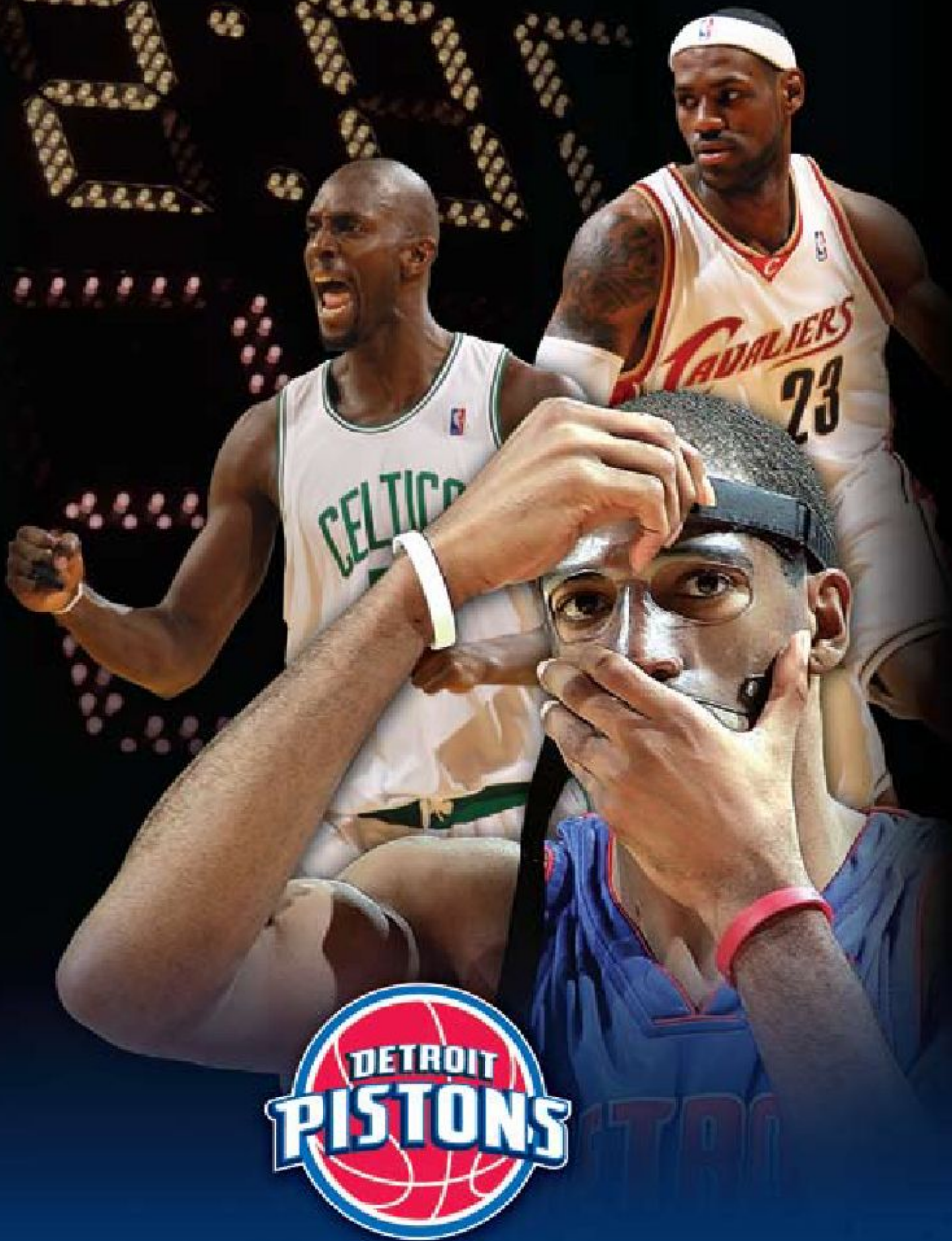
34,297 vs. L.A. Lakers, June 14, 1988







# NBA OPPONENTS



**WE WORK AS ONE.**



**NATIONAL BASKETBALL ASSOCIATION  
NBA ENTERTAINMENT  
WOMEN'S NATIONAL BASKETBALL ASSOCIATION  
NBA DEVELOPMENT LEAGUE**



**NEW YORK**

Olympic Tower, 645 Fifth Avenue, New York, NY 10022  
Telephone: ..... (212) 407-8000  
Fax: ..... (212) 832-3861

477 Madison Avenue, New York, NY 10022  
Telephone: ..... (212) 407-8700  
Fax: ..... (212) 759-1412

**NEW JERSEY**

450 Harmon Meadow Boulevard, Secaucus, NJ 07094  
Telephone: ..... (201) 865-1500  
Fax: ..... (201) 865-2626

100 Plaza Drive, Secaucus, NJ 07094  
Telephone: ..... (201) 865-1500  
Fax: ..... (201) 974-5973

**LOS ANGELES**

900 Wilshire Boulevard, Suite 310, Santa Monica, CA 90401  
Telephone: ..... (310) 899-0483  
Fax: ..... (310) 899-0596

**NBA STORE**

666 Fifth Avenue, New York, NY 10103  
Telephone: ..... (212) 515-6221  
Fax: ..... (212) 515-6249

**NBA CITY**

6068 Universal Boulevard, Orlando, FL 32819  
Telephone: ..... (407) 363-5919  
Fax: ..... (407) 370-3178

600 First Avenue North, Minneapolis, MN 55403-1416  
Telephone: ..... (612) 767-2960

**INTERNATIONAL OFFICES**

**EUROPE**

**HEADQUARTERS - NBA UK LTD**

125 Kensington High Street, London, W8 5SF, UK  
Telephone: ..... 011-44-203-170-7023

**FRANCE**

18 rue Pasquier, 75008 Paris, France  
Telephone: ..... +33 1 78 41 44 41  
Fax: ..... +33 1 78 41 43 27

**SPAIN**

c/ Gobelos, 17, 28023, Madrid, Spain  
Telephone: ..... +34 911517101  
Fax: ..... +34 911517120

**TURKEY**

Astoria Is Merkezi, Buyukdere Cad. No:127 A Kule K:9, Esentepe 34394, Istanbul, Turkey  
Telephone: ..... +90 212 340 7600  
Fax: ..... +90 212 340 7601

**LATIN AMERICA**

American Airlines Arena, 601 Biscayne Boulevard, Miami, FL 33132  
Telephone: ..... (305) 269-4100  
Fax: ..... (305) 269-4139

**MEXICO**

Jose Maria Castorena 324, Suite #206-207, Col. Cuajimalpa, Mexico, D.F. C.P. 05000  
Telephone: ..... 011-5255-813-6699/7000  
Fax: ..... 011-5255-812-7464

**CANADA**

40 Bay Street, Suite 400, Toronto, Ontario, Canada M5J 2X2

**ASIA/PACIFIC**

Hong Kong  
1207 Man Yee Building, 68 Des Voeux Road Central, Central Hong Kong  
Telephone: ..... 852-2843-9600  
Fax: ..... 852-2536-4808

**JAPAN**

Aioi Insurance Shinjuku Bldg., 14th Floor, 3-25-03 Yoyogi, Shibuya-ku, Tokyo, Japan 151-0053  
Telephone: ..... 813-5351-2411  
Fax: ..... 813-3251-2470

**TAIWAN**

Suite 1303, No. 88, Section 2, Chung Hsiao East Road, Taipei, Taiwan ROC  
Telephone: ..... 886-2-2358-1900  
Fax: ..... 886-2-2358-1098

**KOREA**

18th Floor, Kyoung Am Building, 157-27, Samsung-dong, Kangnam-gu, Seoul Korea 135-090  
Telephone: ..... 822 3450-1675  
Fax: ..... 822 3450-1510

**CHINA—BEIJING**

19th Floor, Office Tower 2, China Central Place, No. 79 Jianguo Road, Chaoyang District, Beijing 100025, China  
Telephone: ..... (86)10-5200-8200  
Fax: ..... (86)10-5200-8202

**CHINA—SHANGHAI**

Unit 2703-08, 27/F, Tower, 2, Plaza 66, 1366 Nanjing West Road, Shanghai 200040, China  
Telephone: ..... (86)21-6137-2200  
Fax: ..... (86)-21-6288-9920



**NBA DEVELOPMENT LEAGUE**

477 Madison Avenue, 3rd Floor,  
New York, NY 10022  
Tel: (212) 407-8700



**ALBUQUERQUE THUNDERBIRDS**

111 Lomas NW Blvd., Suite 240, Albuquerque, NM 87102  
Tel: (505) 265-3865 Fax: (505) 268-2752  
Arena: Tingley Coliseum  
Media Relations Contact: Megan Brewer (mbrewer@abqbirds.com)  
NBA Affiliations: Dallas, Miami

**ANAHEIM ARSENAL**

198 W. Cerritos Ave., Bldg. 5, Anaheim, CA 92805  
Tel: (714) 635-2255 Fax: (714) 635-4611  
Arena: Anaheim Arena and Convention Center  
Media Relations Contacts: Julius De La Cruz, Greg Mundweil (jdela-cruz@anaheimarsenal.com, gmundweil@anaheimarsenal.com)  
NBA Affiliations: Atlanta, Los Angeles Clippers

**AUSTIN TOROS**

7800 Shoal Creek Blvd., Suite 115W, Austin, TX 78757  
Arena: Austin Convention Center  
Tel: (512) 236-8333 Fax: (512) 236-8444  
Media Relations Contact: Perri Travillion (ptravillion@austintoros.com)  
NBA Affiliation: San Antonio

**BAKERSFIELD JAM**

1400 Norris Road, Bakersfield, CA 93308  
Tel: (661) 716-4526 Fax: (661) 322-7069  
Arena: Rabobank Arena  
Media Relations Contacts: Vance Palm (vpalm@bakersfieldjam.com)  
NBA Affiliations: Golden State, Orlando

**COLORADO 14ERS**

11450 Broomfield Lane, Broomfield, CO 80021  
Tel: (303) 460-8800 Fax: (303) 280-5155  
Arena: Broomfield Event Center  
Media Relations Contact: Erin Pahl (epahl@broomfieldsports.com)  
NBA Affiliations: Denver, New Jersey

**DAKOTA WIZARDS**

919 South 7th St., Suite 501, Bismarck, ND 58504  
Tel: (701) 258-2255 Fax: (701) 255-7967  
Arena: Bismarck Civic Center  
Media Relations Contact: Mike Offerdahl (mofferdahl@dakotawizards.com)  
NBA Affiliations: Memphis, Washington

**ERIE BAYHAWKS**

110 East 8th Street, Erie, PA 16501  
Tel: (814) 790-5600 Fax: (814) 790-5608  
Arena: Tulio Arena  
Media Relations Contact: Jeff Johns (jjeff.johns@nbaerie.com)  
NBA Affiliations: Cleveland, Philadelphia

**FORT WAYNE MAD ANTS**

1910 St. Joe Center Rd, Suite 61, Fort Wayne, IN 46825  
Tel: (260) 469-4667 Fax: (260) 469-4674  
Arena: Allen County War Memorial Coliseum  
Media Relations Contact: Heidi Busch (heidi@fortwaynehoops.com)  
NBA Affiliations: Detroit, Indiana, Milwaukee

**IDAHO STAMPEDE**

233 South Capitol Blvd., Suite 100, Boise, ID 83702  
Tel: (208) 388-4667 Fax: (208) 388-3845  
Arena: Qwest Arena  
Media Relations Contact: Jinny Giery (jginny@idahostampe.com)  
NBA Affiliations: Portland, Toronto

**IOWA ENERGY**

833 5th Ave, Des Moines, Iowa 50309  
Tel: (515) 462-2849 Fax: (515) 564-8551  
Arena: Wells Fargo Arena  
Media Relations Contacts: Katie Mahnke (kmahnke@iowanba.com)  
NBA Affiliations: Chicago, Phoenix

**LOS ANGELES D-FENDERS**

555 N. Nash St., El Segundo, CA 90245  
Tel: (310) 426-6031 Fax: (310) 426-6105  
Arena: STAPLES Center  
Media Relations Contact: David Caldes (dcaldes@d-fenders.com)  
NBA Affiliations: Los Angeles Lakers

**RENO BIGHORNS**

300 North Center Street, Reno, NV 89501  
Tel: 775-284-2622 Fax: 775-284-8622  
Arena: Reno Events Center  
Media Relations Contact: April Clark, Tony Funderburg (aclark@nbareno.com, tfunderburg@nbareno.com)  
NBA Affiliations: New York, Sacramento

**RIO GRANDE VALLEY VIPERS**

6400 N 10th St., Suite C, McAllen, TX 78504  
Tel: (888) 748-6223 Fax: (956) 972-1150  
Arena: Dodge Arena  
Media Relations Contact: Bert Garcia (bgarcia@rgvipers.com)  
NBA Affiliations: Houston, New Orleans

**SIoux FALLS SKYFORCE**

2131 South Minnesota Ave, Sioux Falls, SD 57105  
Tel: (605) 332-0605 Fax: (605) 332-2305  
Arena: Sioux Falls Arena  
Media Relations Contact: Brett Hansen (brett@skyforceonline.com)  
NBA Affiliations: Charlotte, Minnesota

**TULSA 66ERS**

10441 South Regal Blvd., Tulsa, OK 74133  
Tel: (918) 585-8444 Fax: (918) 398-6930  
Arena: SpiritBank Event Center  
Media Relations Contact: Jim Brylewski (jbrylewski@tulsa66ers.com)  
NBA Affiliations: Oklahoma City

**UTAH FLASH**

5255 N Edgewood Dr, Suite 165, Provo, UT 84604  
Tel: (801) 434-4667 Fax: (801) 705-1823  
Arena: McKay Events Center  
Media Relations Contact: Kent Partridge (kent@utahflash.com)  
NBA Affiliations: Boston, Utah

NBA Cares is the league's global social responsibility effort that addresses important community issues with an emphasis on programs that support education, youth and family development, and health-related causes. The NBA, its teams and players implement and execute a variety of programs that impact and inspire children and families around the world.

NBA Cares also reaches more than two million players, coaches, parents and officials worldwide participating in recreational youth basketball leagues as part of the Jr. NBA/Jr. WNBA program. The program stresses the fundamentals of the game and the values of sportsmanship, teamwork and leading an active, healthy and safe lifestyle.



Through Basketball without Borders, a basketball instructional camp for young people that promotes friendship, healthy living and education, current and former NBA players and team personnel act as camp coaches and mentors for young athletes. Since the inaugural camp in 2001, BWB has been held in ten countries and territories on five continents and has featured more than 160 NBA players, coaches and team personnel from 30 different teams for more than 1,000 basketball players from more than 100 different countries and territories.

As the world's greatest athletes, NBA players are dedicated to the community and committed to giving back in ways big and small. Through their foundations, camp efforts and philanthropic work, they make a difference for hundreds of nonprofit and youth serving organizations.

NBA Cares supports numerous causes and organizations that support people in need and work to improve the quality of life in communities around the world. Make-A-Wish, UNICEF, KaBOOM!, Habitat for Humanity, Boys & Girls Club of America, Hands On Network, Special Olympics, the Global Business Coalition on HIV/AIDS and the World Food Program are just a few of the organizations with which the NBA has a partnership.



EASTERN CONFERENCE

ATLANTIC DIVISION

TEAM	W	L	PCT	GB	HOME	ROAD	LAST-10	STREAK
Boston	66	16	.805	-	35-6	31-10	9-1	Won 4
Toronto	41	41	.500	25	25-16	16-25	4-6	Lost 1
Philadelphia	40	42	.488	26	22-19	18-23	3-7	Lost 4
New Jersey	34	48	.415	32	21-20	13-28	3-7	Lost 1
New York	23	59	.280	43	15-26	8-33	3-7	Lost 3

CENTRAL DIVISION

TEAM	W	L	PCT	GB	HOME	ROAD	LAST-10	STREAK
Detroit	59	23	.720	-	34-7	25-16	8-2	Won 4
Cleveland	45	37	.549	14	27-14	18-23	5-5	Lost 1
Indiana	36	46	.439	23	21-20	15-26	7-3	Won 1
Chicago	33	49	.402	26	20-21	13-28	5-5	Won 2
Milwaukee	26	56	.317	33	19-22	7-34	2-8	Lost 8

SOUTHEAST DIVISION

TEAM	W	L	PCT	GB	HOME	ROAD	LAST-10	STREAK
Orlando	52	30	.634	-	25-16	27-14	6-4	Won 3
Washington	43	39	.524	9	25-16	18-23	5-5	Lost 1
Atlanta	37	45	.451	15	25-16	12-29	5-5	Lost 3
Charlotte	32	50	.390	20	21-20	11-30	5-5	Won 1
Miami	15	67	.183	37	9-32	6-35	2-8	Won 1

WESTERN CONFERENCE

SOUTHWEST DIVISION

TEAM	W	L	PCT	GB	HOME	ROAD	LAST-10	STREAK
New Orleans	56	26	.683	-	30-11	26-15	6-4	Lost 1
San Antonio	56	26	.683	-	34-7	22-19	7-3	Won 2
Houston	55	27	.671	1	31-10	24-17	6-4	Won 1
Dallas	51	31	.622	5	34-7	17-24	6-4	Won 1
Memphis	22	60	.268	34	14-27	8-33	3-7	Lost 3

NORTHWEST DIVISION

TEAM	W	L	PCT	GB	HOME	ROAD	LAST-10	STREAK
Utah	54	28	.659	-	37-4	17-24	7-3	Lost 1
Denver	50	32	.610	4	33-8	17-24	6-4	Won 2
Portland	41	41	.500	13	28-13	13-28	3-7	Lost 1
Minnesota	22	60	.268	32	15-26	7-34	3-7	Won 1
Seattle	20	62	.244	34	13-28	7-34	3-7	Won 2

PACIFIC DIVISION

TEAM	W	L	PCT	GB	HOME	ROAD	LAST-10	STREAK
L.A. Lakers	57	25	.695	-	30-11	27-14	8-2	Won 4
Phoenix	55	27	.671	2	30-11	25-16	7-3	Won 2
Golden State	48	34	.585	9	27-14	21-20	4-6	Lost 2
Sacramento	38	44	.463	19	26-15	12-29	6-4	Lost 2
L.A. Clippers	23	59	.280	34	13-28	10-31	2-8	Lost 7

ATL	BOS	CHA	CHI	CLE	DAL	DEN	DET	GS	HOU	IND	LAC	LAL	MEM	MIA	MIL	MIN	NJ	NO	NY	ORL	PHI	PHO	POR	SAC	SA	SEA	TOR	UTA	WAS	W	L	PCT	GB	LAST-10	STREAK
-----	-----	-----	-----	-----	-----	-----	-----	----	-----	-----	-----	-----	-----	-----	-----	-----	----	----	----	-----	-----	-----	-----	-----	----	-----	-----	-----	-----	---	---	-----	----	---------	--------

ATLANTIC DIVISION

BOS	3	--	3	4	2	2	1	2	1	2	3	2	2	2	4	4	2	4	1	4	1	3	1	2	2	2	2	3	1	1	66	16	.805	-	9-1	Won 4
TOR	2	1	2	2	1	0	1	0	1	3	1	0	2	4	2	2	3	1	3	1	3	0	1	1	1	1	1	--	0	41	41	.500	25	4-6	Lost 1	
PHI	1	1	2	3	1	1	2	0	2	0	2	0	2	3	3	1	2	0	3	1	--	1	1	1	1	2	1	0	2	40	42	.488	26	3-7	Lost 4	
NJ	3	0	3	2	3	1	0	0	2	0	1	0	2	4	1	--	0	1	1	2	0	1	0	0	2	1	1	2	34	48	.415	32	3-7	Lost 1		
NY	0	0	2	2	1	0	1	2	0	0	0	0	0	0	0	3	2	1	3	0	--	1	1	0	0	0	0	1	23	59	.280	43	3-7	Lost 3		

CENTRAL DIVISION

DET	4	1	3	1	3	1	2	--	2	1	4	2	1	2	4	3	2	3	2	2	2	2	2	2	2	1	0	2	2	59	23	.720	-	8-2	Won 4
CLE	2	2	3	1	--	1	0	1	1	0	4	2	2	2	3	1	2	1	0	2	1	2	0	2	1	2	1	1	3	45	37	.549	14	5-5	Lost 1
IND	2	0	1	2	0	1	1	0	1	0	--	1	0	1	3	3	1	2	1	4	1	3	0	2	1	0	1	1	1	36	46	.439	23	7-3	Won 1
CHI	2	0	3	--	3	0	1	3	1	0	2	1	0	1	2	3	1	1	0	2	0	1	0	0	1	0	2	1	1	33	49	.402	26	5-5	Won 2
MIL	2	0	2	1	3	1	1	1	0	0	1	1	1	2	2	--	1	0	0	1	1	1	0	0	1	1	0	2	26	56	.317	33	2-8	Lost 8	

SOUTHEAST DIVISION

ORL	2	2	3	4	3	0	1	2	1	1	2	2	1	1	4	2	1	3	1	3	--	3	0	2	1	0	2	2	0	52	30	.634	-	6-4	Won 3
WAS	2	3	3	2	2	2	0	1	0	0	2	2	0	1	4	2	2	1	2	1	1	2	0	1	2	0	2	3	0	43	39	.524	9	5-5	Lost 1
ATL	--	0	2	2	1	1	1	0	1	0	1	1	1	2	3	2	2	1	0	4	2	3	1	0	1	0	1	1	2	37	45	.451	15	5-5	Lost 3
CHA	2	1	--	1	1	0	1	0	1	0	3	2	1	1	3	1	2	1	0	1	1	1	0	2	0	0	2	2	1	32	50	.390	20	5-5	Won 1
MIA	1	0	1	1	0	0	0	0	0	1	1	1	0	0	--	2	1	1	0	1	0	0	1	0	1	0	1	0	15	67	.183	37	2-8	Won 1	

SOUTHWEST DIVISION

NO	2	1	2	2	2	2	0	2	2	1	4	2	4	2	2	3	2	--	2	1	2	4	2	1	2	3	1	1	0	56	26	.683	-	6-4	Lost 1
SA	2	0	2	2	1	3	2	0	1	2	2	3	2	2	4	2	2	2	1	1	3	3	--	2	1	2	2	1	2	56	26	.683	1	7-3	Won 2
HOU	2	0	2	2	2	1	2	1	2	--	2	3	2	3	1	2	3	2	2	2	1	0	2	4	2	2	4	1	1	55	27	.671	1	6-4	Won 1
DAL	1	0	2	2	1	--	1	1	3	3	1	4	1	4	2	1	3	1	2	2	2	1	2	2	2	1	3	1	2	51	31	.622	5	6-4	Won 1
MEM	0	0	1	1	0	0	0	0	1	1	1	1	--	2	0	2	2	0	2	1	0	0	0	2	1	3	0	0	22	60	.268	34	3-7	Lost 3	

NORTHWEST DIVISION

UTA	1	1	1	1	1	2	3	2	3	2	1	3	1	3	1	2	2	1	3	1	2	2	2	1	2	2	4	2	--	54	28	.659	-	7-3	Lost 1
DEN	1	1	1	1	2	2	--	0	3	2	1	3	0	4	2	1	4	2	1	1	1	2	2	2	2	3	2	1	2	50	32	.610	4	6-4	Won 2
POR	2	0	0	2	0	2	2	1	2	0	3	2	3	2	2	4	2	2	0	1	0	--	1	0	--	1	0	2	41	41	.500	13	3-7	Lost 1	
MIN	0	0	0	1	0	0	0	0	1	0	1	3	0	2	1	1	--	1	1	1	1	1	1	2	0	2	0	2	22	60	.268	32	3-7	Won 1	
SEA	1	0	0	0	1	1	1	0	1	0	1	1	0	1	1	1	3	0	0	2	0	0	0	2	1	1	--	1	20	62	.244	34	3-7	Won 2	

PACIFIC DIVISION

LAL	1	0	1	2	0	3	3	1	2	1	2	4	--	2	2	1	3	1	2	2	1	2	3	2	3	2	4	2	3	57	25	.695	-	8-2	Won 4
PHO	1	1	2	2	2	1	2	0	2	2	2	3	1	3	1	2	2	0	2	2	1	--	3	4	3	4	2	1	2	55	27	.671	2	7-3	Won 2
GS	1	1	1	1	1	1	0	--	2	1	3	2	4	2	2	3	1	2	1	2	1	2	2	2	3	2	2	2	0	48	34	.585	9	4-6	Lost 2
SAC	1	0	2	1	0	1	1	2	1	2	1	1	2	1	2	1	2	2	2	1	1	0	3	--	1	3	1	2	38	44	.463	19	6-4	Lost 2	
LAC	1	0	0	1	0	0	1	0	1	0																									



TEAMS' STATISTICS, RANK WITHIN LEAGUE

CATEGORY	ATL	BOS	CHA	CHI	CLE	DAL	DEN	DET	GS	HOU	IND	LAC	LAL	MEM	MIA	MIL	MIN	NJ	NO	NY	ORL	PHI	PHO	POR	SAC	SA	SEA	TOR	UTA	WAS
Points/game	15	11	19	18	24	12	2	17	1	22	7	29	4	10	30	20	26	25	9	21	6	23	3	27t	8	27t	16	13	5	14
FG pct.	16	4	17	30	28	9	6	13	12	21	24	29	3	15	25	19	18	26	8	27	5	11	1	20	10	14	23	7	2	22
FT pct.	7	8	29	17	28	1	19	14	18	25	12	6	10	26	24	22	21	20	11	23	27	30	4	13	3	15	9	2	16	5
3-pt FG pct.	18	5	12	14	16	20	19	13	23	26	8	29	6	22	15	25	21	24	3	27	4	30	1	7	9	11	28	2	10	17
Off. Reb./gm	7	23	20	4	1	21	15	10	5	9	17	25	19	22	29	3	12	16	14	6	28	2	30	18	24	27	11	26	13	8
Def. Reb./gm	21	9	22	18	12	7	2	25	14t	6	8	17	1	11	30	29	24	13	16	19	5	28	4	23	20	10	3	14t	26	27
Rebounds/game	11	12t	26	8	3	9	5	21	6	1	7	27	4	18	30	17	22	15	16	10	12t	14	20	25	29	23	2	28	24	19
Assists/game	12	8t	16t	11	25	20	3	10	8t	15	7	19	4	28	24	14	26	6	13	30	22	23	1	18	29	21	16t	5	2	27
Steals/game	14	5	13	9	18	29	1	17	2	15	11	20	6	28	16	21	12	24t	8	24t	27	4	22	30	7	24t	23	19	3	10
Turnovers/gm	24	27	22	18	10	5	21	1	7t	9	26	14	11	28	20	23	17	25	3	16	13	12	15	6	30	4	29	2	19	7t
Blocks/gm	4	18	10t	6	7	10t	1	3	19	8	9	14	5	17	22t	20	29	16	28	30	27	12t	2	21	26	24	12t	25	22t	15
Pers. Fouls/gm	11	26	21	22	16	23	17	13t	27	6	29	18	15	3	10	19	28	25	1	20	13t	7	8	9	24	2	12	4	30	5
DQ/game	19t	21t	9t	9t	17t	15t	21t	9t	27t	15t	30	19t	17t	21t	27t	25t	7t	7t	3	21t	9t	4t	4t	9t	29	2	9t	1	25t	4t

OPPONENTS' STATISTICS, RANK WITHIN LEAGUE

CATEGORY	ATL	BOS	CHA	CHI	CLE	DAL	DEN	DET	GS	HOU	IND	LAC	LAL	MEM	MIA	MIL	MIN	NJ	NO	NY	ORL	PHI	PHO	POR	SAC	SA	SEA	TOR	UTA	WAS
Points/game	15	2	20	16	9	6	29	1	30	4	26	18	19	28	14	23	21	17	5	22	11	7	25	8	24	3	27	10	13	12
FG pct.	21	1	23	9	11	4	14	3	26	2	10	24	6	30	25	29	27	12	16	28	7	20	13	8	22	5	18	15	17	19
FT pct.	12	4	6	23	7	21	1	5	20	2	19	11	13	29	17	22	26	25	27	3	15	28	9	24	14	18	10	30	8	16
3-pt FG pct.	16	1	8	26	10t	5	17	2	20	19	29	4	15	18	23	27	12	24	6	22	13	14	7	9	25	3	28	21	10t	30
Off. Reb./gm	24	12	27	15	2	9	28	6	29	10	20	16t	26	21	16t	8	7	11	3	19	13t	18	30	22	25	1	23	4	5	13t
Def. Reb./gm	5	2	23	21	13	6	27	4	30	7	29	26	16	28	24	8	19	14	18	20	15	3	12	9t	9t	17	25	22	1	11
Rebounds/game	11	2	24	19	7	5	28	3	30	8	29	23	21	27	22	9	15	13t	10	20	16	4	25	17	18	6	26	13t	1	12
Assists/game	20	2	13	15	9	3	30	5	26	4	19	21	14	28	18	25	23	17	12	11	10	24	6	8	22	1	29	16	7	27
Steals/game	16	13	20	25	8	6	23	3	10	19	28	12	22	30	21	24	15	27	1t	18	11	7	14	4	26	9	29	1t	17	5
Turnovers/gm	16	3	9	7	24	30	2	18	1	23	5	17	10	22	11	15	19	21	14	28	26	6	20	29	8	27	25	12t	4	12t
Blocks/gm	24	16	30	28	14t	8	17	3	20	13	21	14t	12	18	6	19	29	11	4	25	7	22t	2	1	27	10	26	5	22t	9
Pers. Fouls/gm	9	8	17	12	19	13	1	25	14	26	10	11	5	6	23	16	30	7	28	20	2	18	15	21t	3	24	27	29	4	21t
DQ/game	6t	3	6t	4	13t	15t	8t	28	20t	5	17	23t	12	15t	18t	25	26t	1t	20t	8t	1t	29t	13t	29t	8t	20t	18t	26t	8t	23t

COMBINATION TEAM/OPPONENT STATISTICS, RANK WITHIN LEAGUE

CATEGORY	ATL	BOS	CHA	CHI	CLE	DAL	DEN	DET	GS	HOU	IND	LAC	LAL	MEM	MIA	MIL	MIN	NJ	NO	NY	ORL	PHI	PHO	POR	SAC	SA	SEA	TOR	UTA	WAS
Pts./game/diff.	19	1	22	21	16	10	11	2	13	9	18	28	3	24	29	27	26	23	6	25	5	14	7	17	20	8	30	12	4	15
Off. Reb. Pct.	4	18	20	8	2	16	21	6	12	7	23	28	19	24	30	3	11	17	13	10	27	1	29	15	22	26	14	25	5	9
Def. Reb. Pct.	26	8	28	18	2	5	22	12	30	7	10	17	15	16	24	19	14	11	3	21	6	23	29	25	27	1	13	4	9	20
Total Reb. Pct.	11	14	27	8	1	9	23	5	24	2	21	28	18	25	29	6	13	17	7	12	22	3	30	19	26	15	16	20	4	10

TEAM	POINTS PER GAME		FIELD GOAL PERCENTAGE		TURNOVERS PER GAME		REBOUND PERCENTAGES			BELOW 100 PTS.		OVERTIME GAMES		DECIDED 3 PTS. OR LESS		DECIDED 10 PTS. OR MORE	
	OWN	OPP.	OWN	OPP.	OWN	OPP.	OFF.	DEF.	TOT.	OWN	OPP.	W	L	W	L	W	L
Atlanta	98.2	100.0	.454	.463	14.9	13.7	.297	.717	.507	51	45	2	4	6	5	11	24
Boston	100.5	90.3	.475	.419*	15.2	16.0	.266	.744	.505	37	66	2	1	7	6	45	3
Charlotte	97.1	101.4	.452	.466	14.7	14.4	.256	.710	.483	47	36	2	5	8	6	12	24
Chicago	97.3	100.4	.435	.453	14.6	15.3	.289	.731	.510	46	42	0	4	4	3	19	29
Cleveland	96.4	96.7	.439	.455	14.0	13.3	.304	.759	.531*	55	45	4	1	10	8	10	17
Dallas	100.4	95.9	.464	.443	12.6	12.2	.267	.750	.509	39	55	0	2	5	6	29	11
Denver	110.7	107.0	.470	.457	14.7	16.4	.255	.721	.488	19	22	3	2	6	6	29	18
<b>Detroit</b>	<b>97.5</b>	<b>90.1*</b>	<b>.458</b>	<b>.437</b>	<b>11.7*</b>	<b>13.5</b>	<b>.294</b>	<b>.737</b>	<b>.515</b>	<b>47</b>	<b>60</b>	<b>2</b>	<b>0</b>	<b>5</b>	<b>3</b>	<b>37</b>	<b>10</b>
Golden State	111.0*	108.8	.459	.468	13.2	16.9*	.272	.703	.487	11	20	2	2	9	2	22	14
Houston	96.7	92.0	.448	.433	13.7	13.3	.291	.748	.520	50	62	0	1	9	3	31	11
Indiana	104.0	105.4	.444	.454	15.1	15.8	.244	.739	.492	29	23	1	2	4	3	14	22
L.A. Clippers	93.8	101.1	.438	.467	14.4	13.6	.231	.731	.481	56	38	2	2	2	5	10	35
L.A. Lakers	108.6	101.3	.476	.445	14.1	14.2	.263	.734	.498	18	38	4	0	5	8	37	9
Memphis	100.7	106.9	.454	.480	15.3	13.4	.238	.734	.486	42	19	1	4	2	11	10	37
Miami	91.4	100.0	.443	.468	14.7	14.2	.221	.719	.470	63	43	0	6	3	11	4	34
Milwaukee	97.0	103.9	.449	.480	14.8	13.7	.300	.730	.515	47	30	2	4	6	9	5	29
Minnesota	95.6	102.4	.451	.472	14.5	13.5	.275	.736	.505	54	33	1	1	4	8	8	35
New Jersey	95.8	100.9	.443	.456	15.0	13.4	.266	.738	.502	50	36	5	1	7	3	8	31
New Orleans	100.9	95.6	.466	.460	11.9	13.9	.270	.754	.512	37	54	4	0	8	4	37	15
New York	96.9	103.5	.439	.474	14.5	12.8	.286	.727	.506	50	29	2	5	4	5	6	33
Orlando	104.5	99.0	.474	.446	14.3	13.2	.234	.748	.491	24	45	4	0	6	6	34	12
Philadelphia	96.6	96.2	.460	.461	14.3	15.7	.318*	.720	.519	49	52	1	2	4	8	18	20
Phoenix	110.1	105.0	.500*	.456	14.4	13.4	.224	.709	.466	18	30	1	2	3	5	31	9
Portland	95.4	96.3	.448	.451	12.9	12.5	.268	.718	.493	52	49	5	2	10	2	15	22
Sacramento	102.5	104.8	.464	.466	16.1	15.2	.252	.717	.484	30	29	3	1	10	8	17	23
San Antonio	95.4	90.6	.457	.444	12.6	12.9	.234	.771*	.502	54	67	1	1	8	6	31	11
Seattle	97.5	106.3	.444	.461	16.0	13.2	.268	.737	.502	51	28	3	1	5	7	5	37
Toronto	100.2	97.3	.468	.458	11.7	14.0	.234	.750	.492	38	45	1	4	3	3	26	16
Utah	106.2	99.3	.497	.461	14.6	15.9	.295	.741	.518	27	41	1	0	4	3</		



(Active 2006-07 players in capital letters)

**MOST GAMES PLAYED**

Robert Parish	1,611
Kareem Abdul-Jabbar	1,560
John Stockton	1,504
Karl Malone	1,476
Kevin Willis	1,424
Reggie Miller	1,389
Clifford Robinson	1,380
Gary Payton	1,335
Moses Malone	1,329
Buck Williams	1,307

**MOST MINUTES PLAYED**

Kareem Abdul-Jabbar	57,446
Karl Malone	54,852
Elvin Hayes	50,000
Wilt Chamberlain	47,859
John Stockton	47,764
Reggie Miller	47,619
Gary Payton	47,117
John Havlicek	46,471
Robert Parish	45,704
Moses Malone	45,071

**MOST FIELD GOALS MADE**

Kareem Abdul-Jabbar	15,837
Karl Malone	13,528
Wilt Chamberlain	12,681
Michael Jordan	12,192
Elvin Hayes	10,976
Hakeem Olajuwon	10,749
Alex English	10,659
John Havlicek	10,513
SHAQUILLE O'NEAL	10,422
Dominique Wilkins	9,963

**MOST FIELD GOALS ATTEMPTED**

Kareem Abdul-Jabbar	28,307
Karl Malone	26,210
Michael Jordan	24,537
Elvin Hayes	24,272
John Havlicek	23,930
Wilt Chamberlain	23,497
Dominique Wilkins	21,589
Alex English	21,036
Hakeem Olajuwon	20,991
Elgin Baylor	20,171

**HIGHEST FIELD GOAL PERCENTAGE**

(2,000 FGM minimum)

Player	FGM	FGA	Pct
Artis Gilmore	5,732	9,570	.599
SHAQUILLE O'NEAL	10,422	17,952	.581
Mark West	2,528	4,356	.580
Steve Johnson	2,841	4,965	.572
Darryl Dawkins	3,477	6,079	.572
James Donaldson	3,105	5,442	.571
BO OUTLAW	2,005	3,534	.567
Jeff Ruland	2,105	3,734	.564
Kareem Abdul-Jabbar	15,837	28,307	.559
Kevin McHale	6,830	12,334	.554

**MOST FREE THROWS MADE**

Karl Malone	9,787
Moses Malone	8,531
Oscar Robertson	7,694
Michael Jordan	7,327
Jerry West	7,160
Dolph Schayes	6,979
Adrian Dantley	6,832
Kareem Abdul-Jabbar	6,712
Charles Barkley	6,349
Reggie Miller	6,237

**MOST FREE THROWS ATTEMPTED**

Karl Malone	13,188
Wilt Chamberlain	11,862
Moses Malone	11,090
SHAQUILLE O'NEAL	10,376
Kareem Abdul-Jabbar	9,304
Oscar Robertson	9,185
Jerry West	8,801
Michael Jordan	8,772
Charles Barkley	8,643
Adrian Dantley	8,351

**HIGHEST FREE THROW PERCENTAGE**

(1,200 FTM minimum)

Player	FTM	FTA	Pct
Mark Price	2,135	2,362	.904
Rick Barry	3,818	4,243	.900
STEVE NASH	2,170	2,418	.897
PEJA STOJAKOVIC	2,025	2,264	.894
Calvin Murphy	3,445	3,864	.892
Scott Skiles	1,548	1,741	.889
RAY ALLEN	3,395	3,819	.889
Reggie Miller	6,237	7,026	.888
CHAUNCEY BILLUPS	3,088	3,485	.886
Larry Bird	3,960	4,471	.886

**MOST 3-PT. FIELD GOALS MADE**

Reggie Miller	2,560
RAY ALLEN	2,100
Dale Ellis	1,719
Glen Rice	1,559
EDDIE JONES	1,546
Tim Hardaway	1,542
Nick Van Exel	1,528
PEJA STOJAKOVIC	1,426
ANTOINE WALKER	1,386
Dan Majerle	1,360

**MOST 3-PT. FIELD GOALS ATTEMPTED**

Reggie Miller	6,486
RAY ALLEN	5,291
Tim Hardaway	4,345
Nick Van Exel	4,278
Dale Ellis	4,266
ANTOINE WALKER	4,264
EDDIE JONES	4,147
JASON KIDD	4,025
Vernon Maxwell	3,931
Glen Rice	3,896

**HIGHEST 3-POINT FIELD GOAL PERCENTAGE**

(250 3FGM Minimum)

Player	3FGM	3FGA	Pct
JASON KAPONO	287	619	.464
Steve Kerr	726	1,599	.454
Hubert Davis	728	1,651	.441
Drazen Petrovic	255	583	.437
STEVE NASH	1,252	2,902	.431
Tim Legler	260	603	.431
ANTHONY PARKER	258	607	.425
B.J. Armstrong	436	1,026	.425
Wesley Person	1,150	2,754	.418
BEN GORDON	597	1,434	.416

**MOST TOTAL REBOUNDS**

Wilt Chamberlain	23,924
Bill Russell	21,620
Kareem Abdul-Jabbar	17,440
Elvin Hayes	16,279
Moses Malone	16,212
Karl Malone	14,968
Robert Parish	14,715
Nate Thurmond	14,464
Walt Bellamy	14,241
Wes Unseld	13,769

**MOST ASSISTS**

John Stockton	15,806
Mark Jackson	10,334
Magic Johnson	10,141
Oscar Robertson	9,887
JASON KIDD	9,497
Isiah Thomas	9,061
Gary Payton	8,966
Rod Strickland	7,987
Maurice Cheeks	7,392
Lenny Wilkens	7,211

**MOST PERSONAL FOULS**

Kareem Abdul-Jabbar	4,657
Karl Malone	4,578
Robert Parish	4,443
Charles Oakley	4,421
Hakeem Olajuwon	4,383
Buck Williams	4,267
Elvin Hayes	4,193
Clifford Robinson	4,175
Kevin Willis	4,172
Otis Thorpe	4,146

**HIGHEST SCORING AVERAGE**

(400 Games or 10,000 Points minimum)

Player	G	FTM	FGM	Pts	Avg
Michael Jordan	1072	7,327	12,192	32,292	30.12
Wilt Chamberlain	1045	6,057	12,681	31,419	30.07
ALLEN IVERSON	829	6,000	7,983	22,988	27.7
Elgin Baylor	846	5,763	8,693	23,149	27.4
LEBRON JAMES	391	2,463	3,858	10,689	27.3
Jerry West	932	7,160	9,016	25,192	27.0
Bob Pettit	792	6,182	7,349	20,880	26.4
George Gervin	791	4,541	8,045	20,708	26.2
Oscar Robertson	1040	7,694	9,508	26,710	25.7
SHAQUILLE O'NEAL	1042	5,441	10,422	26,286	25.2

**MOST DISQUALIFICATIONS**

Vern Mikkelsen	127
Walter Dukes	121
Shawn Kemp	115
Charlie Share	105
Paul Arizin	101
Darryl Dawkins	100
James Edwards	96
Tom Gola	94
Tom Sanders	94
Steve Johnson	93

**MOST STEALS**

John Stockton	3,265
Michael Jordan	2,514
Gary Payton	2,445
Maurice Cheeks	2,310
Scottie Pippen	2,307
Clyde Drexler	2,207
Hakeem Olajuwon	2,162
Alvin Robertson	2,112
Karl Malone	2,085
Mookie Blaylock	2,075

**MOST BLOCKED SHOTS**

Hakeem Olajuwon	3,830
DIKEMBE MUTOMBO	3,278
Kareem Abdul-Jabbar	3,189
Mark Eaton	3,064
David Robinson	2,954
Patrick Ewing	2,894
Tree Rollins	2,542
SHAQUILLE O'NEAL	2,520
Robert Parish	2,361
ALONZO MOURNING	2,356

**MOST POINTS**

Kareem Abdul-Jabbar	38,387
Karl Malone	36,928
Michael Jordan	32,292
Wilt Chamberlain	31,419
Moses Malone	27,409
Elvin Hayes	27,313
Hakeem Olajuwon	26,946
Oscar Robertson	26,710
Dominique Wilkins	26,668
John Havlicek	26,395



# OPPONENTS

# ATLANTA HAWKS



Centennial Tower  
101 Marietta St., Suite 1900  
Atlanta, GA 30303  
(404) 878-3800

## DIRECTORY

**Board of Managers** ..... Bruce Levenson, Michael Gearon, Steven Belkin, Ed Peskowitz, Rutherford Seydel, Todd Foreman, Felix Riccio  
**General Manager** ..... Rick Sund  
**Assistant General Managers** ..... David Pendergraft, Scott Wilkinson  
**Head Coach** ..... Mike Woodson  
**Assistant Coaches** ..... Larry Drew, Bob Bender, Jim Todd, Tyrone Hill  
**Athletic Trainer** ..... Wally Blasé  
**Vice President of Media Relations** ..... Arthur Triche  
**Director of Media Relations** ..... Jon Steinberg  
**Sr. Manager of Media Relations** ..... Jason Roose

## GENERAL INFORMATION

**Team Colors** ..... Red, White and Blue  
**Home Court** ..... Philips Arena (18,729, opened 1999)  
**Radio** ..... WQXI (Sports Radio 790 The Zone) - Steve Holman  
**Television** ..... FSN South/Turner South (Cable) - Bob Rathbun

## BACKGROUND

**Founded** ..... 1949-50, Tri-Cities Blackhawks; 1951-52, Milwaukee Hawks; 1955-56, St. Louis Hawks; 1968-69, Atlanta Hawks  
**2007-08 Record** ..... 37-45, Third in Southeast Division  
**2008 Playoffs** ..... 3-4, Lost to Boston (3-4)

MIKE WOODSON  
HEAD COACH



## 2007-2008 SEASON SERIES (4-0) DETROIT PISTONS VS. ATLANTA

PLAYER	G-GS	MIN	FG-FGA	PCT	FG3-FG3A	3PCT	FT-FTA	PCT	OR	DR	REB	AST	PF	DQ	STL	TO	BLK	PTS	AVG
Billups	4-4	133	22-55	.400	8-19	.421	19-21	.905	3	12	15	25	2	0	5	12	3	71	17.8
Hamilton	4-4	139	28-62	.452	0-3	.000	9-9	1.000	8	9	17	16	14	1	2	10	1	65	16.3
Prince	4-4	140	18-41	.439	4-9	.444	14-18	.778	3	21	24	13	4	0	1	10	5	54	13.5
Stuckey	1-0	19	6-9	.667	0-0	---	0-0	---	1	0	1	2	1	0	1	1	0	12	12.0
Wallace	4-4	118	16-34	.471	5-12	.417	7-13	.538	1	14	15	11	18	1	9	3	7	44	11.0
Maxiell	4-0	108	16-26	.615	0-0	---	9-15	.600	11	18	29	3	8	0	3	3	6	41	10.3
Hayes	4-0	63	16-29	.552	3-7	.429	3-3	1.000	3	2	5	2	8	0	3	1	0	38	9.5
McDyess	4-4	132	11-20	.550	0-0	---	5-8	.625	7	28	35	7	13	0	5	3	5	27	6.8
Murray	2-0	24	5-15	.333	0-3	.000	2-4	.500	2	0	2	3	4	0	1	3	0	12	6.0
Johnson	3-0	16	4-5	.800	0-0	---	0-0	---	3	2	5	2	3	0	0	0	5	8	2.7
Afflalo	4-0	43	4-9	.444	0-1	.000	1-4	.250	3	3	6	3	5	0	1	2	0	9	2.3
Hunter	2-0	16	1-4	.250	0-1	.000	0-0	---	0	0	0	4	5	0	0	1	0	2	1.0
Brezec (TOT)	1-1	5	0-1	.000	0-0	---	0-0	---	0	0	0	1	2	0	0	0	0	0	0.0
Herrmann (TOT)	1-0	2	0-0	---	0-0	---	0-0	---	0	0	0	0	0	0	0	0	0	0	0.0
Mohammed	2-0	10	0-2	.000	0-0	---	0-0	---	1	0	1	0	0	2	0	1	1	0	0.0
<b>PISTONS</b>	<b>4</b>	<b>960</b>	<b>147-311</b>	<b>.473</b>	<b>20-55</b>	<b>.364</b>	<b>69-95</b>	<b>.726</b>	<b>46</b>	<b>109</b>	<b>155</b>	<b>91</b>	<b>87</b>	<b>2</b>	<b>32</b>	<b>52</b>	<b>32</b>	<b>383</b>	<b>95.8</b>
<b>HAWKS</b>	<b>4</b>	<b>960</b>	<b>127-304</b>	<b>.418</b>	<b>10-36</b>	<b>.278</b>	<b>93-112</b>	<b>.830</b>	<b>53</b>	<b>115</b>	<b>168</b>	<b>64</b>	<b>83</b>	<b>0</b>	<b>29</b>	<b>61</b>	<b>15</b>	<b>357</b>	<b>89.3</b>

## 2007-2008 SEASON SERIES (0-4) ATLANTA HAWKS VS. DETROIT

PLAYER	G-GS	MIN	FG-FGA	PCT	FG3-FG3A	3PCT	FT-FTA	PCT	OR	DR	REB	AST	PF	DQ	STL	TO	BLK	PTS	AVG
J. Smith	4-4	137	25-63	.397	1-6	.167	19-20	.950	8	21	29	9	14	0	4	16	10	70	17.5
J. Johnson	4-4	145	23-60	.383	2-14	.143	14-18	.778	4	17	21	12	12	0	4	9	0	62	15.5
M. Williams	4-4	137	18-36	.500	1-1	1.000	19-24	.792	6	15	21	7	13	0	3	5	0	56	14.0
Childress	3-0	84	14-19	.737	1-1	1.000	8-8	1.000	2	2	4	3	4	0	6	3	2	37	12.3
Horford	3-3	110	7-24	.292	0-0	---	9-11	.818	13	24	37	5	11	0	1	10	1	23	7.7
Stoudamire	2-0	25	4-10	.400	3-6	.500	4-4	1.000	1	1	2	3	1	0	1	1	0	15	7.5
Law	4-0	66	12-21	.571	1-2	.500	1-1	1.000	0	3	3	4	4	0	3	7	0	26	6.5
Lue	2-1	42	4-14	.286	1-3	.333	4-4	1.000	3	1	4	6	0	0	0	2	0	13	6.5
Pachulia	2-0	35	3-11	.273	0-0	---	6-6	1.000	7	6	13	2	5	0	1	1	0	12	6.0
A. Johnson	3-3	67	8-21	.381	0-3	.000	0-0	---	0	4	4	9	7	0	2	3	0	16	5.3
S. Williams	3-0	52	4-11	.364	0-0	---	4-6	.667	3	9	12	1	4	0	2	1	1	12	4.0
Wright	2-1	32	2-4	.500	0-0	---	2-4	.500	2	10	12	1	5	0	0	0	1	6	3.0
Jones	2-0	11	2-3	.667	0-0	---	1-2	.500	3	2	5	0	1	0	1	0	0	5	2.5
West	3-0	19	1-7	.143	0-0	---	2-4	.500	1	0	1	2	2	0	1	0	0	4	1.3
<b>HAWKS</b>	<b>4</b>	<b>960</b>	<b>127-304</b>	<b>.418</b>	<b>10-36</b>	<b>.278</b>	<b>93-112</b>	<b>.830</b>	<b>53</b>	<b>115</b>	<b>168</b>	<b>64</b>	<b>83</b>	<b>0</b>	<b>29</b>	<b>61</b>	<b>15</b>	<b>357</b>	<b>89.3</b>
<b>PISTONS</b>	<b>4</b>	<b>960</b>	<b>147-311</b>	<b>.473</b>	<b>20-55</b>	<b>.364</b>	<b>69-95</b>	<b>.726</b>	<b>46</b>	<b>109</b>	<b>155</b>	<b>91</b>	<b>87</b>	<b>2</b>	<b>32</b>	<b>52</b>	<b>32</b>	<b>383</b>	<b>95.8</b>

# ATLANTA HAWKS

# OPPONENTS

## 2007-08 SCHEDULE (ALL TIMES EASTERN)

Sunday, December 21	at Atlanta	2:00 p.m.	FSN
Wednesday, February 11	at Detroit	7:30 p.m.	FSN
Saturday, March 7	at Atlanta	7:00 p.m.	FSN+

## 2007-08 RESULTS (4-0)

DATE	SITE	WL	SCORE	PISTONS HIGH SCORER	PISTONS HIGH REBS	PISTONS HIGH ASSISTS	HAWKS HIGH SCORER	HAWKS HIGH REBS	HAWKS HIGH ASSISTS
11/4/07	Detroit	W	92-91	Billups 22	McDyess 9	Billups/Hamilton 5	Johnson 23	Horford 11	Johnson 4
12/4/07	Atlanta	W	106-95	Prince 23	Maxiell 9	Billups 10	Childress 18	Horford 10	Johnson/Stoudamire 3
12/14/07	Detroit	W	91-81	Billups 23	McDyess 14	Prince 5	Johnson 23	Wright 12	Johnson/Smith 3
2/12/08	Atlanta	W	94-90	Wallace 21	McDyess 6	Billups 8	Smith 30	Horford 16	Johnson 4

## CURRENT STREAKS VS. HAWKS

SITE	LAST WIN	SCORE	LAST LOSS	SCORE	STREAK	BONUS
At Home	12/14/07	91-81	12/10/04	72-88	Won 7	Won 23 of 26
On the Road	2/12/08	94-90	1/12/07	93-99	Won 2	Won 12 of 16
Overall	2/12/08	94-90	2/7/06	98-99	Won 6	Won 17 of 21

## PISTONS VS. HAWKS - SEASON-BY-SEASON

YEAR	HOME	AWAY	NEUTRAL	TOTAL
57-58	2-2	2-3	2-1	6-6
58-59	2-3	0-5	2-0	4-8
59-60	3-3	2-4	0-1	5-8
60-61	3-3	0-5	0-2	3-10
61-62	4-1	1-4	2-0	7-5
62-63	1-2	1-4	2-2	4-8
63-64	2-4	0-6	---	2-10
64-65	2-2	1-4	0-1	3-7
65-66	2-2	0-4	0-2	2-8
66-67	1-2	0-3	1-2	2-7
67-68	2-1	1-0	1-2	4-3
68-69	0-3	0-3	---	0-6
69-70	2-0	0-2	1-1	3-3
70-71	2-0	3-0	---	5-0
71-72	1-2	1-1	---	2-3
72-73	1-1	1-1	---	2-2
73-74	2-0	2-0	---	4-0
74-75	1-1	1-1	---	2-2
75-76	1-1	2-0	---	3-1
76-77	2-0	2-0	---	4-0
77-78	1-1	1-1	---	2-2
78-79	1-1	0-2	---	1-3
79-80	0-3	0-3	---	0-6
80-81	1-2	1-2	---	2-4
81-82	2-1	2-1	---	4-2
82-83	2-1	1-2	---	3-3
83-84	3-0	1-2	---	4-2
84-85	2-1	3-0	---	5-1
85-86	2-1	0-3	---	2-4
86-87	2-1	1-2	---	3-3
87-88	2-1	2-1	---	4-2
88-89	3-0	2-1	---	5-1
89-90	0-2	2-1	---	2-3
90-91	3-0	2-0	---	5-0
91-92	1-1	3-0	---	4-1
92-93	2-1	1-1	---	3-2
93-94	0-2	0-2	---	0-4
94-95	1-1	1-2	---	2-3
95-96	2-0	0-2	---	2-2
96-97	2-0	1-1	---	3-1
97-98	2-0	0-2	---	2-2
98-99	1-1	1-0	---	2-1
99-00	2-0	1-1	---	3-1
00-01	2-0	2-0	---	4-0
01-02	2-0	1-1	---	3-1
02-03	2-0	1-1	---	3-1
03-04	1-1	2-0	---	3-1
04-05	1-1	2-0	---	3-1
05-06	2-0	1-1	---	3-1
06-07	2-0	0-1	---	2-1
07-08	2-0	2-0	---	4-0
<b>TOTALS</b>	<b>84-58</b>	<b>60-84</b>	<b>11-14</b>	<b>155-156</b>

## PISTONS VS. HAWKS SERIES FACTS

Largest Winning Margin:	40 vs. St. Louis, January 7, 1966 (137-97)
Largest Losing Margin:	44 at Atlanta, February 7, 1994 (97-141)
Most Points Scored:	142 vs. St. Louis (neutral site), November 24, 1961 (142-135)
Most Points Allowed:	143 vs. St. Louis, November 10, 1967 (140-143)
Fewest Points Scored:	71, twice, at Atlanta, November 4, 1997 (71-82) and at Atlanta, January 5, 1988 (71-81)
Fewest Points Allowed:	68, at Atlanta, April 19, 2005 (95-68)





226 Causeway St. 4th Floor  
Boston, MA 02114  
(617) 854-8000

**DIRECTORY**

**Managing Partner, Governor & CEO**..... Wyc Grousbeck  
**President**..... Rich Gotham  
**Executive Director of Basketball Operations/General Manager**..... Danny Ainge  
**Head Coach**..... Glenn "Doc" Rivers  
**Assistant Coaches**..... Tom Thibodeau, Armond Hill,  
Kevin Eastman, Clifford Ray, Mike Longabardi  
**Athletic Trainer**..... Ed Lacerte  
**Strength & Conditioning Coach**..... Bryan Doo  
**Vice President of Media Services/Alumni Relations**..... Jeffrey Twiss  
**Director of Public Relations**..... Heather Walker  
**Media Relations Coordinator**..... Brian Olive

**GENERAL INFORMATION**

**Team Colors**..... Green, Gold, Black, Brown, Beige, White  
**Arena**..... TD Banknorth Garden (18,624, built in 1995)  
**Radio**..... WEEI (850 AM) - Sean Grande, Cedric Maxwell  
**Television**..... Comcast SportsNet - Mike Gorman, Tom Heinsohn,  
Donny Marshall, Bob Cousy, Greg Dickerson

**BACKGROUND**

**Founded**..... 1946-47  
**2007-08 Record**..... 66-12, First in Atlantic Division  
**2008 Playoffs**..... 16-10, Defeated Atlanta (4-3), Defeated Cleveland (4-3),  
Defeated Detroit (4-2), Defeated L.A. Lakers (4-2)

GLENN "DOC" RIVERS  
HEAD COACH



**2007-2008 SEASON SERIES (1-2) DETROIT PISTONS VS. BOSTON**

PLAYER	G-GS	MIN	FG-FGA	PCT	FG3-FG3A	3PCT	FT-FTA	PCT	OR	DR	REB	AST	PF	DQ	STL	TO	BLK	PTS	AVG
Billups	3-3	115	16-41	.390	6-18	.333	30-35	.857	2	8	10	21	6	0	3	7	2	68	22.7
Hamilton	3-3	111	21-41	.512	4-7	.571	8-10	.800	4	4	8	10	9	0	1	3	0	54	18.0
Wallace	3-3	110	20-50	.400	8-19	.421	0-3	.000	3	22	25	3	13	0	3	7	5	48	16.0
McDyess	3-3	97	8-22	.364	0-0	---	6-8	.750	5	16	21	2	14	1	4	5	1	22	7.3
Maxiell	3-0	68	6-10	.600	0-0	---	4-8	.500	5	5	10	0	5	0	1	0	1	16	5.3
Prince	3-3	107	7-30	.233	1-4	.250	1-2	.500	5	13	18	13	4	0	1	1	1	16	5.3
Hunter	1-0	11	2-4	.500	1-2	.500	0-0	---	0	0	0	0	0	0	3	0	0	5	5.0
Stuckey	2-0	24	3-7	.429	0-0	---	2-2	1.000	2	2	4	0	2	0	2	2	0	8	4.0
Dixon (TOT)	5-0	67	7-24	.292	3-6	.500	1-1	1.000	0	6	6	6	10	0	2	7	0	18	3.6
Dixon (DET)	1-0	14	1-5	.200	0-1	.000	1-1	1.000	0	3	3	1	3	0	0	1	0	3	3.0
Afflalo	2-0	14	1-4	.250	0-0	---	2-2	1.000	1	1	2	1	0	0	0	0	0	4	2.0
Hayes	3-0	37	3-13	.231	0-6	.000	0-0	---	1	4	5	2	5	0	0	2	0	6	2.0
Herrmann (TOT)	1-0	9	1-2	.500	0-1	.000	0-0	---	0	1	1	0	0	0	0	0	0	2	2.0
Brezec	1-0	3	0-0	---	0-0	---	0-0	---	0	0	0	0	1	0	0	0	0	0	0.0
Johnson	1-0	11	0-1	.000	0-0	---	0-0	---	1	1	2	0	2	0	0	0	2	0	0.0
<b>PISTONS</b>	<b>3</b>	<b>720</b>	<b>88-228</b>	<b>.386</b>	<b>20-57</b>	<b>.351</b>	<b>54-71</b>	<b>.761</b>	<b>29</b>	<b>79</b>	<b>108</b>	<b>53</b>	<b>64</b>	<b>1</b>	<b>18</b>	<b>30</b>	<b>12</b>	<b>250</b>	<b>83.3</b>
<b>CELTICS</b>	<b>3</b>	<b>720</b>	<b>100-219</b>	<b>.457</b>	<b>11-38</b>	<b>.289</b>	<b>56-78</b>	<b>.718</b>	<b>35</b>	<b>102</b>	<b>137</b>	<b>55</b>	<b>65</b>	<b>0</b>	<b>15</b>	<b>39</b>	<b>12</b>	<b>267</b>	<b>89.0</b>

**2007-2008 SEASON SERIES (2-1) BOSTON CELTICS VS. DETROIT**

PLAYER	G-GS	MIN	FG-FGA	PCT	FG3-FG3A	3PCT	FT-FTA	PCT	OR	DR	REB	AST	PF	DQ	STL	TO	BLK	PTS	AVG
Garnett	3-3	113	26-48	.542	0-1	.000	20-25	.800	4	19	23	6	9	0	2	9	1	72	24.0
Pierce	3-3	118	15-41	.366	4-14	.286	11-13	.846	3	13	16	16	3	0	4	8	2	45	15.0
R. Allen	3-3	104	13-30	.433	5-12	.417	5-5	1.000	3	16	19	9	8	0	0	2	0	36	12.0
Rondo	3-3	96	14-33	.424	0-1	.000	5-11	.455	4	6	10	12	11	0	4	7	1	33	11.0
Davis	3-0	53	11-17	.647	0-0	---	5-7	.714	6	6	12	1	7	0	1	2	0	27	9.0
Perkins	3-3	96	9-21	.429	0-1	.000	4-11	.364	13	22	35	2	7	0	0	4	4	22	7.3
T. Allen	3-0	36	5-8	.625	0-0	---	4-4	1.000	0	5	5	3	5	0	2	3	1	14	4.7
Cassell (TOT)	1-1	23	1-5	.200	0-2	.000	2-2	1.000	0	1	1	4	1	0	1	0	0	4	4.0
House	3-0	43	5-14	.357	1-5	.200	0-0	---	1	7	8	3	5	0	1	2	1	11	3.7
Posey	3-0	46	1-6	.167	1-4	.250	2-2	1.000	0	6	6	3	7	0	0	2	1	5	1.7
Pollard	2-0	12	1-1	1.000	0-0	---	0-0	---	1	2	3	0	3	0	1	0	1	2	1.0
Powe	1-0	2	0-0	---	0-0	---	0-0	---	0	0	0	0	0	0	0	0	0	0	0.0
<b>CELTICS</b>	<b>3</b>	<b>720</b>	<b>100-219</b>	<b>.457</b>	<b>11-38</b>	<b>.289</b>	<b>56-78</b>	<b>.718</b>	<b>35</b>	<b>102</b>	<b>137</b>	<b>55</b>	<b>65</b>	<b>0</b>	<b>15</b>	<b>39</b>	<b>12</b>	<b>267</b>	<b>89.0</b>
<b>PISTONS</b>	<b>3</b>	<b>720</b>	<b>88-228</b>	<b>.386</b>	<b>20-57</b>	<b>.351</b>	<b>54-71</b>	<b>.761</b>	<b>29</b>	<b>79</b>	<b>108</b>	<b>53</b>	<b>64</b>	<b>1</b>	<b>18</b>	<b>30</b>	<b>12</b>	<b>250</b>	<b>83.3</b>

**2008-09 SCHEDULE (ALL TIMES EASTERN)**

<b>Sunday, November 9</b> .....	at Detroit.....	6:00 p.m.....	FSN
Thursday, November 20.....	at Boston.....	8:00 p.m.....	TNT
<b>Friday, January 30</b> .....	at Detroit.....	7:00 p.m.....	FSN, ESPN
Sunday, March 1.....	at Boston.....	1:00 p.m.....	ABC

**2007-08 RESULTS (1-2)**

DATE	SITE	WL	SCORE	PISTONS HIGH SCORER	PISTONS HIGH REBS	PISTONS HIGH ASSISTS	CELTICS HIGH SCORER	CELTICS HIGH REBS	CELTICS HIGH ASSISTS
12/19/07	Boston	W	87-85	Billups 28	Wallace 13	Billups 7	Garnett 26	Garnett 12	Rondo 7
1/5/08	Detroit	L	85-92	Hamilton 18	Wallace 8	Hamilton 8	Davis 20	Pierce/Perkins 9	Pierce 7
3/5/08	Boston	L	78-90	Billups/Wallace 23	Prince 10	Billups 7	Garnett 31	Perkins 20	Allen/Pierce/Rondo 5

**CURRENT STREAKS VS. CELTICS**

SITE	LAST WIN	SCORE	LAST LOSS	SCORE	STREAK	BONUS
At Home	2/6/07	101-88	1/5/08	85-92	Lost 1	Won 11 of 13
On the Road	12/19/07	87-85	3/5/08	78-90	Lost 1	Won 6 of 8
Overall	12/19/07	87-85	3/5/08	78-90	Lost 2	Won 14 of 17

**PISTONS VS. CELTICS - SEASON-BY-SEASON**

YEAR	HOME	AWAY	NEUTRAL	TOTAL
57-58	0-4	1-3	0-1	1-8
58-59	1-3	0-4	0-1	1-8
59-60	0-4	0-4	0-1	0-9
60-61	1-3	0-3	1-2	2-8
61-62	1-3	1-1	1-1	3-5
62-63	0-4	0-2	0-2	0-8
63-64	1-3	0-2	0-2	1-7
64-65	0-4	0-2	0-4	0-10
65-66	2-2	1-1	1-3	4-6
66-67	1-2	1-1	1-3	3-6
67-68	1-2	1-3	0-1	2-6
68-69	0-3	1-2	0-1	1-5
69-70	2-1	1-2	0-1	3-4
70-71	1-2	2-0	0-0	3-2
71-72	0-2	0-3	0-0	0-5
72-73	0-2	1-1	0-0	1-3
73-74	1-1	0-1	0-1	1-3
74-75	0-2	1-1	0-0	1-3
75-76	0-2	0-2	0-0	0-4
76-77	1-1	1-1	0-0	2-2
77-78	2-0	1-1	0-0	3-1
78-79	1-1	1-1	0-0	2-2
79-80	0-3	0-3	0-0	0-6
80-81	0-3	1-1	0-0	1-4
81-82	0-3	0-3	0-0	0-6
82-83	1-2	2-1	0-0	3-3
83-84	2-1	0-3	0-0	2-4
84-85	2-1	0-3	0-0	2-4
85-86	1-1	0-3	0-0	1-4
86-87	2-1	0-2	0-0	2-3
87-88	3-0	0-3	0-0	3-3
88-89	2-0	1-1	0-0	3-1
89-90	2-0	0-2	0-0	2-2
90-91	2-0	0-2	0-0	2-2
91-92	0-2	0-2	0-0	0-4
92-93	2-0	1-1	0-0	3-1
93-94	0-2	1-1	0-0	1-3
94-95	1-1	0-2	0-0	1-3
95-96	1-0	0-2	0-0	1-2
96-97	2-0	2-0	0-0	4-0
97-98	1-1	1-1	0-0	2-2
98-99	1-0	2-0	0-0	3-0
99-00	2-0	1-0	0-0	3-0
00-01	1-1	0-2	0-0	1-3
01-02	2-0	0-2	0-0	2-2
02-03	1-1	1-1	0-0	2-2
03-04	1-0	2-0	0-0	3-0
04-05	2-0	1-1	0-0	3-1
05-06	2-0	1-0	0-0	3-0
06-07	2-0	2-0	0-0	4-0
07-08	1-1	0-1	0-0	1-2
<b>TOTALS</b>	<b>55-75</b>	<b>33-84</b>	<b>4-23</b>	<b>92-182</b>

**PISTONS VS. CELTICS SERIES FACTS**

Largest Winning Margin:..... 52\* at Boston, January 31, 2003 (118-66)  
Largest Losing Margin:..... 44 at Boston, December 24, 1960 (106-150)  
Most Points Scored:..... 160 vs. Boston, March 9, 1979 (160-117)  
Most Points Allowed:..... 150 at Boston, December 24, 1960 (106-150)  
Fewest Points Scored:..... 71 vs. Boston, March 15, 2003 (71-81)  
Fewest Points Allowed:..... 66 at Boston, January 31, 2003 (118-66)  
*\*Largest franchise winning margin*





333 E. Trade Street  
Charlotte, NC 28202  
(704) 688-8600

**DIRECTORY**

**Majority Owner** ..... Robert "Bob" Johnson  
**Managing Member of Basketball Operations** ..... Michael Jordan  
**President & Chief Operating Officer** ..... Fred Whitfield  
**General Manager** ..... Rod Higgins  
**Director of Player Personnel** ..... Buzz Peterson  
**Head Coach** ..... Larry Brown  
**Assistant Coaches** ..... Herb Brown, Jeff Capel, Phil Ford, Dave Hanners  
**Athletic Trainer** ..... Steve Stricker  
**Director of Basketball Communications** ..... B.J. Evans  
**Basketball Communications Manager** ..... Josh Rosen  
**Public Relations Coordinator** ..... Gerard Littlejohn


**GENERAL INFORMATION**

**Team Colors** ..... Bobcats Orange, Bobcats Blue, Black, Silver  
**Arena** ..... Time Warner Cable Arena (19,077 – opened in 2005)  
**Radio** ..... WOLS (106.1 FM) – Scott Lauer, Muggsy Bogues  
**Television** ..... FSN South/SportSouth, WMYT MyTV12 – Steve Martin, Henry Williams, Stephanie Ready

**BACKGROUND**

**Founded** ..... 2004-05  
**2007-08 Record** ..... 32-50, Fourth in Southeast Division  
**2008 Playoffs** ..... Did not qualify

LARRY BROWN  
HEAD COACH



**2007-2008 SEASON SERIES (3-0) DETROIT PISTONS VS. CHARLOTTE**

PLAYER	G-GS	MIN	FG-FGA	PCT	FG3-FG3A	3PCT	FT-FTA	PCT	OR	DR	REB	AST	PF	DQ	STL	TO	BLK	PTS	AVG
Hamilton	3-3	107	2-47	.447	7-19	.368	13-15	.867	0	16	16	13	9	0	3	6	0	62	20.7
Billups	3-3	99	19-35	.543	6-12	.500	14-15	.933	1	8	9	20	3	0	7	2	1	58	19.3
Prince	3-3	92	20-41	.488	7-12	.583	2-2	1.000	8	10	18	11	6	0	1	4	2	49	16.3
McDyess	3-3	99	11-28	.393	0-0	---	10-11	.909	12	20	32	3	8	1	2	6	3	32	10.7
Maxiell	3-0	63	8-15	.533	0-0	---	9-12	.750	11	8	19	4	5	0	1	5	5	25	8.3
Wallace	3-3	88	10-25	.400	2-12	.167	3-4	.750	6	11	17	8	10	0	8	2	3	25	8.3
Hayes	3-0	53	6-22	.273	3-12	.250	6-6	1.000	2	9	11	1	4	0	1	2	0	21	7.0
Stuckey	2-0	37	5-11	.455	0-1	.000	3-5	.600	1	1	2	6	7	0	2	3	0	13	6.5
Johnson	2-0	22	4-6	.667	0-0	---	0-0	---	3	2	5	2	6	0	1	3	0	8	4.0
Murray	1-0	11	1-4	.250	0-1	.000	2-2	1.000	0	1	1	3	0	0	0	2	0	4	4.0
Afflalo	3-0	39	3-10	.300	0-2	.000	5-6	.833	0	3	3	1	3	0	3	1	0	11	3.7
Brezec (TOT)	2-0	11	2-2	1.000	0-0	---	3-3	1.000	0	1	1	0	4	0	0	0	0	7	3.5
Brezec (DET)	2-0	11	2-2	1.000	0-0	---	3-3	1.000	0	1	1	0	4	0	0	0	0	7	3.5
Mohammed	1-0	9	1-2	.500	0-0	---	0-0	---	1	3	4	0	4	0	2	1	1	2	2.0
Herrmann (TOT)	2-0	10	1-3	.333	0-1	.000	0-0	---	0	2	2	1	1	0	0	1	0	2	1.0
Herrmann (DET)	2-0	10	1-3	.333	0-1	.000	0-0	---	0	2	2	1	1	0	0	1	0	2	1.0
Hunter	1-0	5	0-2	.000	0-2	.000	1-2	.500	0	1	1	0	0	0	0	0	0	1	1.0
<b>PISTONS</b>	<b>3</b>	<b>745</b>	<b>112-253</b>	<b>.443</b>	<b>25-74</b>	<b>.338</b>	<b>71-83</b>	<b>.855</b>	<b>45</b>	<b>96</b>	<b>141</b>	<b>73</b>	<b>70</b>	<b>1</b>	<b>31</b>	<b>40</b>	<b>15</b>	<b>320</b>	<b>106.7</b>
<b>BOBCATS</b>	<b>3</b>	<b>745</b>	<b>100-231</b>	<b>.433</b>	<b>13-49</b>	<b>.265</b>	<b>59-81</b>	<b>.728</b>	<b>33</b>	<b>76</b>	<b>109</b>	<b>58</b>	<b>75</b>	<b>0</b>	<b>18</b>	<b>46</b>	<b>17</b>	<b>272</b>	<b>90.7</b>

**2007-2008 SEASON SERIES (0-3) CHARLOTTE BOBCATS VS. DETROIT**

PLAYER	G-GS	MIN	FG-FGA	PCT	FG3-FG3A	3PCT	FT-FTA	PCT	OR	DR	REB	AST	PF	DQ	STL	TO	BLK	PTS	AVG
Richardson	3-3	117	21-49	.429	9-21	.429	11-11	1.000	3	8	11	14	8	0	1	6	1	62	20.7
Mohammed (TOT)	2-1	61	11-22	.500	0-0	---	7-8	.875	10	11	21	2	6	0	2	4	4	29	14.5
Mohammed (CHA)	2-1	61	11-22	.500	0-0	---	7-8	.875	10	11	21	2	6	0	2	4	4	29	14.5
Wallace	2-2	72	9-24	.375	1-9	.111	10-15	.667	0	7	7	6	5	0	3	7	4	29	14.5
Okafor	3-3	100	17-31	.548	0-0	---	8-11	.727	9	19	28	4	10	0	3	3	3	42	14.0
Felton	2-2	57	9-19	.474	0-5	.000	8-9	.889	0	4	4	8	5	0	1	1	0	26	13.0
Herrmann	1-0	16	4-8	.500	2-5	.400	0-0	---	1	3	4	0	0	0	2	0	0	10	10.0
Carroll	3-1	72	6-16	.375	1-4	.250	2-6	.333	1	7	8	3	7	0	2	5	0	15	5.0
Harrington	2-0	22	5-9	.556	0-0	---	0-0	---	1	2	3	1	7	0	0	2	0	10	5.0
Davidson	2-0	24	3-9	.333	0-0	---	3-6	.500	2	0	2	0	3	0	1	0	2	9	4.5
Anderson	1-0	26	2-11	.182	0-2	.000	0-0	---	1	4	5	7	4	0	1	2	0	4	4.0
Boykins	1-0	23	1-5	.200	0-2	.000	2-2	1.000	0	0	0	1	1	0	0	2	0	4	4.0
Hollins	3-0	37	4-7	.571	0-0	---	4-8	.500	0	5	5	2	8	0	1	1	3	12	4.0
McInnis	2-0	58	3-8	.375	0-1	.000	2-2	1.000	1	3	4	8	6	0	0	6	0	8	4.0
Dudley	3-2	53	4-10	.400	0-0	---	2-3	.667	3	3	6	2	5	0	1	4	0	10	3.3
Brezec	1-1	7	1-3	.333	0-0	---	0-0	---	1	0	1	0	0	0	0	0	0	2	2.0
<b>BOBCATS</b>	<b>3</b>	<b>745</b>	<b>100-231</b>	<b>.433</b>	<b>13-49</b>	<b>.265</b>	<b>59-81</b>	<b>.728</b>	<b>33</b>	<b>76</b>	<b>109</b>	<b>58</b>	<b>75</b>	<b>0</b>	<b>18</b>	<b>46</b>	<b>17</b>	<b>272</b>	<b>90.7</b>
<b>PISTONS</b>	<b>3</b>	<b>745</b>	<b>112-253</b>	<b>.443</b>	<b>25-74</b>	<b>.338</b>	<b>71-83</b>	<b>.855</b>	<b>45</b>	<b>96</b>	<b>141</b>	<b>73</b>	<b>70</b>	<b>1</b>	<b>31</b>	<b>40</b>	<b>15</b>	<b>320</b>	<b>106.7</b>

**2008-09 SCHEDULE (ALL TIMES EASTERN)**

Monday, November 3	at Charlotte	7:00 p.m.	FSN
Saturday, December 13	at Charlotte	7:00 p.m.	FSN
Tuesday, January 13	at Detroit	7:30 p.m.	FSN
Sunday, April 5	at Detroit	6:00 p.m.	FSN+

**2007-08 RESULTS (3-0)**

DATE	SITE	W/L	SCORE	PISTONS HIGH SCORER	PISTONS HIGH REBS	PISTONS HIGH ASSISTS	BOBCATS HIGH SCORER	BOBCATS HIGH REBS	BOBCATS HIGH ASSISTS
12/9/07	Detroit	W	104-85	Billups 20	McDyess 9	Billups 6	Richardson 15	Anderson 5	Anderson 7
1/12/08	Charlotte	W	103-100 (OT)	Billups 27	McDyess 11	Hamilton 8	Wallace 26	Okafor 15	Richardson 8
2/10/08	Detroit	W	113-87	Prince 21	McDyess 12	Billups 7	Richardson 27	Okafor 9	McInnis/Richardson 5

**CURRENT STREAKS VS. BOBCATS**

SITE	LAST WIN	SCORE	LAST LOSS	SCORE	STREAK	BONUS
At Home	2/10/08	113-87	1/10/07	95-103	Won 2	Won 6 of 7
On the Road	1/12/08	103-100 (OT)	12/3/06	89-97	Won 2	Won 4 of 5
Overall	2/10/08	113-87	1/10/07	95-103	Won 4	Won 10 of 14

**PISTONS VS. BOBCATS – SEASON-BY-SEASON**

YEAR	HOME	AWAY	NEUTRAL	TOTAL
04-05	1-0	0-2	---	1-2
05-06	2-0	2-0	---	4-0
06-07	1-1	1-1	---	2-2
07-08	2-0	1-0	---	3-0
<b>TOTALS</b>	<b>6-1</b>	<b>4-3</b>	<b>---</b>	<b>10-4</b>

**PISTONS VS. BOBCATS SERIES FACTS**

Largest Winning Margin: ..... 26 vs. Charlotte, February 10, 2008 (113-87)  
 Largest Losing Margin: ..... 11 at Charlotte, April 20, 2005 (86-97)  
 Most Points Scored: ..... 117 vs. Charlotte, November 21, 2004 (117-116 [OT])  
 ..... 114 vs. Charlotte, January 14, 2006 (114-91)  
 Most Points Allowed: ..... 116 vs. Charlotte, November 21, 2004 (117-116 [OT])  
 ..... 103 at Charlotte, March 18, 2006 (108-103)  
 Fewest Points Scored: ..... 86 at Charlotte, April 20, 2005 (86-97)  
 Fewest Points Allowed: ..... 78, twice, at Charlotte, December 17, 2005 (103-78) and vs. Charlotte, March 12, 2006 (94-78)



# OPPONENTS • CHICAGO BULLS

## CHICAGO BULLS



United Center  
1901 West Madison Street  
Chicago, IL 60612  
(312) 455-4000

### DIRECTORY

**Chairman** ..... Jerry Reinsdorf  
**Executive Vice President of Basketball Operations** ..... John Paxson  
**Head Coach** ..... Vinny Del Negro  
**Assistant Coaches** ..... Del Harris, Bernie Bickerstaff, Bob Ociepka, Pete Myers, Mike Wilhelm  
**Assistant Coach/Player Development** ..... David Severns  
**Director of Player Personnel** ..... Gar Forman  
**Athletic Trainer** ..... Fred Tedeschi  
**Senior Director, Public and Media Services** ..... Tim Hallam  
**Senior Manager, Public and Media Relations** ..... Sebrina Brewster  
**Manager, Public and Media Relations** ..... Matt Yob  
**Assistant, Public and Media Relations** ..... Shaun Hickombottom

### GENERAL INFORMATION

**Team Colors** ..... Red, Black  
**Home Court** ..... United Center (21,711)  
**Radio** ..... WMVP (AM 1000) - Chuck Swirsky, Bill Wennington  
**Television** ..... WGN (Ch. 9), WCIU (Ch. 26) - Neil Funk, Stacey King, Johnny "Red" Kerr  
**Cable** ..... Comcast SportsNet Chicago - Neil Funk, Stacey King, Johnny "Red" Kerr

### BACKGROUND

**Founded** ..... 1966-67  
**2007-08 Record** ..... 33-49, Fourth in Central Division  
**2008 Playoffs** ..... Did not qualify

VINNY DEL NEGRO  
HEAD COACH



### 2007-2008 SEASON SERIES (1-3) DETROIT PISTONS VS. CHICAGO

PLAYER	G-GS	MIN	FG-FGA	PCT	FG3-FG3A	3PCT	FT-FTA	PCT	OR	DR	REB	AST	PF	DD	STL	TO	BLK	PTS	AVG
Billups	4-4	148	29-53	.547	10-20	.500	34-38	.895	0	10	10	22	11	0	4	9	0	102	25.5
Hamilton	4-4	151	29-62	.468	3-8	.375	19-22	.864	8	4	12	16	13	0	5	10	0	80	20.0
Wallace	3-3	108	21-49	.429	6-17	.353	10-12	.833	3	18	21	6	7	0	2	0	6	58	19.3
Prince	4-4	156	15-39	.385	2-7	.286	10-17	.588	7	17	24	13	9	0	0	5	0	42	10.5
Ratiff (TOT)	1-1	26	4-6	.667	0-0	---	2-2	1.000	2	6	8	1	2	0	0	1	3	10	10.0
Ratiff (DET)	1-1	26	4-6	.667	0-0	---	2-2	1.000	2	6	8	1	2	0	0	1	3	10	10.0
Hayes	4-0	61	9-21	.429	1-7	.143	1-1	1.000	2	7	9	0	6	0	1	2	1	20	5.0
Hunter	1-0	12	2-4	.500	0-1	.000	1-2	.500	0	0	0	4	1	0	1	0	1	5	5.0
Maxiell	4-0	77	7-14	.500	0-1	.000	6-11	.545	9	10	19	3	14	0	1	8	3	20	5.0
Murray	1-0	11	2-2	1.000	0-0	---	1-2	.500	0	0	0	0	0	0	1	3	0	5	5.0
McDyess	4-4	133	7-30	.233	0-0	---	5-6	.833	9	28	37	3	16	1	4	6	3	19	4.8
Johnson	1-0	13	2-2	1.000	0-0	---	0-0	---	0	0	0	0	5	0	1	0	2	4	4.0
Stuckey	2-0	21	2-5	.400	0-2	.000	2-4	.500	0	2	2	1	4	0	0	2	0	6	3.0
Herrmann (TOT)	3-0	20	3-5	.600	0-1	.000	1-2	.500	0	1	1	0	2	0	0	0	0	7	2.3
Herrmann (DET)	2-0	8	0-1	.000	0-1	.000	1-2	.500	0	0	0	0	2	0	0	0	0	1	0.5
Dixon (TOT)	3-0	27	2-13	.154	0-1	.000	0-0	---	0	4	4	7	1	0	1	3	0	4	1.3
Dixon (DET)	1-0	9	2-6	.333	0-1	.000	0-0	---	0	1	1	1	1	0	0	1	0	4	4.0
Mohammed	2-0	10	1-4	.250	0-0	---	0-0	---	1	1	2	0	3	0	0	1	1	2	1.0
Affalo	4-0	18	1-5	.200	1-2	.500	0-0	---	1	3	4	2	1	0	0	0	0	3	0.8
<b>PISTONS</b>	<b>4</b>	<b>960</b>	<b>133-303</b>	<b>.439</b>	<b>23-67</b>	<b>.343</b>	<b>92-119</b>	<b>.773</b>	<b>42</b>	<b>107</b>	<b>149</b>	<b>72</b>	<b>95</b>	<b>1</b>	<b>29</b>	<b>50</b>	<b>20</b>	<b>381</b>	<b>95.3</b>
<b>BULLS</b>	<b>4</b>	<b>960</b>	<b>141-314</b>	<b>.449</b>	<b>18-45</b>	<b>.400</b>	<b>101-125</b>	<b>.808</b>	<b>51</b>	<b>116</b>	<b>167</b>	<b>74</b>	<b>87</b>	<b>1</b>	<b>29</b>	<b>43</b>	<b>12</b>	<b>401</b>	<b>100.3</b>

### 2007-2008 SEASON SERIES (3-1) CHICAGO BULLS VS. DETROIT

PLAYER	G-GS	MIN	FG-FGA	PCT	FG3-FG3A	3PCT	FT-FTA	PCT	OR	DR	REB	AST	PF	DD	STL	TO	BLK	PTS	AVG
Gordon	4-2	116	27-53	.509	7-12	.583	26-27	.963	2	6	8	4	17	1	2	5	0	87	21.8
Deng	3-3	116	22-48	.458	0-0	---	11-15	.733	3	15	18	6	5	0	1	4	0	55	18.3
Nocioni	4-1	113	20-43	.465	5-16	.313	18-21	.857	2	15	17	7	10	0	3	2	1	63	15.8
Hughes (TOT)	1-1	40	6-13	.462	0-1	.000	1-2	.500	0	1	1	5	4	0	1	0	0	13	13.0
Hughes (CHI)	1-1	40	6-13	.462	0-1	.000	1-2	.500	0	1	1	5	4	0	1	0	0	13	13.0
Sefolosa	1-1	36	3-7	.429	1-1	1.000	5-6	.833	5	8	13	1	2	0	2	1	0	12	12.0
Gooden (TOT)	2-2	65	6-20	.300	0-0	---	8-10	.800	5	12	17	0	4	0	3	4	2	20	10.0
Gooden (CHI)	1-1	33	2-10	.200	0-0	---	7-8	.875	3	5	8	0	2	0	1	0	2	11	11.0
Duhon	3-1	79	10-18	.556	3-8	.375	2-3	.667	1	2	3	8	6	0	4	3	0	25	8.3
Smith	3-2	71	12-32	.375	0-0	---	1-2	.500	10	10	20	1	7	0	4	3	1	25	8.3
Noah	4-1	84	11-18	.611	0-0	---	10-15	.667	10	10	20	8	6	0	5	5	2	32	8.0
Hinrich	4-3	129	11-34	.324	2-5	.400	7-7	1.000	1	15	16	27	16	0	0	7	0	31	7.8
Wallace	3-3	87	7-16	.438	0-0	---	8-10	.800	10	17	27	6	5	0	3	4	4	22	7.3
Thomas	3-1	47	8-16	.500	0-1	.000	4-7	.571	4	12	16	1	5	0	2	3	2	20	6.7
Brown (TOT)	2-0	21	3-12	.250	0-2	.000	2-2	1.000	0	1	1	2	4	0	1	2	0	8	4.0
Brown (CHI)	1-0	8	2-6	.333	0-1	.000	0-0	---	0	0	0	0	2	0	1	1	0	4	4.0
Nichols (TOT)	1-0	9	1-5	.200	0-2	.000	0-0	---	0	0	0	0	0	0	0	1	0	2	2.0
Gray	1-0	2	0-0	---	0-0	---	1-2	.500	0	0	0	0	0	0	0	1	0	1	1.0
<b>BULLS</b>	<b>4</b>	<b>960</b>	<b>141-314</b>	<b>.449</b>	<b>18-45</b>	<b>.400</b>	<b>101-125</b>	<b>.808</b>	<b>51</b>	<b>116</b>	<b>167</b>	<b>74</b>	<b>87</b>	<b>1</b>	<b>29</b>	<b>43</b>	<b>12</b>	<b>401</b>	<b>100.3</b>
<b>PISTONS</b>	<b>4</b>	<b>960</b>	<b>133-303</b>	<b>.439</b>	<b>23-67</b>	<b>.343</b>	<b>92-119</b>	<b>.773</b>	<b>42</b>	<b>107</b>	<b>149</b>	<b>72</b>	<b>95</b>	<b>1</b>	<b>29</b>	<b>50</b>	<b>20</b>	<b>381</b>	<b>95.3</b>

# CHICAGO BULLS • OPPONENTS

### 2007-08 SCHEDULE (ALL TIMES EASTERN)

Tuesday, December 23	at Detroit	8:00 p.m.	FSN
Tuesday, February 10	at Chicago	8:30 p.m.	FSN
Tuesday, March 24	at Chicago	8:00 p.m.	TNT
Monday, April 13	at Detroit	7:30 p.m.	FSN

### 2007-08 RESULTS (1-3)

DATE	SITE	W/L	SCORE	PISTONS HIGH SCORER	PISTONS HIGH REBS	PISTONS HIGH ASSISTS	BULLS HIGH SCORER	BULLS HIGH REBS	BULLS HIGH ASSISTS
11/8/07	Chicago	L	93-97	Wallace 36	McDyess/Wallace 9	Billups/Hamilton 6	Thomas 19	Thomas 14	Hinrich 14
12/7/07	Detroit	L	91-98	Billups 27	Prince 8	Billups 7	Nocioni 22	Smith 14	Hinrich 6
1/19/08	Chicago	L	81-97	Billups 27	McDyess 12	Billups 5	Gordon 33	Sefolosa 13	Duhon 4
3/9/08	Detroit	W	116-109	Billups 34	McDyess 10	Hamilton 7	Gordon 27	Gooden 8	Hughes 5

### CURRENT STREAKS VS. BULLS

SITE	LAST WIN	SCORE	LAST LOSS	SCORE	STREAK	BONUS
At Home	3/9/08	116-109	12/7/07	91-98	Won 1	Won 8 of 11
On the Road	2/24/06	95-87	1/19/08	81-97	Lost 4	Won 15 of 20
Overall	3/9/08	116-109	1/19/08	81-97	Lost 4	Won 19 of 25

### PISTONS VS. BULLS - SEASON-BY-SEASON

YEAR	HOME	AWAY	NEUTRAL	TOTAL
66-67	1-2	3-1	1-1	5-4
67-68	3-0	1-2	0-1	4-3
68-69	2-1	1-2		3-3
69-70	2-1	0-2	1-0	3-3
70-71	2-1	1-2		3-3
71-72	1-2	0-3		1-5
72-73	3-1	1-2		4-3
73-74	2-1	0-4		2-5
74-75	4-1	1-3		5-4
75-76	2-1	2-2		4-3
76-77	1-1	1-1		2-2
77-78	1-1	1-1		2-2
78-79	1-1	1-1		2-2
79-80	1-0	0-1		1-1
80-81	1-2	0-3		1-5
81-82	3-0	3-0		6-0
82-83	3-0	1-2		4-2
83-84	3-0	2-1		5-1
84-85	2-1	1-2		3-3
85-86	3-0	1-2		4-2
86-87	2-1	1-2		3-3
87-88	2-1	2-1		4-2
88-89	3-0	3-0		6-0
89-90	2-0	2-1		4-1
90-91	2-1	0-2		2-3
91-92	1-1	0-3		1-4
92-93	1-1	0-2		1-3
93-94	0-3	0-2		0-5
94-95	0-2	0-3		0-5
95-96	0-2	0-2		0-4
96-97	1-1	0-2		1-3
97-98	1-1	0-2		1-3
98-99	1-0	2-0		3-0
99-00	2-0	1-1		3-1
00-01	2-0	2-0		4-0
01-02	1-1	2-0		3-1
02-03	2-0	2-0		4-0
03-04	2-0	2-0		4-0
04-05	0-2	2-0		2-2
05-06	2-0	2-0		4-0
06-07	1-1	0-2		1-3
07-08	1-1	0-2		1-3
<b>TOTALS</b>	<b>70-36</b>	<b>44-64</b>	<b>2-2</b>	<b>116-102</b>

### PISTONS VS. BULLS SERIES FACTS

Largest Winning Margin	44, twice, vs. Chicago, May 3, 1999 (115-71) and vs.
------------------------	--





Quicken Loans Arena  
One Center Court  
Cleveland, OH 44115-4001  
(216) 420-2000

**DIRECTORY**

**Majority Owner/Chairman** ..... Dan Gilbert  
**President** ..... Len Komoroski  
**General Manager** ..... Danny Ferry  
**Assistant General Managers** ..... Lance Blanks, Chris Grant  
**Head Coach** ..... Mike Brown  
**Assistant Coaches** ..... Hank Egan, Melvin Hunt, Chris Jent, John Kuester, Michael Malone  
**Athletic Trainer** ..... Max Benton  
**Senior Vice President of Communications** ..... Tad Carper  
**Director of Basketball Communications** ..... Amanda Mercado  
**Basketball Communications Managers** ..... Garin Narain, Bruce Wimbish  
**Basketball Communications Coordinator** ..... Tora Vinci


**GENERAL INFORMATION**

**Team Colors** ..... Wine, Gold  
**Home Court** ..... Quicken Loans Arena (20,562)  
**Radio** ..... WTAM (1100 AM) - Joe Tait  
**Television** ..... FSN Ohio - Fred McLeod, Austin Carr

**BACKGROUND**

**Founded** ..... 1970-71  
**2007-08 Record** ..... 45-37, Second in Central Division  
**2008 Playoffs** ..... 7-6, Defeated Washington (4-2), Lost to Boston (3-4)

MIKE BROWN  
HEAD COACH



**2007-2008 SEASON SERIES (3-1) DETROIT PISTONS VS. CLEVELAND**

PLAYER	G-GS	MIN	FG-FGA	PCT	FG3-FG3A	3PCT	FT-FTA	PCT	OR	DR	REB	AST	PF	DQ	STL	TO	BLK	PTS	AVG
Hamilton	4-4	117	19-45	.422	0-2	.000	10-10	1.000	4	8	12	16	4	0	4	7	1	48	12.0
Prince	4-4	114	19-43	.442	0-3	.000	3-4	.750	6	9	15	13	5	0	4	1	3	41	10.3
Maxiell	4-0	80	15-27	.556	0-0	---	7-11	.636	9	13	22	1	9	0	0	3	1	37	9.3
Wallace	4-4	98	13-36	.361	3-18	.167	7-7	1.000	3	21	24	3	2	0	2	4	10	36	9.0
McDyess	4-4	94	16-26	.615	0-0	---	3-8	.375	10	22	32	4	9	0	2	3	3	35	8.8
Billups	4-4	105	13-28	.464	3-9	.333	5-5	1.000	2	11	13	14	2	0	1	7	0	34	8.5
Murray	1-0	19	4-7	.571	0-2	.000	0-0	---	0	2	2	5	0	0	2	1	0	8	8.0
Stuckey	3-0	67	7-21	.333	0-0	---	8-9	.889	2	7	9	4	5	0	2	4	1	22	7.3
Afflalo	3-0	52	7-16	.438	0-2	.000	7-8	.875	4	6	10	4	4	0	4	2	0	21	7.0
Mohammed	1-0	19	3-4	.750	0-0	---	1-2	.500	2	3	5	1	1	0	0	1	0	7	7.0
Herrmann (TOT)	3-0	36	5-16	.313	4-8	.500	4-4	1.000	3	6	9	2	3	0	0	1	0	18	6.0
Herrmann (DET)	2-0	27	4-14	.286	3-7	.429	2-2	1.000	3	4	7	2	1	0	0	0	0	13	6.5
Hayes	4-0	64	10-22	.455	2-7	.286	0-0	---	2	5	7	3	11	0	2	3	2	22	5.5
Dixon (TOT)	2-0	29	4-11	.364	2-4	.500	0-0	---	0	2	2	10	3	0	1	3	0	10	5.0
Dixon (DET)	1-0	23	4-8	.500	2-3	.667	0-0	---	0	1	1	9	3	0	0	3	0	10	10.0
Ratiff (TOT)	2-0	31	2-4	.500	0-0	---	2-2	1.000	1	3	4	2	3	0	0	3	4	6	3.0
Ratiff (DET)	2-0	31	2-4	.500	0-0	---	2-2	1.000	1	3	4	2	3	0	0	3	4	6	3.0
Johnson	4-0	43	5-8	.625	0-0	---	1-1	1.000	2	10	12	0	7	0	0	1	8	11	2.8
Hunter	1-0	7	0-2	.000	0-1	.000	0-0	---	0	0	0	4	1	0	1	0	0	0	0.0
<b>PISTONS</b>	<b>4</b>	<b>960</b>	<b>141-311</b>	<b>.453</b>	<b>13-54</b>	<b>.241</b>	<b>56-69</b>	<b>.812</b>	<b>50</b>	<b>125</b>	<b>175</b>	<b>85</b>	<b>67</b>	<b>0</b>	<b>24</b>	<b>44</b>	<b>33</b>	<b>351</b>	<b>87.8</b>
<b>CAVALIERS</b>	<b>4</b>	<b>960</b>	<b>117-304</b>	<b>.385</b>	<b>13-47</b>	<b>.277</b>	<b>61-86</b>	<b>.709</b>	<b>49</b>	<b>107</b>	<b>156</b>	<b>68</b>	<b>59</b>	<b>0</b>	<b>24</b>	<b>46</b>	<b>11</b>	<b>308</b>	<b>77.0</b>

**2007-2008 SEASON SERIES (1-3) CLEVELAND CAVALIERS VS. DETROIT**

PLAYER	G-GS	MIN	FG-FGA	PCT	FG3-FG3A	3PCT	FT-FTA	PCT	OR	DR	REB	AST	PF	DQ	STL	TO	BLK	PTS	AVG
James	3-3	96	20-47	.426	3-12	.250	15-22	.682	3	9	12	14	1	0	1	5	1	58	19.3
Ilgaskas	3-3	83	16-38	.421	0-0	---	7-9	.778	4	12	16	1	3	0	3	2	1	39	13.0
Szczerbiak (TOT)	4-1	92	18-41	.439	2-3	.667	6-8	.750	3	12	15	2	5	0	3	2	0	44	11.0
Szczerbiak (CLE)	3-1	78	15-34	.441	1-1	1.000	5-6	.833	3	10	13	1	0	0	2	1	0	36	12.0
Pavlovic	3-3	78	11-29	.379	3-7	.429	3-4	.750	0	6	6	4	1	0	1	3	0	28	9.3
Gooden	1-1	32	4-10	.400	0-0	---	1-2	.500	2	7	9	0	2	0	2	4	0	9	9.0
Smith (TOT)	6-2	112	20-43	.465	0-0	---	7-10	.700	17	18	35	3	13	0	4	3	1	47	7.8
Smith (CLE)	3-0	41	8-11	.727	0-0	---	6-8	.750	7	8	15	2	6	0	0	0	0	22	7.3
West (TOT)	3-2	73	9-26	.346	1-3	.333	3-3	1.000	1	10	11	17	4	0	4	5	1	22	7.3
West (CLE)	2-2	53	7-20	.350	1-3	.333	3-3	1.000	1	5	6	13	4	0	4	2	1	18	9.0
D. Brown	4-0	68	10-25	.400	1-5	.200	5-5	1.000	0	7	7	5	7	0	2	4	0	26	6.5
Wallace (TOT)	6-6	161	13-29	.448	0-0	---	9-13	.692	20	29	49	10	7	0	5	5	8	35	5.8
Wallace (CLE)	3-3	74	6-13	.462	0-0	---	1-3	.333	10	12	22	4	2	0	2	1	4	13	4.3
Gibson	3-1	62	3-11	.273	1-4	.250	7-10	.700	0	2	2	6	8	0	1	3	0	14	4.7
Varejao	3-1	71	6-15	.400	0-0	---	1-2	.500	9	14	23	2	5	0	1	3	1	13	4.3
S. Brown	1-0	13	1-6	.167	0-1	.000	2-2	1.000	0	1	1	2	2	0	0	1	0	4	4.0
Allred	1-0	10	1-3	.333	0-0	---	1-2	.500	0	1	1	0	1	0	0	0	0	3	3.0
Da. Jones	4-2	98	4-23	.174	2-9	.222	2-2	1.000	0	5	5	10	3	0	1	6	0	12	3.0
Newble	1-0	18	1-4	.250	1-2	.500	0-0	---	1	0	1	1	3	0	0	2	0	3	3.0
Dw. Jones	3-0	54	3-7	.429	0-0	---	2-6	.333	9	8	17	1	9	0	3	2	3	8	2.7
Nichols	1-0	9	1-5	.200	0-2	.000	0-0	---	0	0	0	0	0	0	1	0	0	2	2.0
Snow	1-0	17	0-1	.000	0-0	---	0-0	---	0	0	0	0	2	2	0	0	1	0	0.0
Thomas (TOT)	2-0	9	0-2	.000	0-1	.000	0-0	---	0	0	0	0	0	0	1	0	0	0	0.0
Thomas (CLE)	1-0	7	0-2	.000	0-1	.000	0-0	---	0	0	0	0	0	0	1	0	0	0	0.0
<b>CAVALIERS</b>	<b>4</b>	<b>960</b>	<b>117-304</b>	<b>.385</b>	<b>13-47</b>	<b>.277</b>	<b>61-86</b>	<b>.709</b>	<b>49</b>	<b>107</b>	<b>156</b>	<b>68</b>	<b>59</b>	<b>0</b>	<b>24</b>	<b>46</b>	<b>11</b>	<b>308</b>	<b>77.0</b>
<b>PISTONS</b>	<b>4</b>	<b>960</b>	<b>141-311</b>	<b>.453</b>	<b>13-54</b>	<b>.241</b>	<b>56-69</b>	<b>.812</b>	<b>50</b>	<b>125</b>	<b>175</b>	<b>85</b>	<b>67</b>	<b>0</b>	<b>24</b>	<b>44</b>	<b>33</b>	<b>351</b>	<b>87.8</b>

**2008-09 SCHEDULE (ALL TIMES EASTERN)**

Wednesday, November 19	at Detroit	7:30 p.m.	FSN
Sunday, February 1	at Detroit	2:30 p.m.	ABC
Sunday, February 22	at Cleveland	8:00 p.m.	FSN, ESPN
Tuesday, March 31	at Cleveland	7:00 p.m.	FSN

**2007-08 RESULTS (3-1)**

DATE	SITE	WL	SCORE	PISTONS HIGH SCORER	PISTONS HIGH REBS	PISTONS HIGH ASSISTS	CAVALIERS HIGH SCORER	CAVALIERS HIGH REBS	CAVALIERS HIGH ASSISTS
11/28/07	Detroit	W	109-74	Hamilton 18	Maxiell 10	Hamilton 6	James 15	Gooden 9	James 3
3/19/08	Cleveland	L	73-89	Wallace 16	McDyess 11	Hamilton 7	James 30	Ilgaskas/Wallace 8	James/West 6
3/29/08	Detroit	W	85-71	Hamilton 14	McDyess 10	Prince 5	James 13	Varejao 9	Jones 6
4/16/08	Cleveland	W	84-74	Afflalo 15	Afflalo/Johnson 8	Dixon 9	Szczerbiak 18	Jones 10	West 7

**CURRENT STREAKS VS. CAVALIERS**

SITE	LAST WIN	SCORE	LAST LOSS	SCORE	STREAK	BONUS
At Home	3/29/08	85-71	3/7/07	97-101 (OT)	Won 3	Won 12 of 14
On the Road	4/16/08	84-74	3/19/08	73-89	Won 1	Won 8 of 13
Overall	4/16/08	84-74	3/19/08	73-89	Won 2	Won 10 of 13

**PISTONS VS. CAVALIERS - SEASON-BY-SEASON**

YEAR	HOME	AWAY	NEUTRAL	TOTAL
70-71	1-1	1-1		2-2
71-72	2-0	1-1		3-1
72-73	1-1	2-0		3-1
73-74	0-2	2-0		2-2
74-75	2-0	0-2		2-2
75-76	1-1	1-1		2-2
76-77	2-0	1-1		3-1
77-78	1-1	1-1		2-2
78-79	2-0	1-1		3-1
79-80	0-3	0-3		0-6
80-81	3-0	0-3		3-3
81-82	3-0	2-1		5-1
82-83	2-1	3-0		5-1
83-84	3-0	2-1		5-1
84-85	2-1	2-0		4-1
85-86	2-1	3-0		5-1
86-87	3-0	2-1		5-1
87-88	3-0	2-1		5-1
88-89	2-1	1-2		3-3
89-90	2-0	2-1		4-1
90-91	2-1	1-1		3-2
91-92	0-2	1-1		1-3
92-93	2-0	0-3		2-3
93-94	2-1	0-2		2-3
94-95	2-0	0-2		2-2





American Airlines Center  
2500 Victory Avenue  
Dallas, TX 75219  
(214) 665-4660

DIRECTORY

Owner.....Mark Cuban  
President & CEO.....Terdema Usery  
President of Basketball Operations/GM.....Donn Nelson  
Head Coach.....Rick Carlisle  
Assistant Coaches.....Dwane Casey, Terry Stotts, Mario Elie, Tom Sterner  
Assistant General Manager.....Keith Grant  
Athletic Trainer.....Casey Smith  
Director of Basketball Communications.....Sarah Melton  
Basketball Communications Manager.....Scott Tomlin  
Basketball Communications Coordinator.....Renee Felton

GENERAL INFORMATION

Team Colors.....Blue, Black, Silver  
Home Court.....American Airlines Center (19,200)  
Radio.....ESPN Radio (103.3 FM) - Chuck Cooperstein, Brad Davis  
Spanish Radio.....KFLC (1270 AM) - Victor Villalba  
Television.....TXA-21 - Mark Followill, Bob Ortegel  
Cable.....Fox Sports Net Southwest - Mark Followill, Bob Ortegel

BACKGROUND

Founded.....1980-81  
2007-08 Record.....51-31, Fourth in Southwest Division  
2008 Playoffs.....1-4, Lost to New Orleans (1-4)

RICK CARLISLE  
HEAD COACH



2007-2008 SEASON SERIES (1-1) DETROIT PISTONS VS. DALLAS

PLAYER	G-GS	MIN	FG-FGA	PCT	FG-FGA	3PCT	FT-FTA	PCT	OR	DR	REB	AST	PF	DD	STL	TO	BLK	PTS	AVG
Wallace	2-2	65	13-27	.481	4-5	.800	0-0	---	3	17	20	3	5	0	1	3	7	30	15.0
Hamilton	2-2	67	13-31	.419	0-1	.000	2-2	1.000	3	5	8	10	5	0	3	5	0	28	14.0
Billups	2-2	62	10-26	.385	3-7	.429	2-4	.500	2	2	4	9	4	0	0	3	0	25	12.5
Prince	2-2	56	5-11	.455	0-2	.000	12-12	1.000	3	5	8	5	2	0	2	1	2	22	11.0
Stuckey	2-0	42	8-20	.400	0-0	---	5-8	.625	1	4	5	3	7	0	3	1	0	21	10.5
Hayes	2-0	35	6-10	.600	2-5	.400	0-0	---	1	4	5	3	2	0	3	0	0	14	7.0
Afflalo	2-0	23	4-8	.500	1-1	1.000	1-3	.333	3	1	4	1	1	0	2	1	0	10	5.0
Herrmann (TOT)	2-0	21	3-6	.500	2-3	.667	0-0	---	0	2	2	4	2	0	0	1	0	8	4.0
Herrmann (DET)	2-0	21	3-6	.500	2-3	.667	0-0	---	0	2	2	4	2	0	0	1	0	8	4.0
Maxiell	2-0	41	3-12	.250	0-0	---	2-2	1.000	5	4	9	0	5	0	0	1	2	8	4.0
McDyess	2-2	52	4-16	.250	0-0	---	0-0	---	4	13	17	3	3	0	0	0	1	8	4.0
Johnson	2-0	10	1-1	1.000	0-0	---	0-0	---	1	2	3	1	3	0	0	1	1	2	1.0
Brezec (TOT)	1-0	7	0-0	---	0-0	---	0-0	---	1	0	1	0	1	0	0	0	0	0	0.0
Brezec (DET)	1-0	7	0-0	---	0-0	---	0-0	---	1	0	1	0	1	0	0	0	0	0	0.0
PISTONS	2	480	70-168	.417	12-24	.500	24-31	.774	27	59	86	42	40	0	14	19	13	176	88.0
MAVERICKS	2	480	65-150	.433	12-30	.400	27-35	.771	18	62	80	30	30	0	6	24	8	169	84.5

2007-2008 SEASON SERIES (1-1) DALLAS MAVERICKS VS. DETROIT

PLAYER	G-GS	MIN	FG-FGA	PCT	FG-FGA	3PCT	FT-FTA	PCT	OR	DR	REB	AST	PF	DD	STL	TO	BLK	PTS	AVG
Harris	1-1	31	7-12	.583	2-3	.667	3-3	1.000	0	2	2	4	4	0	0	5	0	19	19.0
Nowitzki	2-2	69	13-33	.394	2-8	.250	10-11	.909	3	16	19	4	4	0	2	3	0	38	19.0
Stackhouse	1-0	23	6-10	.600	3-4	.750	0-0	---	0	1	1	2	0	0	0	0	0	15	15.0
Jo. Howard	2-2	77	10-29	.345	0-4	.000	5-6	.833	1	17	18	3	3	0	0	1	1	25	12.5
Bass	2-0	49	9-16	.563	0-0	---	4-7	.571	2	6	8	2	4	0	0	1	1	22	11.0
Terry	2-1	62	9-19	.474	4-5	.800	0-0	---	1	5	6	8	4	0	1	3	0	22	11.0
Dampier	2-2	61	6-10	.600	0-0	---	3-5	.600	8	8	16	4	3	0	1	0	4	15	7.5
Jones	2-2	42	3-9	.333	0-4	.000	1-1	1.000	0	2	2	1	1	0	1	1	0	7	3.5
Barea	1-0	13	1-4	.250	1-1	1.000	0-0	---	0	0	0	0	1	0	1	3	0	3	3.0
George	2-0	7	1-2	.500	0-0	---	0-0	---	0	0	0	0	0	0	0	2	0	2	1.0
Diop	2-0	22	0-3	.000	0-0	---	1-2	.500	3	3	6	2	2	0	0	1	2	1	0.5
Ager	1-0	3	0-2	.000	0-1	.000	0-0	---	0	0	0	0	0	1	0	0	0	0	0.0
Hassell	2-0	16	0-1	.000	0-0	---	0-0	---	0	2	2	0	2	0	0	1	0	0	0.0
Ju. Howard	2-0	6	0-0	---	0-0	---	0-0	---	0	0	0	0	0	1	0	0	1	0	0.0
MAVERICKS	2	480	65-150	.433	12-30	.400	27-35	.771	18	62	80	30	30	0	6	24	8	169	84.5
PISTONS	2	480	70-168	.417	12-24	.500	24-31	.774	27	59	86	42	40	0	14	19	13	176	88.0

2008-09 SCHEDULE (ALL TIMES EASTERN)

Friday, January 23.....at Detroit.....7:00 p.m.....FSN, ESPN  
Tuesday, March 17.....at Dallas.....8:30 p.m.....FSN

2007-08 RESULTS (1-1)

DATE	SITE	W/L	SCORE	PISTONS HIGH SCORER	PISTONS HIGH REBS	PISTONS HIGH ASSISTS	MAVERICKS HIGH SCORER	MAVERICKS HIGH REBS	MAVERICKS HIGH ASSISTS
1/9/08	Dallas	L	86-102	Hamilton 18	Wallace 11	Herrmann 4	Nowitzki 23	Howard/Nowitzki 9	Terry 5
2/3/08	Detroit	W	90-67	Wallace 21	McDyess 11	Hamilton 7	Howard/Nowitzki 15	Dampier/Nowitzki 10	Terry 3

CURRENT STREAKS VS. MAVERICKS

SITE	LAST WIN	SCORE	LAST LOSS	SCORE	STREAK	BONUS
At Home	2/3/08	90-67	3/18/07	88-92	Won 1	Won 8 of 13
On the Road	12/7/06	92-82	1/9/08	86-102	Lost 1	Lost 6 of 9
Overall	2/3/08	90-67	1/9/08	86-102	Won 1	Lost 7 of 12

PISTONS VS. MAVERICKS - SEASON-BY-SEASON

YEAR	HOME	AWAY	NEUTRAL	TOTAL
80-81	1-0	1-0	---	2-0
81-82	0-1	1-0	---	1-1
82-83	0-1	0-1	---	0-2
83-84	1-0	1-0	---	2-0
84-85	1-0	1-0	---	2-0
85-86	1-0	1-0	---	2-0
86-87	1-0	0-1	---	1-1
87-88	1-0	0-1	---	1-1
88-89	1-0	1-0	---	2-0
89-90	1-0	0-1	---	1-1
90-91	1-0	1-0	---	2-0
91-92	1-0	1-0	---	2-0
92-93	1-0	0-1	---	1-1
93-94	0-1	1-0	---	1-1
94-95	0-1	1-0	---	1-1
95-96	1-0	1-0	---	2-0
96-97	1-0	1-0	---	2-0
97-98	1-0	1-0	---	2-0
98-99	1-0	1-0	---	2-0
99-00	0-1	0-1	---	0-2
00-01	0-1	1-0	---	1-1
01-02	1-0	0-1	---	1-1
02-03	0-1	0-1	---	0-2
03-04	1-0	0-1	---	1-1
04-05	0-1	1-0	---	1-1
05-06	1-0	0-1	---	1-1
06-07	0-1	1-0	---	1-1
07-08	1-0	0-1	---	1-1
<b>TOTALS</b>	<b>19-9</b>	<b>16-11</b>	<b>---</b>	<b>35-20</b>

PISTONS VS. MAVERICKS SERIES FACTS

Largest Winning Margin:.....30 vs. Dallas, March 18, 1990 (114-84)  
Largest Losing Margin:.....39 at Dallas, November 9, 2002 (75-114)  
Most Points Scored:.....129 at Dallas, January 24, 1986 (129-120)  
Most Points Allowed:.....122, three times, at Dallas, March 21, 1987 (118-122), at Dallas, February 9, 1983 (113-122) and vs. Dallas, December 10, 1982 (121-122)  
Fewest Points Scored:.....75 at Dallas, November 9, 2002 (75-114)  
Fewest Points Allowed:.....67 vs. Dallas, February 3, 2008 (90-67)





Pepsi Center  
1000 Chopper Circle  
Denver, CO 80204  
(303) 405-1100

**DIRECTORY**

**Owner** ..... E. Stanley Kroenke  
**Vice President of Basketball Operations** ..... Mark Warkentien  
**Vice President of Player Personnel** ..... Rex Chapman  
**Head Coach** ..... George Karl  
**Assistant Coaches** ..... Adrian Dantley, Mike Dunlap, Tim Grgurich  
**Assistant Coach/Player Development** ..... Jamahl Mosley  
**Athletic Trainer** ..... Jim Gillen  
**Director of Media Relations** ..... Eric Sebastian  
**Media Relations Assistant** ..... Tim Gelt  
**Media Relations Assistant/Website Coordinator** ..... Dan Tolzman

**GENERAL INFORMATION**

**Team Colors** ..... Dark Blue, Light Blue, Gold  
**Home Court** ..... Pepsi Center (19,155)  
**Radio** ..... KCKK (1510 AM) - Jerry Schemmel, Jason Kosmicki  
**Cable** ..... Altitude Sports & Entertainment - Chris Marlowe, Scott Hastings

**BACKGROUND**

**Founded** ..... 1967-68, Denver Rockets; 1974-75, Denver Nuggets  
**2007-08 Record** ..... .50-32, Second in Northwest Division  
**2008 Playoffs** ..... 0-4, Lost to L.A. Lakers (0-4)

GEORGE KARL  
HEAD COACH



**2007-2008 SEASON SERIES (2-0) DETROIT PISTONS VS. DENVER**

PLAYER	G-GS	MIN	FG-FGA	PCT	FG-FG3A	3PCT	FT-FTA	PCT	OR	DR	REB	AST	PF	DQ	STL	TO	BLK	PTS	AVG
Hamilton	2-2	69	19-38	.500	2-5	.400	4-4	1.000	2	9	11	9	6	0	2	4	0	44	22.0
Billups	2-2	60	10-21	.476	3-9	.333	11-11	1.000	0	3	3	18	6	0	3	8	0	34	17.0
Prince	2-2	66	13-24	.542	1-3	.333	6-8	.750	3	5	8	18	1	0	1	4	0	33	16.5
Wallace	2-2	65	12-25	.480	7-13	.538	0-0	---	1	13	14	6	6	0	2	3	1	31	15.5
Ratiff (TOT)	1-1	29	4-10	.400	0-0	---	6-9	.667	1	5	6	1	1	0	0	0	3	14	14.0
McDyess	2-2	61	12-19	.632	0-0	---	0-0	---	6	14	20	2	5	0	1	2	1	24	12.0
Maxiell	2-0	49	10-17	.588	0-0	---	2-5	.400	7	3	10	3	3	0	1	3	2	22	11.0
Hayes	2-0	31	6-13	.462	3-7	.429	2-3	.667	2	4	6	5	7	0	2	1	0	17	8.5
Stuckey	2-0	36	6-14	.429	1-1	1.000	4-4	1.000	0	5	5	9	5	0	1	3	1	17	8.5
Dixon (TOT)	1-0	18	2-4	.500	0-0	---	0-0	---	0	0	0	1	2	0	0	0	0	4	4.0
Dixon (DET)	1-0	18	2-4	.500	0-0	---	0-0	---	0	0	0	1	2	0	0	0	0	4	4.0
Johnson	2-0	17	2-2	1.000	0-0	---	2-2	1.000	4	3	7	0	5	0	0	0	0	6	3.0
Afflalo	2-0	10	1-2	.500	0-0	---	0-0	---	0	3	3	0	1	0	0	1	0	2	1.0
<b>PISTONS</b>	<b>2</b>	<b>480</b>	<b>93-179</b>	<b>.520</b>	<b>17-38</b>	<b>.447</b>	<b>31-37</b>	<b>.838</b>	<b>25</b>	<b>62</b>	<b>87</b>	<b>71</b>	<b>47</b>	<b>0</b>	<b>13</b>	<b>30</b>	<b>5</b>	<b>234</b>	<b>117.0</b>
<b>NUGGETS</b>	<b>2</b>	<b>480</b>	<b>75-165</b>	<b>.455</b>	<b>17-44</b>	<b>.386</b>	<b>46-61</b>	<b>.754</b>	<b>21</b>	<b>47</b>	<b>68</b>	<b>56</b>	<b>33</b>	<b>0</b>	<b>19</b>	<b>21</b>	<b>9</b>	<b>213</b>	<b>106.5</b>

**2007-2008 SEASON SERIES (0-2) DENVER NUGGETS VS. DETROIT**

PLAYER	G-GS	MIN	FG-FGA	PCT	FG-FG3A	3PCT	FT-FTA	PCT	OR	DR	REB	AST	PF	DQ	STL	TO	BLK	PTS	AVG
Anthony	2-2	79	16-35	.457	3-6	.500	15-19	.789	2	11	13	10	5	0	4	3	2	50	25.0
Iverson	2-2	86	12-30	.400	2-6	.333	22-26	.846	2	4	6	18	2	0	5	5	0	48	24.0
Martin	2-2	68	11-21	.524	0-0	---	2-3	.667	3	3	6	4	5	0	4	2	2	24	12.0
Smith	2-0	34	8-21	.381	5-14	.357	2-5	.400	2	2	4	2	3	0	4	1	0	23	11.5
Camby	2-2	73	8-17	.471	0-0	---	3-4	.750	5	17	22	9	4	0	1	5	3	19	9.5
Kleiza	2-0	38	7-12	.583	2-6	.333	2-4	.500	3	3	6	0	6	0	0	3	0	18	9.0
Najera	2-0	39	6-13	.462	3-7	.429	0-0	---	3	6	9	4	4	0	0	1	0	15	7.5
Atkins	1-0	19	3-5	.600	1-3	.333	0-0	---	0	0	0	1	1	0	1	0	1	7	7.0
Carter	2-2	45	4-11	.364	1-2	.500	0-0	---	1	1	2	8	3	0	0	1	1	9	4.5
Green (TOT)	2-0	9	2-4	.500	0-1	.000	2-2	1.000	0	1	1	2	0	0	0	2	0	6	3.0
Green (DEN)	1-0	0	0-0	---	0-0	---	0-0	---	0	0	0	0	0	0	0	0	0	0	0.0
<b>NUGGETS</b>	<b>2</b>	<b>480</b>	<b>75-165</b>	<b>.455</b>	<b>17-44</b>	<b>.386</b>	<b>46-61</b>	<b>.754</b>	<b>21</b>	<b>47</b>	<b>68</b>	<b>56</b>	<b>33</b>	<b>0</b>	<b>19</b>	<b>21</b>	<b>9</b>	<b>213</b>	<b>106.5</b>
<b>PISTONS</b>	<b>2</b>	<b>480</b>	<b>93-179</b>	<b>.520</b>	<b>17-38</b>	<b>.447</b>	<b>31-37</b>	<b>.838</b>	<b>25</b>	<b>62</b>	<b>87</b>	<b>71</b>	<b>47</b>	<b>0</b>	<b>13</b>	<b>30</b>	<b>5</b>	<b>234</b>	<b>117.0</b>

**2008-09 SCHEDULE (ALL TIMES EASTERN)**

Friday, January 9 ..... at Denver ..... 9:00 p.m. .... FSN  
Tuesday, March 3 ..... at Detroit ..... 7:30 p.m. .... FSN+

**2007-08 RESULTS (2-0)**

DATE	SITE	WL	SCORE	PISTONS HIGH SCORER	PISTONS HIGH REBS	PISTONS HIGH ASSISTS	NUGGETS HIGH SCORER	NUGGETS HIGH REBS	NUGGETS HIGH ASSISTS
2/25/08	Denver	W	98-93	Billups/Hamilton/Prince 20	McDyess 13	Prince 9	Iverson 28	Anthony/Camby 11	Iverson 7
3/18/08	Detroit	W	136-120	Hamilton 24	Maxiell/McDyess 7	Billups 10	Anthony 27	Camby 11	Iverson 11

**CURRENT STREAKS VS. NUGGETS**

SITE	LAST WIN	SCORE	LAST LOSS	SCORE	STREAK	BONUS
At Home	3/18/08	136-120	3/10/95	88-99	Won 12	Won 12 of 14
On the Road	2/25/08	98-93	3/1/06	87-98	Won 2	Won 5 of 7
Overall	3/18/08	136-120	3/1/06	87-98	Won 4	Won 13 of 15

**PISTONS VS. NUGGETS SEASON-BY-SEASON**

YEAR	HOME	AWAY	NEUTRAL	TOTAL
76-77	1-1	0-2		1-3
77-78	2-0	0-2		2-2
78-79	1-1	1-1		2-2
79-80	1-0	0-1		1-1
80-81	0-1	0-1		0-2
81-82	0-1	1-0		1-1
82-83	0-1	0-1		0-2
83-84	0-1	1-0		1-1
84-85	1-0	1-0		2-0
85-86	0-1	1-0		1-1
86-87	1-0	1-0		2-0
87-88	0-1	1-0		1-1
88-89	1-0	0-1		1-1
89-90	1-0	1-0		2-0
90-91	1-0	1-0		2-0
91-92	1-0	1-0		2-0
92-93	1-0	0-1		1-1
93-94	0-1	0-1		0-2
94-95	0-1	1-0		1-1
95-96	1-0	0-1		1-1
96-97	1-0	1-0		2-0
97-98	1-0	1-0		2-0
98-99				-
99-00	1-0	0-1		1-1
00-01	1-0	0-1		1-1
01-02	1-0	1-0		2-0
02-03	1-0	1-0		2-0
03-04	1-0	1-0		2-0
04-05	1-0	0-1		1-1
05-06	1-0	0-1		1-1
06-07	1-0	1-0		2-0
07-08	1-0	1-0		2-0
<b>TOTALS</b>	<b>24-10</b>	<b>18-16</b>		<b>42-26</b>

**PISTONS VS. NUGGETS SERIES FACTS**

Largest Winning Margin: ..... 31 at Denver, March 6, 2004 (97-66)  
Largest Losing Margin: ..... 29 at Denver, March 20, 1977 (104-133)  
Most Points Scored: ..... 186 at Denver, December 13, 1983 (186-184, 3OT)  
..... 148 at Denver, December 19, 1984 (148-129, regulation)  
Most Points Allowed: ..... 184 at Denver, December 13, 1983 (186-184, 3OT)  
..... 151 vs. Denver, January 2, 1988 (142-151, regulation)  
Fewest Points Scored: ..... 74 vs. Denver, November 16, 2002 (74-53)  
Fewest Points Allowed: ..... 53 vs. Denver, November 16, 2002 (74-53)





1011 Broadway  
Oakland, CA 94607  
(510) 986-2200

**DIRECTORY**

**Owner & Managing Member**..... Christopher Cohan  
**Co-Owners**..... Michael Marks, Jim Davidson, John Thompson, Fred Harman  
**President**..... Robert Rowell  
**Executive Vice President of Basketball Operations**..... Chris Mullin  
**Assistant General Manager**..... Pete D'Alessandro  
**Head Coach**..... Don Nelson  
**Assistant Coaches**..... Sidney Moncrief, Larry Riley, Stephen Silas, Keith Smart, Russell Turner  
**Athletic Trainer**..... Tom Abdenour  
**Executive Director of Public Relations**..... Raymond Ridder  
**Director of Public Relations**..... Dan Martinez  
**Public Relations Assistants**..... Benjamin Chen


**GENERAL INFORMATION**

**Team Colors**..... Midnight Blue, California Yellow, Golden Gate Orange, Sky Blue  
**Home Court**..... ORACLE Arena (19,596)  
**Radio**..... KNBR (680/1050 AM) - Tim Roye  
**Television/Cable**..... Comcast SportsNet Bay Area - Bob Fitzgerald, Jim Barnett

**BACKGROUND**

**Founded**..... 1946-47, Philadelphia Warriors; 1962-63, San Francisco Warriors  
 ..... 1966-67, Oakland Warriors; 1971-72, Golden State Warriors  
**2007-08 Record**..... 48-34, Third in Pacific Division  
**2008 Playoffs**..... Did not qualify

DON NELSON  
HEAD COACH



**2007-2008 SEASON SERIES (2-0) DETROIT PISTONS VS. GOLDEN STATE**

PLAYER	G-GS	MIN	FG-FGA	PCT	FG-FG3A	3PCT	FT-FTA	PCT	OR	DR	REB	AST	PF	DQ	STL	TO	BLK	PTS	AVG
Prince	2-2	66	19-29	.655	3-4	.750	4-6	.667	2	3	5	6	3	0	0	3	0	45	22.5
Billups	1-1	31	3-5	.600	2-3	.667	11-11	1.000	1	5	6	2	1	0	0	1	0	19	19.0
Hamilton	2-2	63	15-31	.484	0-2	.000	5-7	.714	4	2	6	10	4	0	2	5	1	35	17.5
Murray	1-1	41	6-12	.500	2-3	.667	1-2	.500	0	6	6	12	2	0	1	4	0	15	15.0
McDyess	1-1	25	7-9	.778	0-0	---	0-0	---	3	8	11	1	3	0	0	1	0	14	14.0
Wallace	2-2	55	11-28	.393	2-6	.333	4-4	1.000	2	13	15	5	6	0	3	2	2	28	14.0
Maxiell	2-1	70	9-17	.529	0-0	---	7-11	.636	6	12	18	6	3	0	1	3	9	25	12.5
Afflalo	2-0	33	6-11	.545	1-3	.333	2-2	1.000	1	3	4	2	3	0	1	0	0	15	7.5
Hayes	2-0	29	4-12	.333	2-7	.286	1-2	.500	0	5	5	1	2	0	1	0	0	11	5.5
Johnson	2-0	25	4-6	.667	0-0	---	1-2	.500	2	9	11	2	4	0	1	2	4	9	4.5
Hunter	2-0	24	1-4	.250	1-3	.333	0-0	---	0	0	0	4	5	0	2	0	0	3	1.5
Mohammed	1-0	10	0-0	---	0-0	---	1-2	.500	1	1	2	0	1	0	0	0	0	1	1.0
Brezec (TOT)	1-0	7	0-0	---	0-0	---	0-0	---	1	2	3	2	0	0	0	2	0	0	0.0
Brezec (DET)	1-0	7	0-0	---	0-0	---	0-0	---	1	2	3	2	0	0	0	2	0	0	0.0
<b>PISTONS</b>	<b>2</b>	<b>480</b>	<b>85-164</b>	<b>.518</b>	<b>13-31</b>	<b>.419</b>	<b>37-49</b>	<b>.755</b>	<b>23</b>	<b>69</b>	<b>92</b>	<b>53</b>	<b>37</b>	<b>0</b>	<b>12</b>	<b>28</b>	<b>16</b>	<b>220</b>	<b>110.0</b>
<b>WARRIORS</b>	<b>2</b>	<b>480</b>	<b>72-174</b>	<b>.414</b>	<b>19-56</b>	<b>.339</b>	<b>28-44</b>	<b>.636</b>	<b>33</b>	<b>43</b>	<b>76</b>	<b>47</b>	<b>39</b>	<b>0</b>	<b>12</b>	<b>28</b>	<b>6</b>	<b>191</b>	<b>95.5</b>

**2007-2008 SEASON SERIES (0-2) GOLDEN STATE WARRIORS VS. DETROIT**

PLAYER	G-GS	MIN	FG-FGA	PCT	FG-FG3A	3PCT	FT-FTA	PCT	OR	DR	REB	AST	PF	DQ	STL	TO	BLK	PTS	AVG
Davis	2-2	68	13-32	.406	4-12	.333	1-2	.500	3	2	5	11	3	0	3	6	0	31	15.5
Barnes	2-1	60	11-30	.367	4-13	.308	1-2	.500	7	6	13	11	7	0	1	4	2	27	13.5
Biedrins	2-2	60	10-19	.526	0-0	---	7-9	.778	10	7	17	4	7	0	1	1	1	27	13.5
Harrington	2-2	56	10-24	.417	5-13	.385	2-3	.667	1	8	9	2	6	0	3	0	0	27	13.5
Jackson	1-1	24	6-12	.500	1-4	.250	0-0	---	0	1	1	2	1	0	0	4	0	13	13.0
Croschere	1-0	22	3-6	.500	1-2	.500	5-5	1.000	1	2	3	3	0	0	0	3	0	12	12.0
Azubuike	2-1	55	6-19	.316	3-7	.429	1-2	.500	2	5	7	4	3	0	1	3	0	16	8.0
Ellis	2-1	54	4-9	.444	0-1	.000	6-10	.600	0	4	4	3	3	0	0	1	1	14	7.0
Wright	2-0	23	5-10	.500	0-0	---	3-7	.429	5	3	8	2	0	0	1	2	1	13	6.5
Pietrus	1-0	17	1-2	.500	0-1	.000	2-4	.500	1	1	2	2	3	0	1	0	0	4	4.0
Belinelli	2-0	20	2-5	.400	1-3	.333	0-0	---	0	1	1	1	2	0	1	3	0	5	2.5
Mbenga (TOT)	1-0	16	1-4	.250	0-0	---	0-0	---	2	1	3	1	2	0	0	1	0	2	2.0
Mbenga (GS)	1-0	16	1-4	.250	0-0	---	0-0	---	2	1	3	1	2	0	0	1	0	2	2.0
O'Bryant	1-0	5	0-2	.000	0-0	---	0-0	---	1	2	3	1	2	0	0	0	1	0	0.0
<b>WARRIORS</b>	<b>2</b>	<b>480</b>	<b>72-174</b>	<b>.414</b>	<b>19-56</b>	<b>.339</b>	<b>28-44</b>	<b>.636</b>	<b>33</b>	<b>43</b>	<b>76</b>	<b>47</b>	<b>39</b>	<b>0</b>	<b>12</b>	<b>28</b>	<b>6</b>	<b>191</b>	<b>95.5</b>
<b>PISTONS</b>	<b>2</b>	<b>480</b>	<b>85-164</b>	<b>.518</b>	<b>13-31</b>	<b>.419</b>	<b>37-49</b>	<b>.755</b>	<b>23</b>	<b>69</b>	<b>92</b>	<b>53</b>	<b>37</b>	<b>0</b>	<b>12</b>	<b>28</b>	<b>16</b>	<b>220</b>	<b>110.0</b>

**2008-09 SCHEDULE (ALL TIMES EASTERN)**

Thursday, November 13..... at Golden State..... 10:30 p.m..... FSN  
 Friday, March 6..... at Detroit..... 8:00 p.m..... FSN

**2007-08 RESULTS (2-0)**

DATE	SITE	W/L	SCORE	PISTONS HIGH SCORER	PISTONS HIGH REBS	PISTONS HIGH ASSISTS	WARRIORS HIGH SCORER	WARRIORS HIGH REBS	WARRIORS HIGH ASSISTS
11/14/07	Golden State	W	111-104	Hamilton/Prince/Wallace 22	Maxiell 14	Murray 12	Davis 29	Biedrins 11	Davis 10
12/16/07	Detroit	W	109-87	Prince 23	McDyess 11	Hamilton 6	Barnes 15	Barnes/Biedrins 6	Barnes 5

**CURRENT STREAKS VS. WARRIORS**

SITE	LAST WIN	SCORE	LAST LOSS	SCORE	STREAK	BONUS
At Home	12/16/07	109-87	3/5/07	93-111	Won 1	Won 12 of 13
On the Road	11/14/07	111-104	11/11/06	79-111	Won 1	Won 3 of 4
Overall	12/16/07	109-87	3/5/07	93-111	Won 2	Won 7 of 9

**PISTONS VS. WARRIORS SEASON-BY-SEASON**

YEAR	HOME	AWAY	NEUTRAL	TOTALS
57-58	2-2	3-1	0-1	5-4
58-59	3-1	2-2	0-1	5-4
59-60	2-2	0-4	0-1	2-7
60-61	3-0	1-3	1-2	5-5
61-62	1-3	0-2	0-2	1-7
62-63	3-2	2-2	2-1	7-5
63-64	1-3	1-4	1-2	3-9
64-65	4-0	3-1	1-1	8-2
65-66	2-1	0-2	0-5	2-8
66-67	1-2	0-4	1-1	2-7
67-68	2-1	1-3	1-0	4-4
68-69	2-1	0-3	0-0	2-4
69-70	2-1	1-2	0-0	3-3
70-71	0-3	1-1	0-0	1-4
71-72	0-2	0-3	0-0	0-5
72-73	2-1	0-3	0-0	2-4
73-74	2-1	3-0	0-0	5-1
74-75	1-1	0-2	0-0	1-3
75-76	0-2	0-3	0-0	0-5
76-77	2-0	1-1	0-0	3-1
77-78	2-0	0-2	0-0	2-2
78-79	1-1	0-2	0-0	1-3
79-80	0-1	1-0	0-0	1-1
80-81	0-1	0-1	0-0	0-2
81-82	1-0	1-0	0-0	2-0
82-83	1-0	1-0	0-0	2-0
83-84	1-0	0-1	0-0	1-1
84-85	1-0	1-0	0-0	2-0
85-86	1-0	0-1	0-0	1-1
86-87	1-0	0-1	0-0	1-1
87-88	1-0	1-0	0-0	2-0
88-89	1-0	0-1	0-0	1-1
89-90	1-0	0-1	0-0	1-1
90-91	1-0	0-1	0-0	1-1
91-92	0-1	1-0	0-0	1-1
92-93	0-1	0-1	0-0	0-2
93-94	0-1	0-1	0-0	0-2
94-95	1-0	0-1	0-0	1-1
95-96	1-0	1-0	0-0	2-0
96-97	1-0	1-0	0-0	2-0
97-98	1-0	1-0	0-0	2-0
98-99	1-0	1-0	0-0	2-0
99-00	1-0	1-0	0-0	2-0
00-01	1-0	0-1	0-0	1-1
01-02	1-0	0-1	0-0	1-1
02-03	1-0	0-1	0-0	1-1
03-04	1-0	0-1	0-0	1-1
04-05	1-0	1-0	0-0	2-0
05-06	1-0	1-0	0-0	2-0
06-07	0-1	0-1	0-0	0-2
07-08	1-0	1-0	0-0	2-0
<b>TOTALS</b>	<b>60-36</b>	<b>32-65</b>	<b>7-17</b>	<b>99-118</b>

**PISTONS VS. WARRIORS SERIES FACTS**

Largest Winning Margin:..... 33 vs. Golden State, February 26, 1997 (117-84)  
 Largest Losing Margin:..... 39, twice, at San Francisco, November 13, 1966 (96-135) and at San Francisco, February 4, 1964 (79-118)  
 Most Points Scored:..... 137 vs. Golden State, January 24, 1985 (137-118)  
 Most Points Allowed:..... 140 at San Francisco, October 23, 1962 (113-140)  
 Fewest Points Scored:..... 79 vs. San Francisco, January 15, 1964 (79-89) and at Golden State, November 11, 2006 (79-111)  
 Fewest Points Allowed:..... 71 at Golden State, November 12, 1997 (102-71)



# OPPONENTS • HOUSTON ROCKETS

Toyota Center  
1510 Polk Street  
Houston, TX 77002  
(713) 758-7200



## DIRECTORY

**Owner** ..... Leslie Alexander  
**Chief Executive Officer** ..... Tad Brown  
**General Manager** ..... Daryl Morey  
**Senior Consultant** ..... Carroll Dawson  
**Head Coach** ..... Rick Adelman  
**Assistant Coaches** ..... Elston Turner, Jack Sikma, T.R. Dunn, R.J. Adelman  
**Sr. Vice President of Basketball Operations/Athletic Trainer** ..... Keith Jones  
**Vice President of Basketball Operations** ..... Sam Hinkie  
**Director of Media Relations** ..... Nelson Luis  
**Manager of Media and Player Relations** ..... Tracey Hughes  
**Manager of Media Services** ..... Bob Schranz  
**Media Relations Coordinator** ..... Allan Rojas

## GENERAL INFORMATION

**Team Colors** ..... Red, White, Silver  
**Home Court** ..... Toyota Center (18,043)  
**Radio** ..... KILT SportsRadio (610 AM) - Craig Ackerman  
**Spanish Radio** ..... Adrian Chavarria  
**Television** ..... FSN Houston - Bill Worrell, Clyde Drexler, Matt Bullard  
**Cable** ..... my20 - Bill Worrell, Clyde Drexler, Matt Bullard

## BACKGROUND

**Founded** ..... 1967-68, San Diego Rockets; 1971-72, Houston Rockets  
**2007-08 Record** ..... .55-27, Third in Southwest Division  
**2007 Playoffs** ..... 2-4, Lost to Utah (2-4)

RICK ADELMAN  
HEAD COACH



## 2007-2008 SEASON SERIES (1-1) DETROIT PISTONS VS. HOUSTON

PLAYER	G-GS	MIN	FG-FGA	PCT	FG-FG3A	3PCT	FT-FTA	PCT	OR	DR	REB	AST	PF	DQ	STL	TO	BLK	PTS	AVG
Wallace	2-2	62	12-24	.500	4-8	.500	7-7	1.000	2	16	18	4	9	1	1	4	2	35	17.5
Hamilton	2-2	69	14-31	.452	2-2	1.000	1-2	.500	0	4	4	9	2	0	1	2	0	31	15.5
McDyess	2-2	62	9-21	.429	0-1	.000	6-6	1.000	3	16	19	2	7	0	4	4	1	24	12.0
Billups	2-2	68	8-24	.333	2-9	.222	5-7	.714	1	3	4	15	2	0	4	3	0	23	11.5
Maxiell	2-0	51	8-15	.533	0-0	---	7-11	.636	6	10	16	0	3	0	0	3	1	23	11.5
Prince	2-2	65	5-15	.333	1-3	.333	6-8	.750	4	5	9	3	3	0	2	2	0	17	8.5
Hayes	2-0	31	3-11	.273	2-4	.500	1-2	.500	3	3	6	0	3	0	0	0	0	9	4.5
Brezec (TOT)	2-1	25	3-5	.600	0-0	---	2-2	1.000	1	1	2	1	5	0	0	1	0	8	4.0
Brezec (DET)	1-0	11	2-3	.667	0-0	---	2-2	1.000	1	0	1	0	3	0	0	1	0	6	6.0
Murray	1-0	11	1-5	.200	0-0	---	0-4	.000	0	1	1	1	2	0	0	2	0	2	2.0
Affalo	2-0	27	0-4	.000	0-1	.000	1-2	.500	1	2	3	1	2	0	0	1	0	1	0.5
Hunter	1-0	5	0-1	.000	0-0	---	0-0	---	1	2	3	1	1	0	0	0	1	0	0.0
Johnson	1-0	6	0-2	.000	0-0	---	0-0	---	0	1	1	1	2	0	0	0	1	0	0.0
Stuckey	1-0	12	0-4	.000	0-0	---	0-0	---	1	0	1	1	2	0	0	1	0	0	0.0
<b>PISTONS</b>	<b>2</b>	<b>480</b>	<b>62-160</b>	<b>.388</b>	<b>11-28</b>	<b>.393</b>	<b>36-51</b>	<b>.706</b>	<b>23</b>	<b>63</b>	<b>86</b>	<b>38</b>	<b>41</b>	<b>1</b>	<b>12</b>	<b>24</b>	<b>6</b>	<b>171</b>	<b>85.5</b>
<b>ROCKETS</b>	<b>2</b>	<b>480</b>	<b>63-146</b>	<b>.432</b>	<b>14-35</b>	<b>.400</b>	<b>22-45</b>	<b>.489</b>	<b>18</b>	<b>66</b>	<b>84</b>	<b>42</b>	<b>38</b>	<b>0</b>	<b>14</b>	<b>31</b>	<b>14</b>	<b>162</b>	<b>81.0</b>

## 2007-2008 SEASON SERIES (1-1) HOUSTON ROCKETS VS. DETROIT

PLAYER	G-GS	MIN	FG-FGA	PCT	FG-FG3A	3PCT	FT-FTA	PCT	OR	DR	REB	AST	PF	DQ	STL	TO	BLK	PTS	AVG
McGrady	2-2	61	19-35	.543	3-7	.429	2-8	.250	0	4	4	6	2	0	2	4	1	43	21.5
Yao	2-2	70	13-34	.382	0-0	---	7-11	.636	2	16	18	6	5	0	2	8	5	33	16.5
Brooks	1-0	18	3-6	.500	2-4	.500	4-4	1.000	1	0	1	1	1	0	0	3	1	12	12.0
Scola	2-0	35	8-12	.667	0-0	---	2-4	.500	2	7	9	1	6	0	0	2	0	18	9.0
Head	2-0	45	-16	.375	4-10	.400	1-3	.333	0	8	8	3	3	0	2	2	0	17	8.5
Alston	2-2	65	6-15	.400	4-10	.400	0-0	---	0	3	3	9	4	0	1	3	2	16	8.0
Battier	2-2	58	3-9	.333	1-4	.250	2-2	1.000	2	8	10	4	5	0	2	3	2	9	4.5
Wells	2-0	27	3-9	.333	0-0	---	2-9	.222	1	4	5	2	4	0	0	1	1	8	4.0
Hayes	2-2	68	2-9	.222	0-0	---	1-2	.500	9	11	20	8	5	0	5	3	2	5	2.5
Snyder	1-0	4	0-0	---	0-0	---	1-2	.500	0	1	1	1	1	0	0	0	0	1	1.0
James	1-0	9	0-0	---	0-0	---	0-0	---	0	0	0	1	1	0	0	0	0	0	0.0
Mutombo	1-0	18	0-1	.000	0-0	---	0-0	---	1	4	5	0	2	0	0	0	0	0	0.0
<b>ROCKETS</b>	<b>2</b>	<b>480</b>	<b>63-146</b>	<b>.432</b>	<b>14-35</b>	<b>.400</b>	<b>22-45</b>	<b>.489</b>	<b>18</b>	<b>66</b>	<b>84</b>	<b>42</b>	<b>38</b>	<b>0</b>	<b>14</b>	<b>31</b>	<b>14</b>	<b>162</b>	<b>81.0</b>
<b>PISTONS</b>	<b>2</b>	<b>480</b>	<b>62-160</b>	<b>.388</b>	<b>11-28</b>	<b>.393</b>	<b>36-51</b>	<b>.706</b>	<b>23</b>	<b>63</b>	<b>86</b>	<b>38</b>	<b>41</b>	<b>1</b>	<b>12</b>	<b>24</b>	<b>6</b>	<b>171</b>	<b>85.5</b>

# HOUSTON ROCKETS • OPPONENTS

## 2008-09 SCHEDULE (ALL TIMES EASTERN)

Sunday, January 25 ..... at Detroit ..... 6:30 p.m. .... FSN/ESPN  
Wednesday, March 18 ..... at Houston ..... 9:30 p.m. .... FSN/ESPN

## 2007-08 RESULTS (1-1)

DATE	SITE	W/L	SCORE	PISTONS HIGH SCORER	PISTONS HIGH REBS	PISTONS HIGH ASSISTS	ROCKETS HIGH SCORER	ROCKETS HIGH REBS	ROCKETS HIGH ASSISTS
12/12/07	Houston	L	77-80	Wallace 21	Maxiell 13	Billups 7	McGrady 29	Yao 13	Alston/McGrady 6
12/23/07	Detroit	W	94-82	Hamilton 17	McDyess 11	Billups 8	Scola 18	Hayes/Scola 9	Hayes 4

## CURRENT STREAKS VS. ROCKETS

SITE	LAST WIN	SCORE	LAST LOSS	SCORE	STREAK	BONUS
At Home	12/23/07	94-82	2/8/01	90-103	Won 7	Won 11 of 12
On the Road	11/18/05	78-70	12/12/07	77-80	Lost 2	Lost 12 of 15
Overall	12/23/07	94-82	12/12/07	77-80	Won 1	Won 10 of 14

## PISTONS VS. ROCKETS SEASON-BY-SEASON

YEAR	HOME	AWAY	NEUTRAL	TOTALS
67-68	2-0	1-2	2-0	5-2
68-69	2-0	0-3	1-0	3-3
69-70	2-1	1-2		3-3
70-71	3-0	1-2		4-2
71-72	1-2	1-1	1-0	3-3
72-73	1-1	0-1	0-1	1-3
73-74	2-0	1-1		3-1
74-75	2-0	0-2		2-2
75-76	2-0	0-2		2-2
76-77	2-0	0-2		2-2
77-78	2-0	1-1		3-1
78-79	2-0	0-2		2-2
79-80	1-2	0-3		1-5
80-81	0-1	1-0		1-1
81-82	1-0	1-0		2-0
82-83	1-0	1-0		2-0
83-84	0-1	1-0		1-1
84-85	1-0	0-1		1-1
85-86	1-0	0-1		1-1
86-87	0-1	1-0		1-1
87-88	0-1	1-0		1-1
88-89	1-0	0-1		1-1
89-90	1-0	0-1		1-1
90-91	1-0	1-0		2-0
91-92	1-0	1-0		2-0
92-93	1-0	0-1		1-1
93-94	0-1	0-1		0-2
94-95	0-1	0-1		0-2
95-96	1-0	0-1		1-1
96-97	1-0	0-1		1-1
97-98	1-0	0-1		1-1
98-99				-
99-00	1-0	0-1		1-1
00-01	0-1	0-1		0-2
01-02	1-0	0-1		1-1
02-03	1-0	1-0		2-0
03-04	1-0	0-1		1-1
04-05	1-0	1-0		2-0
05-06	1-0	1-0		2-0
06-07	1-0	0-1		1-1
07-08	1-0	0-1		1-1
<b>TOTALS</b>	<b>44-13</b>	<b>17-40</b>	<b>4-1</b>	<b>65-54</b>

## PISTONS VS. ROCKETS SERIES FACTS

Largest Winning Margin: ..... 28 vs. Houston, December 9, 2001 (105-77)  
Largest Losing Margin: ..... 23 vs. Houston, February 10, 1994 (81-104)  
Most Points Scored: ..... 140 vs. San Diego, March 6, 1968 (140-118)  
Most Points Allowed: ..... 132, twice at San Diego, March 19, 1970 (118-132) and at San Diego, November 12, 1969 (119-132)  
Fewest Points Scored: ..... 77 at Houston, December 12, 2007 (77-80)  
Fewest Points Allowed: ..... 66 vs. Houston, January 7, 2004 (85-66)





125 South Pennsylvania Street  
Indianapolis, IN 46204  
(317) 917-2500

**DIRECTORY**

**Owners** ..... Melvin Simon, Herbert Simon  
**Chairman and Chief Executive Officer** ..... Herbert Simon  
**President of Basketball Operations** ..... Larry Bird  
**General Manager** ..... David Morway  
**Director of Player Personnel/Assistant Coach** ..... Mel Daniels  
**Head Coach** ..... Jim O'Brien  
**Assistant Coaches** ..... Dan Burke, Lester Conner, Jay DeFruscio, Dick Harter, Frank Vogel  
**Athletic Trainer/Team Administrator** ..... Josh Corbeil  
**Director of Public Information** ..... David Benner  
**Public Information Manager** ..... Krissy Myers  
**Public Information Assistant** ..... Tim Edwards

**GENERAL INFORMATION**

**Team Colors** ..... Blue, Gold  
**Home Court** ..... Conseco Fieldhouse (18,165)  
**Radio** ..... WIBC (1070 AM) - Mark Boyle, Bob Leonard  
**Television** ..... FSN Indiana - Quinn Buckner, Chris Denari, Clark Kellogg, Stacy Paetz

**BACKGROUND**

**Founded** ..... 1967-68, Indiana Pacers (ABA); 1976-77, Indiana Pacers (NBA)  
**2007-08 Record** ..... 36-46, Third in Central Division  
**2008 Playoffs** ..... Did not qualify



JIM O'BRIEN  
HEAD COACH

**2007-2008 SEASON SERIES (4-0) DETROIT PISTONS VS. INDIANA**

PLAYER	G-GS	MIN	FG-FGA	PCT	FG-FG3A	3PCT	FT-FTA	PCT	OR	DR	REB	AST	PF	DQ	STL	TO	BLK	PTS	AVG
Hamilton	4-4	126	30-56	.536	10-11	.909	6-6	1.000	4	13	17	19	8	0	5	5	0	76	19.0
Billups	4-4	133	17-39	.436	4-14	.286	20-20	1.000	4	5	9	27	6	0	10	9	2	58	14.5
Prince	4-4	119	21-44	.477	1-4	.250	13-16	.813	3	11	14	5	3	0	1	1	2	56	14.0
Wallace	4-4	118	20-48	.417	4-16	.250	8-10	.800	3	27	30	7	10	0	4	5	9	52	13.0
Hayes	4-0	56	16-22	.727	7-11	.636	2-4	.500	1	8	9	4	7	0	2	2	0	41	10.3
Stuckey	4-0	72	12-30	.400	1-4	.250	13-16	.813	3	8	11	12	11	0	4	5	0	38	9.5
Maxiell	4-0	81	11-25	.440	0-0	---	11-15	.733	6	15	21	1	9	0	0	5	3	33	8.3
McDyess	4-4	115	11-29	.379	0-0	---	7-14	.500	11	19	30	14	10	0	2	4	4	29	7.3
Johnson	3-0	56	8-18	.444	0-0	---	2-4	.500	11	13	24	3	10	0	1	4	9	18	6.0
Affialo	4-0	53	4-12	.333	1-1	1.000	4-8	.500	2	7	9	3	2	0	1	2	2	13	3.3
Brezec (TOT)	3-1	30	2-6	.333	0-0	---	0-1	.000	1	2	0	0	5	0	0	3	1	4	1.3
Brezec (DET)	2-0	12	1-2	.500	0-0	---	0-1	.000	0	0	0	0	3	0	0	0	1	2	1.0
Herrmann (TOT)	2-0	18	1-3	.333	0-2	.000	0-0	---	1	2	3	0	2	0	0	1	0	2	1.0
Herrmann (DET)	2-0	18	1-3	.333	0-2	.000	0-0	---	1	2	3	0	2	0	0	1	0	2	1.0
<b>PISTONS</b>	<b>4</b>	<b>960</b>	<b>152-328</b>	<b>.463</b>	<b>28-63</b>	<b>.444</b>	<b>86-114</b>	<b>.754</b>	<b>49</b>	<b>128</b>	<b>177</b>	<b>95</b>	<b>81</b>	<b>0</b>	<b>30</b>	<b>46</b>	<b>32</b>	<b>418</b>	<b>104.5</b>
<b>PACERS</b>	<b>4</b>	<b>960</b>	<b>131-312</b>	<b>.420</b>	<b>31-67</b>	<b>.463</b>	<b>84-106</b>	<b>.792</b>	<b>39</b>	<b>120</b>	<b>159</b>	<b>78</b>	<b>85</b>	<b>0</b>	<b>23</b>	<b>54</b>	<b>21</b>	<b>377</b>	<b>94.3</b>

**2007-2008 SEASON SERIES (0-4) INDIANA PACERS VS. DETROIT**

PLAYER	G-GS	MIN	FG-FGA	PCT	FG-FG3A	3PCT	FT-FTA	PCT	OR	DR	REB	AST	PF	DQ	STL	TO	BLK	PTS	AVG
O'Neal	2-2	68	15-31	.484	0-0	---	15-18	.833	3	14	17	9	4	0	1	3	5	45	22.5
Dunleavy	4-4	125	21-36	.583	8-10	.800	13-13	1.000	1	16	17	15	7	0	4	7	1	63	15.8
Diener	2-1	44	10-15	.667	6-10	.600	3-4	.750	0	3	3	5	7	0	2	2	0	29	14.5
Granger	4-4	126	19-44	.432	2-10	.200	8-8	1.000	3	9	12	11	11	0	4	10	3	48	12.0
Murphy	4-4	109	17-36	.472	1-6	.167	9-9	1.000	5	19	24	11	10	0	2	2	1	44	11.0
Diogu	3-0	46	8-24	.333	0-0	---	11-14	.786	8	7	15	1	5	0	0	1	0	27	9.0
Rush	4-0	109	13-36	.361	8-14	.571	2-4	.500	2	12	14	2	1	0	0	5	3	36	9.0
Williams	3-0	40	5-19	.263	1-4	.250	7-10	.700	3	2	5	3	5	0	2	3	3	18	6.0
Owens	4-1	75	7-22	.318	3-8	.375	5-6	.833	1	9	10	8	7	0	2	4	1	22	5.5
Daniels	4-1	80	5-23	.217	2-4	.500	7-12	.583	3	8	11	6	10	0	4	5	0	19	4.8
Graham	2-0	12	3-6	.500	0-1	.000	3-4	.750	0	2	2	1	2	0	0	0	0	9	4.5
Tinsley	1-1	18	2-3	.667	0-0	---	0-0	---	0	0	0	2	1	0	1	3	0	4	4.0
Foster	4-2	85	5-13	.385	0-0	---	1-4	.250	10	18	28	4	9	0	1	4	0	11	2.8
Harrison	2-0	24	1-4	.250	0-0	---	0-0	---	0	1	1	0	6	0	0	3	4	2	1.0
<b>PACERS</b>	<b>4</b>	<b>960</b>	<b>131-312</b>	<b>.420</b>	<b>31-67</b>	<b>.463</b>	<b>84-106</b>	<b>.792</b>	<b>39</b>	<b>120</b>	<b>159</b>	<b>78</b>	<b>85</b>	<b>0</b>	<b>23</b>	<b>54</b>	<b>21</b>	<b>377</b>	<b>94.3</b>
<b>PISTONS</b>	<b>4</b>	<b>960</b>	<b>152-328</b>	<b>.463</b>	<b>28-63</b>	<b>.444</b>	<b>86-114</b>	<b>.754</b>	<b>49</b>	<b>128</b>	<b>177</b>	<b>95</b>	<b>81</b>	<b>0</b>	<b>30</b>	<b>46</b>	<b>32</b>	<b>418</b>	<b>104.5</b>

**2008-09 SCHEDULE (ALL TIMES EASTERN)**

Wednesday, October 29	at Detroit	8:00 p.m.	FSN
Friday, December 12	at Detroit	8:00 p.m.	FSN+
Wednesday, January 14	at Indiana	7:00 p.m.	FSN
Saturday, April 11	at Indiana	7:00 p.m.	FSN

**2007-08 RESULTS (4-0)**

DATE	SITE	W/L	SCORE	PISTONS HIGH SCORER	PISTONS HIGH REBS	PISTONS HIGH ASSISTS	PACERS HIGH SCORER	PACERS HIGH REBS	PACERS HIGH ASSISTS
12/28/07	Detroit	W	114-101	Hamilton 23	Johnson 9	Hamilton 9	O'Neal 25	Diogu 10	O'Neal 4
12/29/07	Indiana	W	98-92	Hamilton 24	Wallace 10	Billups 7	O'Neal 20	O'Neal 11	O'Neal 5
1/29/08	Indiana	W	110-104	Wallace 24	McDyess 13	Billups 8	Dunleavy 25	Foster 13	Dunleavy 7
2/13/08	Detroit	W	96-80	Billups/Hamilton/Prince 14	Maxiell 11	Billups 6	Diogu 14	Murphy/Owens 6	Dunleavy 3

**CURRENT STREAKS VS. PACERS**

SITE	LAST WIN	SCORE	LAST LOSS	SCORE	STREAK	BONUS
At Home	2/13/08	96-80	12/29/06	92-93	Won 3	Won 5 of 6
On the Road	1/29/08	110-104	12/13/06	90-101	Won 3	Won 6 of 8
Overall	2/13/08	96-80	12/29/06	92-93	Won 6	Won 9 of 12

**PISTONS VS. PACERS SEASON-BY-SEASON**

YEAR	HOME	AWAY	NEUTRAL	TOTAL
76-77	2-0	0-2		2-2
77-78	1-1	0-2		1-3
78-79	2-0	0-2		2-2
79-80	1-2	0-3		1-5
80-81	1-2	1-2		2-4
81-82	2-1	0-3		2-4
82-83	3-0	1-2		4-2
83-84	2-1	2-1		4-2
84-85	3-0	3-0		6-0
85-86	3-0	2-1		5-1
86-87	2-1	1-2		3-3
87-88	2-1	1-2		3-3
88-89	3-0	1-2		4-2
89-90	3-0	1-1		4-1
90-91	1-1	2-1		3-2
91-92	1-1	1-1		2-2
92-93	2-1	1-1		3-2
93-94	0-2	1-2		1-4
94-95	2-0	0-2		2-2
95-96	2-0	0-2		2-2
96-97	1-1	2-0		3-1
97-98	1-1	0-2		1-3
98-99	1-1	1-0		2-1
99-00	0-2	1-1		1-3
00-01	1-1	0-2		1-3
01-02	1-1	2-0		3-1
02-03	1-1	1-1		2-2
03-04	1-1	0-2		1-3
04-05	0-2	2-0		2-2
05-06	2-0	1-1		3-1
06-07	1-1	1-1		2-2
07-08	2-0	2-0		4-0
<b>TOTALS</b>	<b>50-26</b>	<b>31-44</b>		<b>81-70</b>

**PISTONS VS. PACERS SERIES FACTS**

Largest Winning Margin: ..... 46 vs. Indiana, April 2, 1987 (119-73)  
 Largest Losing Margin: ..... 26 at Indiana, February 15, 1985 (88-114)  
 Most Points Scored: ..... 135 at Indiana, February 2, 1983 (135-141)  
 Most Points Allowed: ..... 141 at Indiana, February 2, 1983 (135-141)  
 Fewest Points Scored: ..... 69 at Indiana, January 20, 2004 (69-81)  
 Fewest Points Allowed: ..... 61 vs. Indiana, April 4, 2004 (79-61)



6951 South Centinela Boulevard  
Playa Vista, CA 90094  
(310) 862-6000



**DIRECTORY**

**Chairman of the Board/Owner/NBA Governor** ..... Donald T. Sterling  
**President & NBA Alternate Governor** ..... Andy Roeser  
**Vice President of Basketball Operations** ..... Elgin Baylor  
**Head Coach** ..... Mike Dunleavy  
**Assistant Coaches** ..... Jim Eym, Kim Hughes, Rory White  
**Assistant Coach/Director of Player Development** ..... Neal Meyer  
**Director of Player Personnel** ..... Neil Olshey  
**Athletic Trainer** ..... Jasen Powell  
**Vice President of Communications** ..... Joe Safety  
**Director of Communications** ..... Rob Raichlen  
**Assistant Director of Communications** ..... Seth Burton  
**Assistant Director of Media Services** ..... Ta'Nisha Cooper  
**Media Services Coordinator** ..... Steven Esparza

**GENERAL INFORMATION**

**Team Colors** ..... Red, White, Blue  
**Home Court** ..... STAPLES Center (19,060)  
**Radio** ..... 710 ESPN - Ralph Lawler, Michael Smith, Brian Sieman  
**Television** ..... KTLA the CW, FSN PRIME TICKET - Ralph Lawler, Michael Smith

**BACKGROUND**

**Founded** ..... 1970-71, Buffalo Braves; 1978-79, San Diego Clippers  
**2007-08 Record** ..... 23-59, Fifth in Pacific Division  
**2008 Playoffs** ..... Did not qualify

MIKE DUNLEAVY  
HEAD COACH



**2007-2008 SEASON SERIES (2-0) DETROIT PISTONS VS. L.A. CLIPPERS**

PLAYER	G-GS	MIN	FG-FGA	PCT	FG-FG3A	3PCT	FT-FTA	PCT	OR	DR	REB	AST	PF	DQ	STL	TO	BLK	PTS	AVG
Billups	1-1	27	8-14	.571	6-8	.750	1-1	1.000	0	1	1	5	1	0	0	2	0	23	23.0
Mohammed	1-0	24	5-12	.417	0-0	---	5-8	.625	3	4	7	0	2	0	0	1	2	15	15.0
Prince	2-2	60	13-25	.520	0-1	.000	4-4	1.000	0	8	8	10	3	0	1	0	0	30	15.0
Dixon (TOT)	1-0	23	6-7	.857	2-3	.667	0-0	---	0	2	2	6	3	0	0	2	0	14	14.0
Dixon (DET)	1-0	23	6-7	.857	2-3	.667	0-0	---	0	2	2	6	3	0	0	2	0	14	14.0
Hamilton	2-2	57	11-23	.478	0-3	.000	2-4	.500	0	8	8	15	2	0	2	3	0	24	12.0
Wallace	2-2	41	9-13	.692	2-2	1.000	3-3	1.000	1	9	10	3	6	0	0	1	4	23	11.5
Murray	1-0	21	4-9	.444	0-1	.000	1-2	.500	0	3	3	4	0	0	0	1	0	9	9.0
Stuckey	1-1	25	4-8	.500	0-0	---	1-3	.333	1	4	5	2	4	0	1	3	0	9	9.0
Hayes	2-0	46	6-16	.375	3-9	.333	0-0	---	2	7	9	1	5	0	1	1	1	15	7.5
McDyess	2-2	45	7-9	.778	0-0	---	0-0	---	4	5	9	3	8	0	1	2	0	14	7.0
Maxiell	2-0	38	6-15	.400	0-0	---	0-0	---	6	10	16	1	5	0	0	4	2	12	6.0
Afflalo	2-0	34	3-7	.429	1-3	.333	2-2	1.000	0	6	6	1	2	0	2	3	0	9	4.5
Herrmann (TOT)	2-0	7	2-5	.400	0-2	.000	1-3	.333	1	3	4	2	1	0	0	0	0	5	2.5
Herrmann (DET)	1-0	5	2-4	.500	0-1	.000	0-1	.000	1	2	3	2	0	0	0	0	0	4	4.0
Johnson	2-0	35	2-6	.333	0-0	---	1-2	.500	3	7	10	2	2	0	0	1	3	5	2.5
<b>PISTONS</b>	<b>2</b>	<b>480</b>	<b>86-168</b>	<b>.512</b>	<b>14-31</b>	<b>.452</b>	<b>20-30</b>	<b>.667</b>	<b>21</b>	<b>76</b>	<b>97</b>	<b>55</b>	<b>43</b>	<b>0</b>	<b>8</b>	<b>24</b>	<b>12</b>	<b>206</b>	<b>103.0</b>
<b>CLIPPERS</b>	<b>2</b>	<b>480</b>	<b>50-143</b>	<b>.350</b>	<b>4-19</b>	<b>.211</b>	<b>48-62</b>	<b>.774</b>	<b>17</b>	<b>53</b>	<b>70</b>	<b>24</b>	<b>34</b>	<b>0</b>	<b>6</b>	<b>28</b>	<b>5</b>	<b>152</b>	<b>76.0</b>

**2007-2008 SEASON SERIES (0-2) LOS ANGELES CLIPPERS VS. DETROIT**

PLAYER	G-GS	MIN	FG-FGA	PCT	FG-FG3A	3PCT	FT-FTA	PCT	OR	DR	REB	AST	PF	DQ	STL	TO	BLK	PTS	AVG
Maggette	2-2	72	9-26	.346	1-4	.250	22-26	.846	1	10	11	3	6	0	1	4	0	41	20.5
Kaman	2-2	73	14-31	.452	0-0	---	10-12	.833	8	13	21	2	4	0	0	6	1	38	19.0
Thomas	1-1	32	3-13	.231	1-6	.167	2-2	1.000	0	5	5	2	2	0	0	0	1	9	9.0
Davis	1-0	9	3-6	.500	0-0	---	1-2	.500	2	0	2	0	0	0	0	1	1	7	7.0
Powell	2-1	47	4-13	.308	0-1	.000	5-6	.833	2	6	8	4	2	0	1	2	0	13	6.5
Dickau	2-0	28	5-8	.625	1-1	1.000	0-0	---	0	1	1	1	1	0	0	1	1	11	5.5
Knight	2-1	41	3-9	.333	0-0	---	4-4	1.000	2	4	6	3	3	0	1	1	0	10	5.0
Thornton	2-0	52	4-15	.267	1-4	.250	1-4	.250	0	4	4	2	4	0	0	5	0	10	5.0
Cassell	1-1	23	1-5	.200	0-2	.000	2-2	1.000	0	1	1	4	1	0	1	0	0	4	4.0
Mobley	1-1	28	2-7	.286	0-1	.000	0-0	---	0	0	0	2	2	0	0	1	0	4	4.0
A. Williams	1-0	11	1-2	.500	0-0	---	0-2	.000	0	2	2	0	3	0	0	1	1	2	2.0
Patterson	1-0	16	0-4	.000	0-0	---	1-2	.500	1	2	3	1	2	0	1	0	0	1	1.0
Ross	2-1	39	1-3	.333	0-0	---	0-0	---	1	5	6	0	3	0	1	1	0	2	1.0
Barrett	1-0	5	0-0	---	0-0	---	0-0	---	0	0	0	0	0	0	0	1	0	0	0.0
Fazekas (TOT)	1-0	5	0-1	.000	0-0	---	0-0	---	0	0	0	0	1	0	0	1	0	0	0.0
Fazekas (LAC)	1-0	5	0-1	.000	0-0	---	0-0	---	0	0	0	0	1	0	0	1	0	0	0.0
<b>CLIPPERS</b>	<b>2</b>	<b>480</b>	<b>50-143</b>	<b>.350</b>	<b>4-19</b>	<b>.211</b>	<b>48-62</b>	<b>.774</b>	<b>17</b>	<b>53</b>	<b>70</b>	<b>24</b>	<b>34</b>	<b>0</b>	<b>6</b>	<b>28</b>	<b>5</b>	<b>152</b>	<b>76.0</b>
<b>PISTONS</b>	<b>2</b>	<b>480</b>	<b>86-168</b>	<b>.512</b>	<b>14-31</b>	<b>.452</b>	<b>20-30</b>	<b>.667</b>	<b>21</b>	<b>76</b>	<b>97</b>	<b>55</b>	<b>43</b>	<b>0</b>	<b>8</b>	<b>24</b>	<b>12</b>	<b>206</b>	<b>103.0</b>

**2008-09 SCHEDULE (ALL TIMES EASTERN)**

Sunday, January 4 ..... at L.A. Clippers ..... 3:30 p.m. .... FSN  
 Friday, March 20 ..... at Detroit ..... 8:00 p.m. .... FSN+

**2007-08 RESULTS (2-0)**

DATE	SITE	W/L	SCORE	PISTONS HIGH SCORER	PISTONS HIGH REBS	PISTONS HIGH ASSISTS	CLIPPERS HIGH SCORER	CLIPPERS HIGH REBS	CLIPPERS HIGH ASSISTS
11/9/07	Detroit	W	103-79	Billups 23	Maxiell 8	Hamilton 10	Kaman 25	Kaman 7	Cassell 4
3/1/08	L.A. Clippers	W	103-73	Prince 22	Maxiell 8	Prince 10	Maggette 22	Kaman 14	Maggette/Powell 3

**CURRENT STREAKS VS. CLIPPERS**

SITE	LAST WIN	SCORE	LAST LOSS	SCORE	STREAK	BONUS
At Home	11/9/08	103-79	2/19/01	106-111 (OT)	Won 7	Won 14 of 15
On the Road	3/1/08	103-73	11/3/02	72-74	Won 5	Won 9 of 12
Overall	3/1/08	103-73	11/3/02	72-74	Won 10	Won 11 of 12

**PISTONS VS. CLIPPERS SEASON-BY-SEASON**

YEAR	HOME	AWAY	NEUTRAL	TOTAL
70-71	2-1	3-0		5-1
71-72	3-0	1-2		4-2
72-73	2-0	1-1		3-1
73-74	2-0	1-1		3-1
74-75	1-1	1-1		2-2
75-76	2-0	1-1		3-1
76-77	1-1	0-2		1-3
77-78	1-1	2-0		3-1
78-79	1-1	1-1		2-2
79-80	0-1	0-1		0-2
80-81	1-0	0-1		1-1
81-82	1-0	1-0		2-0
82-83	0-1	1-0		1-1
83-84	1-0	1-0		2-0
84-85	1-0	0-1		1-1
85-86	1-0	1-0		2-0
86-87	1-0	1-0		2-0
87-88	1-0	0-1		1-1
88-89	1-0	1-0		2-0
89-90	1-0	0-1		1-1
90-91	1-0	1-0		2-0
91-92	0-1	0-1		0-2
92-93	1-0	0-1		1-1
93-94	1-0	0-1		1-1
94-95	1-0	0-1		1-1
95-96	1-0	1-0		2-0
96-97	1-0	1-0		2-0
97-98	1-0	1-0		2-0
98-99				-
99-00	1-0	1-0		2-0
00-01	0-1	0-1		0-2
01-02	1-0	0-1		1-1
02-03	1-0	0-1		1-1
03-04	1-0	1-0		2-0
04-05	1-0	1-0		2-0
05-06	1-0	1-0		2-0
06-07	1-0	1-0		2-0
07-08	1-0	1-0		2-0
<b>TOTALS</b>	<b>39-9</b>	<b>27-21</b>		<b>66-30</b>

**PISTONS VS. CLIPPERS SERIES FACTS**

Largest Winning Margin: ..... 30, at L.A. Clippers, March 1, 2008 (103-73)  
 Largest Losing Margin: ..... 30 at L.A. Clippers, March 15, 1995 (87-117)  
 Most Points Scored: ..... 132 at San Diego, March 21, 1984 (132-123)  
 Most Points Allowed: ..... 137 at San Diego, January 2, 1979 (119-137)  
 Fewest Points Scored: ..... 72 at L.A. Clippers, November 3, 2002 (72-74)  
 Fewest Points Allowed: ..... 73 at L.A. Clippers, March 1, 2008 (72-74)



555 N. Nash Street  
El Segundo, CA 90245  
(310) 426-6000



**DIRECTORY**

**Owner, President, Governor & Director**..... Dr. Jerry H. Buss  
**Co-Owners**..... Phillip F. Anschutz, Edward P. Roski, Jr.  
**Co-Owner/Vice President**..... Earvin Johnson  
**General Manager**..... Mitch Kupchak  
**VP of Player Personnel/Alternate Governor**..... Jim Buss  
**Assistant General Manager**..... Ronnie Lester  
**Head Coach**..... Phil Jackson  
**Assistant Coaches**..... Jim Clemons, Frank Hamblen, Kurt Rambis, Brian Shaw  
**Special Assistant Coaches**..... Kareem Abdul-Jabbar, Craig Hodges  
**Basketball Consultant**..... Tex Winter  
**Athletic Trainer**..... Gary Vitti  
**Vice President of Public Relations**..... John Black  
**Senior Manager of Public Relations**..... Alison Bogli  
**Manager of Public Relations**..... Josh Rupprecht  
**Public Relations Coordinator**..... Nick Mazzella  
**Public Relations Assistant**..... Matt Fleer

**GENERAL INFORMATION**

**Team Colors**..... Purple, Gold  
**Home Court**..... STAPLES Center (18,997)  
**Radio**..... AM 570 - Spero Dedes, Mychal Thompson  
**Spanish Radio**..... ESPN Deportes (1330 AM) - Fernando Gonzalez, Pepe Mantilla  
**Television/Cable**..... KCAL-TV, FSN West - Joel Meyers, Stu Lantz

**BACKGROUND**

**Founded**..... 1948-49, Minneapolis Lakers; 1960-61, Los Angeles Lakers  
**2007-08 Record**..... 57-25, First in Pacific Division  
**2008 Playoffs**..... 14-7, Defeated Denver (4-0), Defeated Utah (4-2), Defeated San Antonio (4-1), Lost to Boston (2-4)

PHIL JACKSON  
HEAD COACH



**2007-2008 SEASON SERIES (1-1) DETROIT PISTONS VS. L.A. LAKERS**

PLAYER	G-GS	MIN	FG-FGA	PCT	FG-FG3A	3PCT	FT-FTA	PCT	OR	DR	REB	AST	PF	DQ	STL	TO	BLK	PTS	AVG
Prince	2-2	73	14-29	.483	1-3	.333	9-10	.900	4	9	13	6	2	0	1	3	0	38	19.0
Billups	1-1	32	5-10	.500	3-5	.600	3-4	.750	0	3	3	7	1	0	2	3	0	16	16.0
Hamilton	2-2	65	13-27	.481	1-2	.500	3-4	.750	2	2	4	7	10	0	6	7	0	30	15.0
Murray	1-1	41	6-18	.333	0-4	.000	3-5	.600	4	2	6	6	1	0	0	4	0	15	15.0
Stuckey	1-0	16	4-5	.800	0-0	---	2-2	1.000	0	1	1	3	0	0	1	0	0	10	10.0
Wallace	2-2	61	8-27	.296	1-8	.125	2-2	1.000	3	9	12	0	8	0	4	5	4	19	9.5
Hayes	2-0	29	8-15	.533	1-4	.250	0-0	---	1	4	5	1	3	0	2	1	0	17	8.5
Affalo	2-0	30	5-8	.625	2-3	.667	2-2	1.000	0	4	4	3	3	0	1	2	0	14	7.0
Maxiell	2-1	44	1-6	.167	0-0	---	8-10	.800	3	6	9	0	6	0	0	1	2	10	5.0
McDyess	1-1	33	1-4	.250	0-0	---	1-2	.500	3	9	12	1	3	0	3	2	1	3	3.0
Johnson	2-0	31	2-5	.400	0-0	---	1-2	.500	3	13	16	2	7	0	2	2	5	5	2.5
Mohammed	1-0	4	1-2	.500	0-0	---	0-0	---	1	0	1	0	1	0	0	1	0	2	2.0
Samb	1-0	15	1-1	1.000	0-0	---	0-0	---	1	3	4	0	2	0	1	0	2	2	2.0
Hunter	1-0	7	0-1	.000	0-0	---	0-0	---	0	1	1	2	0	0	0	3	0	0	0.0
<b>PISTONS</b>	<b>2</b>	<b>480</b>	<b>69-158</b>	<b>.437</b>	<b>9-29</b>	<b>.310</b>	<b>34-43</b>	<b>.791</b>	<b>25</b>	<b>66</b>	<b>91</b>	<b>38</b>	<b>47</b>	<b>0</b>	<b>23</b>	<b>35</b>	<b>14</b>	<b>181</b>	<b>90.5</b>
<b>LAKERS</b>	<b>2</b>	<b>480</b>	<b>64-159</b>	<b>.403</b>	<b>16-43</b>	<b>.372</b>	<b>48-67</b>	<b>.716</b>	<b>32</b>	<b>51</b>	<b>83</b>	<b>36</b>	<b>37</b>	<b>0</b>	<b>21</b>	<b>31</b>	<b>5</b>	<b>192</b>	<b>96.0</b>

**2007-2008 SEASON SERIES (1-1) LOS ANGELES LAKERS VS. DETROIT**

PLAYER	G-GS	MIN	FG-FGA	PCT	FG-FG3A	3PCT	FT-FTA	PCT	OR	DR	REB	AST	PF	DQ	STL	TO	BLK	PTS	AVG
Bryant	2-2	84	18-43	.419	4-8	.500	18-20	.900	3	11	14	12	4	0	3	13	1	58	29.0
Odom	2-2	79	10-20	.500	1-4	.250	10-16	.625	11	11	22	6	3	0	4	5	0	31	15.5
Gasol (TOT)	2-2	72	10-26	.385	1-1	1.000	7-9	.778	5	13	18	6	5	0	0	1	1	28	14.0
Bynum	1-0	22	5-11	.455	0-0	---	2-2	1.000	5	2	7	1	3	0	0	2	1	12	12.0
Turiaf	1-0	29	5-6	.833	0-0	---	2-5	.400	0	5	5	0	4	0	1	2	2	12	12.0
Fisher	2-2	57	8-23	.348	2-7	.286	4-4	1.000	1	4	5	4	4	0	2	1	0	22	11.0
Cook	1-1	19	2-10	.200	2-5	.400	4-4	1.000	1	0	1	0	2	0	1	0	0	10	10.0
Radmanovic	2-1	48	6-16	.375	4-10	.400	2-4	.500	3	3	6	2	6	0	0	5	0	18	9.0
Farmer	2-0	41	5-15	.333	2-6	.333	2-4	.500	3	2	5	4	1	0	5	1	0	14	7.0
Ariza (TOT)	1-0	9	2-3	.667	0-0	---	1-4	.250	1	1	2	0	0	0	1	1	1	5	5.0
Evans	1-0	11	1-2	.500	0-0	---	3-4	.750	1	1	2	3	3	0	1	0	0	5	5.0
Vujacic	1-0	18	1-5	.200	1-3	.333	0-0	---	1	3	4	0	3	0	0	0	0	3	3.0
Brown	2-2	55	2-7	.286	0-0	---	1-4	.250	3	9	12	2	2	0	1	1	1	5	2.5
Mbenga (TOT)	1-0	16	1-4	.250	0-0	---	0-0	---	2	1	3	1	2	0	0	1	0	2	2.0
Walton	1-0	17	1-1	1.000	0-0	---	0-0	---	0	0	0	2	2	0	3	1	0	2	2.0
<b>LAKERS</b>	<b>2</b>	<b>480</b>	<b>64-159</b>	<b>.403</b>	<b>16-43</b>	<b>.372</b>	<b>48-67</b>	<b>.716</b>	<b>32</b>	<b>51</b>	<b>83</b>	<b>36</b>	<b>37</b>	<b>0</b>	<b>21</b>	<b>31</b>	<b>5</b>	<b>192</b>	<b>96.0</b>
<b>PISTONS</b>	<b>2</b>	<b>480</b>	<b>69-158</b>	<b>.437</b>	<b>9-29</b>	<b>.310</b>	<b>34-43</b>	<b>.791</b>	<b>25</b>	<b>66</b>	<b>91</b>	<b>38</b>	<b>47</b>	<b>0</b>	<b>23</b>	<b>35</b>	<b>14</b>	<b>181</b>	<b>90.5</b>

**2008-09 SCHEDULE (ALL TIMES EASTERN)**

Friday, November 14.....at L.A. Lakers.....10:30 p.m.....FSN/ESPN  
 Thursday, March 26.....at Detroit.....7:30 p.m.....FSN

**2007-08 RESULTS (1-1)**

DATE	SITE	W/L	SCORE	PISTONS HIGH SCORER	PISTONS HIGH REBS	PISTONS HIGH ASSISTS	LAKERS HIGH SCORER	LAKERS HIGH REBS	LAKERS HIGH ASSISTS
11/16/07	L.A. Lakers	L	91-103	Hamilton/Prince 16	Prince 9	Murray 6	Odom 25	Odom 15	Bryant 7
1/31/08	Detroit	W	90-89	Prince 22	McDyess 12	Billups 7	Bryant 39	Bryant 10	Odom 6

**CURRENT STREAKS VS. LAKERS**

SITE	LAST WIN	SCORE	LAST LOSS	SCORE	STREAK	BONUS
At Home	1/31/08	90-89	1/8/02	92-121	Won 6	Won 6 of 7
On the Road	11/10/06	97-83	11/16/07	91-103	Lost 1	Lost 8 of 10
Overall	1/31/08	90-89	11/16/07	91-103	Won 1	Won 7 of 9

**PISTONS VS. LAKERS SEASON-BY-SEASON**

YEAR	HOME	AWAY	NEUTRAL	TOTAL
57-58	1-3	3-2	2-1	6-6
58-59	0-4	2-3	2-1	4-8
59-60	2-3	4-3	1-0	7-6
60-61	2-3	0-4	2-2	4-9
61-62	2-3	0-4	2-1	4-8
62-63	1-3	0-5	0-3	1-11
63-64	1-3	2-3	2-1	5-7
64-65	0-4	1-3	2-0	3-7
65-66	0-4	1-4	1-0	2-8
66-67	2-1	2-2	1-1	5-4
67-68	2-1	0-4		2-5
68-69	2-1	1-2		3-3
69-70	2-1	1-2		3-3
70-71	1-1	1-2		2-3
71-72	0-3	1-1		1-4
72-73	1-2	0-3		1-5
73-74	3-0	1-2		4-2
74-75	1-1	2-0		3-1
75-76	1-1	0-3		1-4
76-77	1-1	0-2		1-3
77-78	1-1	1-1		2-2
78-79	1-1	1-1		2-2
79-80	0-1	0-1		0-2
80-81	0-1	0-1		0-2
81-82	0-1	0-1		0-2
82-83	0-1	0-1		0-2
83-84	0-1	1-0		1-1
84-85	1-0	0-1		1-1
85-86	1-0	0-1		1-1
86-87	1-0	0-1		1-1
87-88	0-1	0-1		0-2
88-89	1-0	1-0		2-0
89-90	0-1	1-0		1-1
90-91	0-1	0-1		0-2
91-92	1-0	1-0		2-0
92-93	0-1	1-0		1-1
93-94	0-1	0-1		0-2
94-95	0-1	0-1		0-2
95-96	0-1	0-1		0-2
96-97	0-1	1-0		1-1
97-98	0-1	0-1		0-2
98-99				
99-00	0-1	0-1		0-2
00-01	0-1	0-1		0-2
01-02	0-1	0-1		0-2
02-03	1-0	0-1		1-1
03-04	1-0	0-1		1-1
04-05	1-0	1-0		2-0
05-06	1-0	0-1		1-1
06-07	1-0	1-0		2-0
07-08	1-0	0-1		1-1
<b>TOTALS</b>	<b>38-62</b>	<b>32-76</b>	<b>15-10</b>	<b>85-148</b>

**PISTONS VS. LAKERS SERIES FACTS**

Largest Winning Margin:..... 35 vs. L.A. Lakers, January 25, 1979 (135-100)  
 Largest Losing Margin:..... 56 at L.A. Lakers, November 12, 1966 (88-144)  
 Most Points Scored:..... 135, twice, vs. L.A. Lakers, January 25, 1979 (135-100) and at L.A. Lakers, February 22, 1972 (135-134, OT)  
 Most Points Allowed:..... 148 at L.A. Lakers, March 24, 1985 (130-148)  
 Fewest Points Scored:..... 76 vs. L.A. Lakers, November 29, 1996 (76-84)  
 Fewest Points Allowed:..... 78 vs. L.A. Lakers, February 8, 2007 (93-78)





MEMPHIS GRIZZLIES

191 Beale Street  
Memphis, TN 38103  
(901) 205-1234

DIRECTORY

Majority Owner..... Michael Heisley  
President..... Gene Bartow  
GM/Vice President of Basketball Operations..... Chris Wallace  
Assistant General Manager..... Kenny Williamson  
Head Coach..... Marc Iavaroni  
Assistant Coaches..... Johnny Davis, Kevin O'Neill, Andy Greer,  
David Joerger, Ron DuBois  
Director of Player Personnel..... Tony Barone  
Vice President of Basketball Operations..... Dana Davis  
Athletic Trainer..... Drew Graham  
Director of Basketball Media Relations..... Dustin Krugel  
Coordinator of Basketball Media Relations..... Ross Wooden

GENERAL INFORMATION

Team Colors..... Memphis Midnight, Beale Street Blue, Smoke Blue, Grizzlies Gold  
Home Court..... FedExForum (18,119)  
Radio..... 103.5 FM - Eric Haseltine, Hank McDowell, Elliot Perry  
Television..... FSN South - Pete Pranica, Sean Tuohy, Rob Fischer

BACKGROUND

Founded..... 1995-96, Vancouver Grizzlies; 2001-02, Memphis Grizzlies  
2007-08 Record..... 22-60, Fifth in Southwest Division  
2008 Playoffs..... Did not qualify

MARC IAVARONI  
HEAD COACH



2007-2008 SEASON SERIES (2-0) DETROIT PISTONS VS. MEMPHIS

PLAYER	G-GS	MIN	FG-FGA	PCT	FG-FG3A	3PCT	FT-FTA	PCT	OR	DR	REB	AST	PF	DQ	STL	TO	BLK	PTS	AVG
Billups	2-2	69	9-25	.360	2-9	.222	22-23	.957	1	5	6	21	3	0	4	1	0	42	21.0
Hamilton	2-2	68	17-30	.567	0-2	.000	7-9	.778	2	5	7	6	3	0	3	2	2	41	20.5
Prince	2-2	66	13-32	.406	2-5	.400	7-8	.875	3	10	13	7	3	0	1	3	2	35	17.5
Maxiell	2-1	44	8-11	.727	0-0	---	5-5	1.000	5	2	7	1	7	0	1	2	2	21	10.5
McDyess	2-2	57	8-17	.471	0-0	---	2-4	.500	4	13	17	1	8	0	3	2	0	18	9.0
Afflalo	2-0	28	5-6	.833	0-0	---	6-7	.857	2	5	7	3	1	0	1	0	0	16	8.0
Wallace	2-1	61	6-20	.300	1-8	.125	2-4	.500	2	9	11	4	5	0	6	0	4	15	7.5
Brezec (TOT)	1-0	7	2-2	1.000	0-0	---	0-2	.000	0	1	1	0	1	0	2	0	0	4	4.0
Brezec (DET)	1-0	7	2-2	1.000	0-0	---	0-2	.000	0	1	1	0	1	0	2	0	0	4	4.0
Hayes	2-0	31	4-10	.400	0-1	.000	0-0	---	0	4	4	2	3	0	1	3	0	8	4.0
Johnson	1-0	13	1-3	.333	0-0	---	0-0	---	1	4	5	0	3	0	0	1	1	2	2.0
Stuckey	1-0	7	1-3	.333	0-0	---	0-0	---	1	0	1	2	1	0	0	0	0	2	2.0
Hunter	2-0	21	1-3	.333	1-2	.500	0-0	---	0	1	1	3	3	0	2	2	0	3	1.5
Mohammed	1-0	10	0-0	---	0-0	---	0-0	---	0	3	3	1	3	0	1	0	1	0	0.0
<b>PISTONS</b>	<b>2</b>	<b>480</b>	<b>75-162</b>	<b>.463</b>	<b>6-27</b>	<b>.222</b>	<b>51-62</b>	<b>.823</b>	<b>21</b>	<b>62</b>	<b>83</b>	<b>51</b>	<b>44</b>	<b>0</b>	<b>25</b>	<b>17</b>	<b>12</b>	<b>207</b>	<b>103.5</b>
<b>GRIZZLIES</b>	<b>2</b>	<b>480</b>	<b>61-150</b>	<b>.407</b>	<b>9-31</b>	<b>.290</b>	<b>39-54</b>	<b>.722</b>	<b>23</b>	<b>63</b>	<b>86</b>	<b>26</b>	<b>43</b>	<b>0</b>	<b>7</b>	<b>36</b>	<b>8</b>	<b>170</b>	<b>85.0</b>

2007-2008 SEASON SERIES (0-2) MEMPHIS GRIZZLIES VS. DETROIT

PLAYER	G-GS	MIN	FG-FGA	PCT	FG-FG3A	3PCT	FT-FTA	PCT	OR	DR	REB	AST	PF	DQ	STL	TO	BLK	PTS	AVG
Gay	2-2	74	15-34	.441	3-7	.429	5-7	.714	3	10	13	4	4	0	2	4	4	38	19.0
Gasol	2-2	72	10-26	.385	1-1	1.000	7-9	.778	5	13	18	6	5	0	0	1	1	28	14.0
Lowry	2-0	66	6-17	.353	2-7	.286	10-12	.833	1	4	5	2	8	0	1	6	1	24	12.0
Warrick	2-0	24	5-12	.417	1-2	.500	9-10	.900	3	6	9	0	0	0	1	0	0	20	10.0
Milicic	2-2	52	7-16	.438	0-0	---	0-1	.000	2	5	7	0	5	0	0	5	0	14	7.0
Navarro	2-0	36	6-12	.500	0-5	.000	2-3	.667	0	1	1	2	6	0	1	4	0	14	7.0
Miller	2-2	71	5-10	.500	0-1	.000	3-3	1.000	3	14	17	9	1	0	0	7	1	13	6.5
Stoudamire	2-2	33	3-8	.375	2-4	.500	0-0	---	0	2	2	0	7	0	1	4	0	8	4.0
Swift	2-0	23	3-5	.600	0-0	---	2-7	.286	3	2	5	2	3	0	1	1	1	8	4.0
Brown	1-0	9	1-3	.333	0-0	---	1-2	.500	3	4	7	0	1	0	0	2	0	3	3.0
Jacobsen	1-0	11	0-4	.000	0-3	.000	0-0	---	0	1	1	0	2	0	0	0	0	0	0.0
Richardson	1-0	8	0-3	.000	0-1	.000	0-0	---	0	1	1	1	1	0	0	1	0	0	0.0
<b>GRIZZLIES</b>	<b>2</b>	<b>480</b>	<b>61-150</b>	<b>.407</b>	<b>9-31</b>	<b>.290</b>	<b>39-54</b>	<b>.722</b>	<b>23</b>	<b>63</b>	<b>86</b>	<b>26</b>	<b>43</b>	<b>0</b>	<b>7</b>	<b>36</b>	<b>8</b>	<b>170</b>	<b>85.0</b>
<b>PISTONS</b>	<b>2</b>	<b>480</b>	<b>75-162</b>	<b>.463</b>	<b>6-27</b>	<b>.222</b>	<b>51-62</b>	<b>.823</b>	<b>21</b>	<b>62</b>	<b>83</b>	<b>51</b>	<b>44</b>	<b>0</b>	<b>25</b>	<b>17</b>	<b>12</b>	<b>207</b>	<b>103.5</b>

2008-09 SCHEDULE (ALL TIMES EASTERN)

Monday, January 19..... at Memphis..... 5:30 p.m..... TNT  
Sunday, March 15..... at Detroit..... 1:00 p.m..... FSN

2007-08 RESULTS (2-0)

DATE	SITE	W/L	SCORE	PISTONS HIGH SCORER	PISTONS HIGH REBS	PISTONS HIGH ASSISTS	GRIZZLIES HIGH SCORER	GRIZZLIES HIGH REBS	GRIZZLIES HIGH ASSISTS
12/11/07	Memphis	W	113-103	Billups 28	McDyess 7	Billups 14	Gay 20	Miller 11	Gasol 5
12/21/07	Detroit	W	94-67	Prince 16	McDyess 11	Billups 7	Gay 18	Gasol 10	Miller 5

CURRENT STREAKS VS. GRIZZLIES

SITE	LAST WIN	SCORE	LAST LOSS	SCORE	STREAK	BONUS
At Home	12/21/07	94-67	1/6/05	79-101	Won 3	Won 8 of 9
On the Road	12/11/07	113-103	12/11/04	68-72	Won 3	Won 7 of 9
Overall	12/21/07	94-67	1/6/05	79-101	Won 6	Won 12 of 14

PISTONS VS. GRIZZLIES SEASON-BY-SEASON

YEAR	HOME	AWAY	NEUTRAL	TOTAL
95-96	1-0	1-0	---	2-0
96-97	1-0	1-0	---	2-0
97-98	0-1	0-1	---	0-2
98-99	---	---	---	---
99-00	1-0	1-0	---	2-0
00-01	1-0	0-1	---	1-1
01-02	1-0	1-0	---	2-0
02-03	1-0	1-0	---	2-0
03-04	1-0	1-0	---	2-0
04-05	0-1	0-1	---	0-2
05-06	1-0	1-0	---	2-0
06-07	1-0	1-0	---	2-0
07-08	1-0	1-0	---	2-0
<b>TOTALS</b>	<b>10-2</b>	<b>9-3</b>	<b>---</b>	<b>19-5</b>


PISTONS VS. GRIZZLIES SERIES FACTS

Largest Winning Margin:..... 27 vs. Memphis, December 21, 2007 (94-67)  
Largest Losing Margin:..... 22 vs. Memphis, January 26, 2005 (79-101)  
Most Points Scored:..... 118 vs. Vancouver, November 24, 2000 (118-96)  
Most Points Allowed:..... 107 at Memphis, April 13, 2003 (110-107, 2OT)  
Fewest Points Scored:..... 68 at Memphis, December 11, 2004 (68-72)  
Fewest Points Allowed:..... 67 vs. Memphis, December 21, 2007 (94-67)





**MIAMI HEAT**



ERIK SPOELSTRA  
HEAD COACH

601 Biscayne Blvd.  
Miami, FL 33132  
786-777-4328

**DIRECTORY**

**Managing General Partner**..... Micky Arison  
**President**..... Pat Riley  
**Assistant to the President**..... Ed Maull  
**General Manager**..... Randy Pfund  
**Senior Vice President of Basketball Operations**..... Andy Elisburg  
**Head Coach**..... Erik Spoelstra  
**Assistant Coaches**..... Bob McAdoo, Keith Askins, Ron Rothstein,  
..... David Fizdale, Chad Kammerer  
**Athletic Trainer/Travel Coordinator**..... Jay Sabol  
**Vice President of Sports Media Relations**..... Tim Donovan  
**Director of Sports Media Relations**..... Rob Wilson  
**Assistant Director of Sports Media Relations**..... Michael Lissack  
**Sports Media Relations Assistant**..... Nick Maiorana

**GENERAL INFORMATION**

**Team Colors**..... Red, Yellow, Black, White  
**Home Court**..... AmericanAirlines Arena (19,600)  
**Radio**..... WINZ (940 AM) - Mike Inglis, John Crotty  
**Spanish Radio**..... WQBA (1140 AM) - José Pañeda  
**Cable Television**..... Sun Sports - Eric Reid, Tony Fiorentino, Jason Jackson

**BACKGROUND**

**Founded**..... 1988-89  
**2007-08 Record**..... 15-67, Fifth in Southeast Division  
**2008 Playoffs**..... Did not qualify

**2007-2008 SEASON SERIES (4-0) DETROIT PISTONS VS. MIAMI**

PLAYER	G-GS	MIN	FG-FGA	PCT	FG-FG3A	3PCT	FT-FTA	PCT	OR	DR	REB	AST	PF	DQ	STL	TO	BLK	PTS	AVG
Hamilton	1-1	38	8-17	.471	1-2	.500	2-3	.667	0	1	1	3	4	0	2	2	0	19	19.0
Prince	4-4	134	27-53	.509	3-9	.333	13-16	.813	9	23	32	10	2	0	2	5	1	70	17.5
Billups	4-4	129	16-38	.421	2-10	.200	21-22	.955	2	7	9	38	7	0	2	13	0	55	13.8
Wallace	4-4	128	20-43	.465	5-11	.455	9-12	.750	5	20	25	7	7	0	6	5	5	54	13.5
Stuckey	3-0	63	10-21	.476	0-0	---	6-8	.750	1	4	5	10	5	0	4	3	0	26	8.7
McDyess	3-3	89	10-20	.500	0-0	---	5-10	.500	4	15	19	4	7	0	0	0	3	25	8.3
Maxiell	4-1	83	11-24	.458	0-0	---	10-18	.556	4	13	17	1	6	0	1	3	6	32	8.0
Affalo	4-3	84	10-23	.435	1-5	.200	9-10	.900	2	13	15	2	9	0	3	0	1	30	7.5
Hayes	4-0	70	9-21	.429	4-11	.364	5-6	.833	2	8	10	5	3	0	7	5	0	27	6.8
Dixon (TOT)	2-0	25	5-14	.357	3-7	.429	0-0	---	0	4	4	1	2	0	0	2	0	13	6.5
Dixon (DET)	1-0	19	4-8	.500	2-4	.500	0-0	---	0	4	4	1	2	0	0	1	0	10	10.0
Mohammed	1-0	16	1-2	.500	0-0	---	1-2	.500	1	2	3	0	2	0	1	1	0	3	3.0
Herrmann (TOT)	5-0	30	6-11	.545	0-3	.000	0-0	---	2	1	3	2	2	0	1	1	0	12	2.4
Herrmann (DET)	2-0	12	3-4	.750	0-1	.000	0-0	---	1	1	2	1	1	0	0	1	0	6	3.0
Hunter	1-0	10	1-3	.333	0-1	.000	0-0	---	0	0	0	0	3	0	0	1	0	2	2.0
Johnson	3-0	47	3-8	.375	0-0	---	0-0	---	3	8	11	1	6	0	1	1	6	6	2.0
Murray	1-0	21	1-6	.167	0-0	---	0-0	---	3	2	5	2	0	0	0	0	0	2	2.0
Ratliff (TOT)	1-0	15	0-2	.000	0-0	---	0-0	---	0	2	2	0	2	0	1	1	1	0	0.0
Ratliff (DET)	1-0	15	0-2	.000	0-0	---	0-0	---	0	2	2	0	2	0	1	1	1	0	0.0
Samb	1-0	5	0-1	.000	0-0	---	0-0	---	0	0	0	0	2	0	0	1	0	0	0.0
<b>PISTONS</b>	<b>4</b>	<b>960</b>	<b>134-294</b>	<b>.456</b>	<b>18-54</b>	<b>.333</b>	<b>81-107</b>	<b>.757</b>	<b>37</b>	<b>123</b>	<b>160</b>	<b>85</b>	<b>68</b>	<b>0</b>	<b>30</b>	<b>46</b>	<b>23</b>	<b>367</b>	<b>91.8</b>
<b>HEAT</b>	<b>4</b>	<b>960</b>	<b>119-287</b>	<b>.415</b>	<b>18-61</b>	<b>.295</b>	<b>63-79</b>	<b>.797</b>	<b>24</b>	<b>115</b>	<b>139</b>	<b>70</b>	<b>86</b>	<b>1</b>	<b>22</b>	<b>53</b>	<b>10</b>	<b>319</b>	<b>79.8</b>

**2007-2008 SEASON SERIES (0-4) MIAMI HEAT VS. DETROIT**

PLAYER	G-GS	MIN	FG-FGA	PCT	FG-FG3A	3PCT	FT-FTA	PCT	OR	DR	REB	AST	PF	DQ	STL	TO	BLK	PTS	AVG
Wade	1-1	41	11-25	.440	0-3	.000	8-9	.889	1	4	5	12	5	0	1	4	1	30	30.0
Davis	4-3	161	23-49	.469	9-21	.429	6-8	.750	1	17	18	7	8	0	1	10	1	61	15.3
Haslem	1-1	31	6-12	.500	0-0	---	2-2	1.000	1	9	10	1	6	1	0	3	1	14	14.0
Ahearn	2-0	56	5-18	.278	2-10	.200	12-13	.923	0	6	6	7	5	0	4	4	0	24	12.0
Wright	2-2	57	10-19	.526	0-0	---	3-4	.750	1	11	12	2	5	0	1	1	1	23	11.5
Barron	3-2	83	12-33	.364	0-2	.000	8-9	.889	1	9	10	3	3	0	2	6	0	32	10.7
Blount	4-3	103	16-33	.485	2-4	.500	2-2	1.000	2	12	14	3	9	0	0	4	0	36	9.0
O'Neal	1-1	29	4-6	.667	0-0	---	1-4	.250	4	3	7	2	5	0	0	4	0	9	9.0
Quinn	3-2	70	7-18	.389	2-7	.286	9-9	1.000	1	11	12	11	6	0	3	3	0	25	8.3
Parker	1-0	26	3-9	.333	1-3	.333	0-0	---	0	3	3	2	1	0	1	1	0	7	7.0
Lasme (TOT)	2-0	40	6-13	.462	0-0	---	1-2	.500	7	1	8	0	7	0	1	4	3	13	6.5
Lasme (MIA)	2-0	40	6-13	.462	0-0	---	1-2	.500	7	1	8	0	7	0	1	4	3	13	6.5
Johnson	3-1	40	5-10	.500	0-0	---	6-8	.750	2	6	8	3	6	0	0	1	0	16	5.3
Williams	3-2	77	3-14	.214	2-6	.333	3-4	.750	0	9	9	11	2	0	1	4	1	11	3.7
Anthony	2-0	41	3-8	.375	0-0	---	1-3	.333	3	1	4	0	6	0	0	2	0	7	3.5
Cook	2-1	46	3-9	.333	0-2	.000	0-0	---	0	4	4	2	9	0	3	0	0	6	3.0
Mourning	1-0	16	1-2	.500	0-0	---	1-2	.500	0	3	3	0	1	0	1	0	2	3	3.0
Powell	1-1	34	1-8	.125	0-3	.000	0-0	---	0	4	4	3	2	0	3	0	0	2	2.0
Hardaway	1-0	8	0-1	.000	0-0	---	0-0	---	0	2	2	1	0	0	0	0	0	0	0.0
<b>HEAT</b>	<b>4</b>	<b>960</b>	<b>119-287</b>	<b>.415</b>	<b>18-61</b>	<b>.295</b>	<b>63-79</b>	<b>.797</b>	<b>24</b>	<b>115</b>	<b>139</b>	<b>70</b>	<b>86</b>	<b>1</b>	<b>22</b>	<b>53</b>	<b>10</b>	<b>319</b>	<b>79.8</b>
<b>PISTONS</b>	<b>4</b>	<b>960</b>	<b>134-294</b>	<b>.456</b>	<b>18-54</b>	<b>.333</b>	<b>81-107</b>	<b>.757</b>	<b>37</b>	<b>123</b>	<b>160</b>	<b>85</b>	<b>68</b>	<b>0</b>	<b>30</b>	<b>46</b>	<b>23</b>	<b>367</b>	<b>91.8</b>

**2008-09 SCHEDULE (ALL TIMES EASTERN)**

Wednesday, February 4	at Detroit	7:30 p.m.	FSN
Tuesday, February 24	at Miami	7:30 p.m.	FSN
Sunday, March 22	at Detroit	1:00 p.m.	ABC
Wednesday, April 15	at Miami	8:00 p.m.	FSN

**2007-08 RESULTS (4-0)**

DATE	SITE	WL	SCORE	PISTONS HIGH SCORER	PISTONS HIGH REBS	PISTONS HIGH ASSISTS	HEAT HIGH SCORER	HEAT HIGH REBS	HEAT HIGH ASSISTS
11/1/07	Miami	W	91-80	Prince 34	Prince 12	Billups 11	Davis 23	Haslem 10	Williams 9
2/6/08	Detroit	W	100-95	Wallace 26	McDyess 13	Billups 10	Wade 30	Johnson/Wright 8	Wade 12
3/27/08	Detroit	W	85-69	Affalo/Maxiell 15	Prince 8	Billups 11	Ahearn 15	Blount 6	Quinn 7
4/6/08	Miami	W	91-75	Stuckey 19	Johnson/Maxiell 7	Billups 6	Barron 20	Davis 9	Ahearn 5

**CURRENT STREAKS VS. HEAT**

SITE	LAST WIN	SCORE	LAST LOSS	SCORE	STREAK	BONUS
At Home	3/27/08	85-69	12/30/04	78-89	Won 5	Won 11 of 13
On the Road	4/6/08	91-75	3/2/07	82-85	Won 2	Won 9 of 12
Overall	4/6/08	91-75	3/2/07	82-85	Won 5	Won 16-19

**PISTONS VS. HEAT SEASON-BY-SEASON**

YEAR	HOME	AWAY	NEUTRAL	TOTAL
88-89	1-0	1-0		2-0
89-90	2-0	1-1		3-1
90-91	2-0	1-1		3-1
91-92	2-0	0-2		2-2
92-93	1-1	0-2		1-3
93-94	0-2	2-0		2-2
94-95	1-1	0-2		1-3
95-96	0-2	1-1		1-3
96-97	0-2	0-2		0-4
97-98	0-1	1-1		1-2
98-99	1-1	1-0		2-1
99-00	2-0	0-2		2-2
00-01	0-2	0-2		0-4
01-02	1-1	1-0		2-1
02-03	2-0	1-1		3-1
03-04	2-0	2-0		4-0
04-05	1-1	1-0		2-1
05-06	2-0	1-1		3-1
06-07	1-0	1-1		2-1
07-08	2-0	2-0		4-0
<b>TOTALS</b>	<b>23-14</b>	<b>17-19</b>		<b>40-33</b>

**PISTONS VS. HEAT SERIES FACTS**

Largest Winning Margin:..... 36 vs. Miami, November 11, 1989 (130-94)  
Largest Losing Margin:..... 24 at Miami, April 23, 1995 (105-129)  
Most Points Scored:..... 130 vs. Miami, November 15, 1989 (130-94)  
Most Points Allowed:..... 129 at Miami, April 23, 1995 (105-129)  
Fewest Points Scored:..... 74 vs. Miami, December 26, 1997 (74-88)  
Fewest Points Allowed:..... 62 vs. Miami, February 17, 2003 (93-62)





1001 N. Fourth Street  
Milwaukee, WI 53203  
(414) 227-0500

**DIRECTORY**

**President** ..... Herb Kohl  
**Vice President/Business Operations** ..... John Steinmiller  
**Vice President/Alternate Governor** ..... Ron Walter  
**General Manager** ..... John Hammond  
**Assistant General Manager** ..... Jeff Weltman  
**Director of Player Personnel** ..... Dave Babcock  
**Head Coach** ..... Scott Skiles  
**Assistant Coaches** ..... Jim Boylan, Lionel Hollins, Kelvin Sampson, Joe Wolf  
**Athletic Trainer** ..... Marc Boff  
**Strength and Conditioning Coach** ..... Jeff Macy  
**Director of Public Relations** ..... Dan Smyczek  
**Manager of Public Relations** ..... Matt Wessel  
**Coordinator of Public Relations** ..... Adam Rose

**GENERAL INFORMATION**

**Team Colors** ..... Forest Green, Red, Silver  
**Home Court** ..... Bradley Center (18,171)  
**Radio** ..... WTMJ (620 AM) - Ted Davis, Dennis Krause  
**Television/Cable** ..... FSN Wisconsin - Jon McGlocklin, Jim Paschke

**BACKGROUND**

**Founded** ..... 1968-69  
**2007-08 Record** ..... 26-56, Fifth in Central Division  
**2008 Playoffs** ..... Did not qualify

SCOTT SKILES  
HEAD COACH



**2007-2008 SEASON SERIES (3-1) DETROIT PISTONS VS. MILWAUKEE**

PLAYER	G-GS	MIN	FG-FGA	PCT	FG-FG3A	3PCT	FT-FTA	PCT	OR	DR	REB	AST	PF	DQ	STL	TO	BLK	PTS	AVG
Billups	4-4	125	22-46	.478	9-21	.429	33-36	.917	4	2	6	39	11	0	4	5	1	86	21.5
Murray	1-0	11	7-9	.778	0-2	.000	2-2	1.000	0	0	0	2	2	0	1	2	0	16	16.0
Wallace	4-4	126	21-52	.404	8-20	.400	10-10	1.000	7	17	24	5	8	0	6	4	7	60	15.0
Prince	4-4	117	23-52	.442	4-11	.364	8-9	.889	4	7	11	11	6	0	1	2	0	58	14.5
Hamilton	4-4	120	22-39	.564	2-4	.500	11-11	1.000	6	7	13	12	12	0	2	6	0	57	14.3
Dixon (TOT)	2-0	36	7-17	.412	3-6	.500	6-7	.857	0	4	4	3	3	0	2	0	0	23	11.5
Dixon (DET)	1-0	3	1-2	.500	1-2	.500	0-0	---	0	1	1	0	1	0	0	0	0	3	3.0
Hayes	4-0	69	14-29	.483	4-11	.364	2-3	.667	0	6	6	4	8	0	5	4	0	34	8.5
McDyess	4-4	105	16-28	.571	0-0	---	2-5	.400	11	24	35	8	12	0	3	4	4	34	8.5
Maxiell	4-0	74	12-19	.632	0-0	---	5-7	.714	10	9	19	3	8	0	0	4	3	29	7.3
Johnson	4-0	52	10-16	.625	0-0	---	7-8	.875	5	13	18	3	5	0	4	0	3	27	6.8
Mohammed	1-0	12	3-4	.750	0-0	---	0-0	---	0	3	3	0	3	0	0	0	0	6	6.0
Herrmann (TOT)	3-0	22	5-11	.455	2-4	.500	5-6	.833	2	0	2	0	1	0	0	0	0	17	5.7
Herrmann (DET)	2-0	11	4-6	.667	2-2	1.000	3-4	.750	1	0	1	0	0	0	0	0	0	13	6.5
Stuckey	3-0	58	4-18	.222	0-0	---	5-8	.625	1	6	7	16	6	0	2	3	0	13	4.3
Affalo	4-0	64	7-12	.583	0-1	.000	3-4	.750	1	5	6	5	6	0	4	5	2	17	4.3
Hunter	1-0	4	1-2	.500	0-0	---	0-0	---	0	0	0	2	1	0	0	1	0	2	2.0
Brezec	1-0	11	0-0	---	0-0	---	1-4	.250	2	3	5	2	2	0	0	2	1	1	1.0
<b>PISTONS</b>	<b>4</b>	<b>960</b>	<b>167-334</b>	<b>.500</b>	<b>30-74</b>	<b>.405</b>	<b>92-111</b>	<b>.829</b>	<b>52</b>	<b>103</b>	<b>155</b>	<b>112</b>	<b>91</b>	<b>0</b>	<b>32</b>	<b>44</b>	<b>21</b>	<b>456</b>	<b>114.0</b>
<b>BUCKS</b>	<b>4</b>	<b>960</b>	<b>137-296</b>	<b>.463</b>	<b>16-49</b>	<b>.327</b>	<b>73-113</b>	<b>.646</b>	<b>46</b>	<b>101</b>	<b>147</b>	<b>79</b>	<b>87</b>	<b>0</b>	<b>21</b>	<b>69</b>	<b>18</b>	<b>363</b>	<b>90.8</b>

**2007-2008 SEASON SERIES (1-3) MILWAUKEE BUCKS VS. DETROIT**

PLAYER	G-GS	MIN	FG-FGA	PCT	FG-FG3A	3PCT	FT-FTA	PCT	OR	DR	REB	AST	PF	DQ	STL	TO	BLK	PTS	AVG
Redd	4-4	130	24-42	.571	5-8	.625	21-29	.724	2	14	16	10	7	0	2	10	2	74	18.5
Williams	3-3	91	14-31	.452	4-11	.364	5-6	.833	2	10	12	15	7	0	2	8	1	37	12.3
Villanueva	4-2	87	18-37	.486	1-7	.143	8-10	.800	8	5	13	2	10	0	3	7	1	45	11.3
Bogut	4-4	119	18-41	.439	0-0	---	7-10	.700	13	16	29	6	7	0	2	6	2	43	10.8
Mason	3-3	73	15-22	.682	0-0	---	1-1	1.000	1	9	10	7	7	0	1	4	3	31	10.3
Yi	4-2	97	16-29	.552	0-0	---	4-5	.800	2	16	18	3	6	0	0	7	2	36	9.0
Bell	4-1	95	9-31	.290	3-14	.214	7-9	.778	2	11	13	13	6	0	3	5	0	28	7.0
Simmons	4-1	84	10-21	.476	3-5	.600	3-7	.429	2	3	5	8	8	0	3	5	0	26	6.5
Gadzuric	4-0	56	6-16	.375	0-0	---	6-14	.429	6	7	13	1	10	0	2	3	3	18	4.5
Ivey	4-0	63	2-17	.118	0-4	.000	7-12	.583	3	3	6	10	8	0	1	7	0	11	2.8
Storey	2-0	17	2-4	.500	0-0	---	1-4	.250	1	1	2	0	4	0	0	3	1	5	2.5
Voskuhl	3-0	35	2-3	.667	0-0	---	2-2	1.000	2	6	8	4	5	0	1	3	2	6	2.0
Ruffin	2-0	12	1-2	.500	0-0	---	1-4	.250	2	0	2	0	2	0	1	0	1	3	1.5
<b>BUCKS</b>	<b>4</b>	<b>960</b>	<b>137-296</b>	<b>.463</b>	<b>16-49</b>	<b>.327</b>	<b>73-113</b>	<b>.646</b>	<b>46</b>	<b>101</b>	<b>147</b>	<b>79</b>	<b>87</b>	<b>0</b>	<b>21</b>	<b>69</b>	<b>18</b>	<b>363</b>	<b>90.8</b>
<b>PISTONS</b>	<b>4</b>	<b>960</b>	<b>167-334</b>	<b>.500</b>	<b>30-74</b>	<b>.405</b>	<b>92-111</b>	<b>.829</b>	<b>52</b>	<b>103</b>	<b>155</b>	<b>112</b>	<b>91</b>	<b>0</b>	<b>32</b>	<b>44</b>	<b>21</b>	<b>456</b>	<b>114.0</b>

**2008-09 SCHEDULE (ALL TIMES EASTERN)**

Friday, November 28	at Detroit	8:00 p.m.	FSN
Saturday, December 27	at Milwaukee	8:30 p.m.	FSN
Saturday, February 7	at Milwaukee	8:30 p.m.	FSN
Tuesday, February 17	at Detroit	7:30 p.m.	FSN

**2007-08 RESULTS (3-1)**

DATE	SITE	W/L	SCORE	PISTONS HIGH SCORER	PISTONS HIGH REBS	PISTONS HIGH ASSISTS	BUCKS HIGH SCORER	BUCKS HIGH REBS	BUCKS HIGH ASSISTS
12/1/07	Milwaukee	W	117-91	Prince 20	Wallace 10	Billups 9	Simmons/Villanueva 13	Redd/Williams/Villanueva 4	Williams 6
12/31/07	Detroit	W	114-69	Hamilton 22	McDyess 10	Billups 12	Redd 18	Jianlian 8	Bell 4
2/20/08	Milwaukee	L	98-103	Billups 34	McDyess 14	Billups/Prince 6	Redd 27	Bogut 14	Bell/Ivey/Williams 4
2/22/08	Detroit	W	127-100	Billups 21	McDyess 7	Billups 12	Redd/Villanueva 18	Gadzuric/Jianlian 6	Williams 5

**CURRENT STREAKS VS. BUCKS**

SITE	LAST WIN	SCORE	LAST LOSS	SCORE	STREAK	BONUS
At Home	2/22/08	127-100	11/1/06	97-105	Won 3	Won 11 of 14
On the Road	12/1/07	117-91	2/20/08	98-103	Lost 1	Won 3 of 5
Overall	2/22/08	127-100	2/20/08	98-103	Won 1	Won 11 of 14

**PISTONS VS. BUCKS SEASON-BY-SEASON**

YEAR	HOME	AWAY	NEUTRAL	TOTAL
68-69	1-2	1-1	0-1	2-4
69-70	1-3	0-3	0-0	1-6
70-71	1-2	0-2	0-1	1-5
71-72	1-2	0-3	0-0	1-5
72-73	1-2	1-2	0-1	2-5
73-74	2-2	1-2	0-0	3-4
74-75	2-2	1-4	0-0	3-6
75-76	2-2	1-2	0-0	3-4
76-77	2-0	1-1	0-0	3-1
77-78	1-1	1-1	0-0	2-2
78-79	1-0	1-1	0-0	2-1
79-80	1-0	0-1	0-0	1-1
80-81	0-3	1-2	0-0	1-5
81-82	1-2	1-2	0-0	2-4
82-83	3-0	0-3	0-0	3-3
83-84	2-0	1-2	0-0	3-2
84-85	2-1	1-2	0-0	3-3
85-86	2-1	0-3	0-0	2-4
86-87	2-1	1-2	0-0	3-3
87-88	3-0	1-2	0-0	4-2
88-89	2-1	0-3	0-0	2-4
89-90	1-2	2-0	0-0	3-2
90-91	1-1	1-2	0-0	2-3
91-92	2-1	1-1	0-0	3-2
92-93	0-2	2-0	0-0	2-2
93-94	1-1	0-3	0-0	1-4
94-95	2-1	0-2	0-0	2-3
95-96	2-0	0-2	0-0	2-2
96-97	1-1	2-0	0-0	3-1
97-98	2-0	0-2	0-0	2-2
98-99	1-0	1-1	0-0	2-1
99-00	2-0	1-1	0-0	3-1
00-01	0-2	1-1	0-0	1-3
01-02	1-1	1-1	0-0	2-2
02-03	1-1	0-2	0-0	1-3
03-04	2-0	1-1	0-0	3-1
04-05	2-0	0-2	0-0	2-2
05-06	2-0	1-1	0-0	3-1
06-07	1-1	2-0	0-0	3-1
07-08	2-0	1-1	0-0	3-1
<b>TOTALS</b>	<b>59-41</b>	<b>31-67</b>	<b>0-3</b>	<b>90-111</b>

**PISTONS VS. BUCKS SERIES FACTS**

Largest Winning Margin: ..... 45 vs. Milwaukee, December 31, 2007 (114-69)  
 Largest Losing Margin: ..... 59\* at Milwaukee, December 26, 1978 (84-143)  
 Most Points Scored: ..... 140 vs. Milwaukee, January 7, 1977 (140-132)  
 Most Points Allowed: ..... 143 at Milwaukee, December 26, 1978 (84-143)  
 Fewest Points Scored: ..... 76 vs. Milwaukee, January 7, 1997 (76-86)  
 Fewest Points Allowed: ..... 69 vs. Milwaukee, December 31, 2007 (114-69)  
 \*Largest Franchise Losing Margin





Target Center  
600 First Ave. North  
Minneapolis, MN 55403  
(612) 673-1600

**DIRECTORY**

Owner ..... Glen Taylor  
Chief Executive Officer ..... Rob Moor  
President ..... Chris Wright  
Vice President of Basketball Operations ..... Kevin McHale  
General Manager ..... Jim Stack  
Assistant General Managers ..... Fred Hoiberg, Rob Babcock  
Head Coach ..... Randy Wittman  
Assistant Coaches ..... Jerry Sichting, Dean Cooper, J.B. Bickerstaff, Ed Pinckney  
Athletic Trainer ..... Gregg Farnam  
Director of Public Relations ..... Mike Cristaldi  
Public Relations Assistant Manager ..... Mark Rosenberg  
Public Relations Coordinator ..... Ben Hande

**GENERAL INFORMATION**

Team Colors ..... Blue, Green, Silver  
Home Courts ..... Target Center (19,356)  
Radio ..... KFAN AM 1130 - Alan Horton  
Television/Cable ..... KSTC-TV 45, Fox Sports Net North - Tom Hanneman, Jim Petersen

**BACKGROUND**

Founded ..... 1989-90  
2007-08 Record ..... 22-60, Fourth in Northwest Division  
2008 Playoffs ..... Did not qualify

RANDY WITTMAN  
HEAD COACH



**2007-2008 SEASON SERIES (2-0) DETROIT PISTONS VS. MINNESOTA**

PLAYER	G-GS	MIN	FG-FGA	PCT	FG-FG3A	3PCT	FT-FTA	PCT	OR	DR	REB	AST	PF	DQ	STL	TO	BLK	PTS	AVG
Hamilton	1-1	28	8-17	.471	2-3	.667	0-0	---	0	0	0	3	0	0	4	3	0	18	18.0
Stuckey	2-1	56	9-22	.409	1-1	1.000	17-18	.944	3	3	6	8	7	0	1	5	1	36	18.0
Billups	1-1	25	4-8	.500	1-3	.333	8-8	1.000	0	1	1	6	2	0	1	0	0	17	17.0
Prince	2-2	57	9-21	.429	0-2	.000	7-11	.636	1	11	12	7	2	0	1	4	2	25	12.5
Hayes	2-1	34	8-17	.471	4-7	.571	4-6	.667	1	5	6	3	6	0	0	3	0	24	12.0
Herrmann (TOT)	1-0	15	3-7	.429	1-3	.333	4-4	1.000	1	2	3	0	0	0	1	1	0	11	11.0
Herrmann (DET)	1-0	15	3-7	.429	1-3	.333	4-4	1.000	1	2	3	0	0	0	1	1	0	11	11.0
Dixon (TOT)	1-0	15	4-9	.444	0-1	.000	0-0	---	1	0	1	2	0	0	0	1	0	8	8.0
Dixon (DET)	1-0	15	4-9	.444	0-1	.000	0-0	---	1	0	1	2	0	0	0	1	0	8	8.0
McDyess	2-2	52	7-15	.467	0-0	---	2-2	1.000	5	11	16	1	6	0	1	2	1	16	8.0
Maxiell	2-0	45	5-13	.385	0-0	---	4-8	.500	5	7	12	3	5	0	1	1	2	14	7.0
Johnson	2-0	41	4-5	.800	0-0	---	3-3	1.000	3	8	11	0	4	0	2	1	3	11	5.5
Wallace	1-1	24	1-4	.250	0-1	.000	3-4	.750	0	4	4	1	2	0	0	0	5	5	5.0
Afflalo	2-0	45	3-9	.333	1-2	.500	2-3	.667	0	5	5	1	4	0	2	0	0	9	4.5
Hunter	2-0	14	4-8	.500	1-2	.500	0-0	---	0	0	0	2	1	0	0	0	0	9	4.5
Samb	1-0	6	2-2	1.000	0-0	---	0-0	---	2	1	3	0	1	0	0	0	0	4	4.0
Ratliff (TOT)	2-1	25	1-2	.500	0-0	---	0-0	---	1	3	4	0	2	0	0	1	2	2	1.0
Ratliff (DET)	2-1	25	1-2	.500	0-0	---	0-0	---	1	3	4	0	2	0	0	1	2	2	1.0
<b>PISTONS</b>	<b>2</b>	<b>480</b>	<b>72-159</b>	<b>.453</b>	<b>11-25</b>	<b>.440</b>	<b>54-67</b>	<b>.806</b>	<b>23</b>	<b>61</b>	<b>84</b>	<b>37</b>	<b>42</b>	<b>0</b>	<b>14</b>	<b>23</b>	<b>16</b>	<b>209</b>	<b>104.5</b>
<b>TIMBERWOLVES</b>	<b>2</b>	<b>480</b>	<b>73-160</b>	<b>.456</b>	<b>11-34</b>	<b>.324</b>	<b>36-52</b>	<b>.692</b>	<b>18</b>	<b>61</b>	<b>79</b>	<b>43</b>	<b>48</b>	<b>0</b>	<b>16</b>	<b>23</b>	<b>11</b>	<b>193</b>	<b>96.5</b>

**2007-2008 SEASON SERIES (0-2) MINNESOTA TIMBERWOLVES VS. DETROIT**

PLAYER	G-GS	MIN	FG-FGA	PCT	FG-FG3A	3PCT	FT-FTA	PCT	OR	DR	REB	AST	PF	DQ	STL	TO	BLK	PTS	AVG
Jefferson	2-2	72	21-38	.553	0-1	.000	14-21	.667	3	13	16	1	6	0	1	4	2	56	28.0
Foye	2-2	72	12-28	.429	3-11	.273	4-4	1.000	0	5	5	13	9	0	3	3	1	31	15.5
Gomes	2-2	71	8-20	.400	3-7	.429	4-5	.800	3	13	16	9	2	0	3	2	0	23	11.5
Jaric	2-2	71	7-9	.778	2-3	.667	7-9	.778	1	9	10	6	7	0	0	1	3	23	11.5
McCants	2-0	49	9-26	.346	2-9	.222	1-3	.333	1	3	4	4	8	0	5	2	1	21	10.5
Brewer	2-1	52	9-14	.643	1-1	1.000	0-1	.000	1	6	7	1	7	0	3	5	1	19	9.5
Snyder (TOT)	3-1	48	3-8	.375	0-0	---	7-11	.636	3	7	10	6	2	0	0	4	1	13	4.3
Snyder (MIN)	2-1	43	3-8	.375	0-0	---	6-9	.667	3	6	9	5	2	0	0	4	1	12	6.0
Smith	1-0	18	2-10	.200	0-2	.000	0-0	---	2	2	4	4	3	0	1	0	0	4	4.0
Richard	2-0	31	2-7	.286	0-0	---	0-0	---	4	4	8	0	4	0	0	2	2	4	2.0
<b>TIMBERWOLVES</b>	<b>2</b>	<b>480</b>	<b>73-160</b>	<b>.456</b>	<b>11-34</b>	<b>.324</b>	<b>36-52</b>	<b>.692</b>	<b>18</b>	<b>61</b>	<b>79</b>	<b>43</b>	<b>48</b>	<b>0</b>	<b>16</b>	<b>23</b>	<b>11</b>	<b>193</b>	<b>96.5</b>
<b>PISTONS</b>	<b>2</b>	<b>480</b>	<b>72-159</b>	<b>.453</b>	<b>11-25</b>	<b>.440</b>	<b>54-67</b>	<b>.806</b>	<b>23</b>	<b>61</b>	<b>84</b>	<b>37</b>	<b>42</b>	<b>0</b>	<b>14</b>	<b>23</b>	<b>16</b>	<b>209</b>	<b>104.5</b>

**2008-09 SCHEDULE (ALL TIMES EASTERN)**

Sunday, November 23 ..... at Detroit ..... 6:00 p.m. .... FSN  
Wednesday, January 28 ..... at Minnesota ..... 8:00 p.m. .... FSN

**2007-08 RESULTS (2-0)**

DATE	SITE	W/L	SCORE	PISTONS HIGH SCORER	PISTONS HIGH REBS	PISTONS HIGH ASSISTS	T-WOLVES HIGH SCORER	T-WOLVES HIGH REBS	T-WOLVES HIGH ASSISTS
4/1/08	Minnesota	W	94-90	Stuckey 27	McDyess 10	Prince 6	Jefferson 26	Gomes/Jefferson 7	Foye/Smith 4
4/15/08	Detroit	W	115-103	Hayes 20	Prince 7	Billups 6	Jefferson 30	Gomes/Jefferson 9	Foye 9

**CURRENT STREAKS VS. TIMBERWOLVES**

SITE	LAST WIN	SCORE	LAST LOSS	SCORE	STREAK	BONUS
At Home	4/1/08	94-90	1/15/07	90-94 (OT)	Won 1	Won 5 of 7
On the Road	4/15/08	115-103	1/24/05	83-86	Won 3	Lost 8 of 11
Overall	4/15/08	115-103	1/15/07	90-94 (OT)	Won 3	Won 6 of 8

**PISTONS VS. TIMBERWOLVES SEASON-BY-SEASON**

YEAR	HOME	AWAY	NEUTRAL	TOTAL
89-90	1-0	1-0		2-0
90-91	1-0	1-0		2-0
91-92	0-1	1-0		1-1
92-93	1-0	0-1		1-1
93-94	1-0	1-0		2-0
94-95	1-0	0-1		1-1
95-96	1-0	0-1		1-1
96-97	1-0	1-0		2-0
97-98	0-1	0-1		0-2
98-99	0-1	0-1		0-1
99-00	0-1	0-1		0-2
00-01	0-1	0-1		0-2
01-02	1-0	0-1		1-1
02-03	1-0	0-1		1-1
03-04	0-1	0-1		0-2
04-05	1-0	0-1		1-1
05-06	1-0	1-0		2-0
06-07	0-1	1-0		1-1
07-08	1-0	1-0		2-0
<b>TOTALS</b>	<b>12-6</b>	<b>8-11</b>		<b>20-17</b>

**PISTONS VS. TIMBERWOLVES SERIES FACTS**

Largest Winning Margin: ..... 30 vs. Minnesota, February 19, 1996 (113-83)  
Largest Losing Margin: ..... 16 at Minnesota, January 7, 2002 (93-109)  
Most Points Scored: ..... 126 vs. Minnesota, November 8, 1994 (126-112)  
Most Points Allowed: ..... 115 at Minnesota, March 1, 1998 (113-115)  
Fewest Points Scored: ..... 79, twice, at Minnesota, January 23, 2004 (79-80) and at Minnesota, April 11, 1999 (79-88)  
Fewest Points Allowed: ..... 74, vs. Minnesota, February 1, 2006 (90-74)





390 Murray Hill Parkway  
East Rutherford, NJ 07073  
(201) 935-8888

**DIRECTORY**

**Principal Owner** ..... Bruce Ratner  
**President** ..... Rod Thorn  
**President & CEO, Nets Sports & Entertainment** ..... Brett Yorkmark  
**General Manager** ..... Kiki Vandeweghe  
**Vice President of Basketball Operations** ..... Bobby Marks  
**Head Coach** ..... Lawrence Frank  
**Assistant Coaches** ..... Brian Hill, Tom Barrise, Doug Overton, Roy Rogers  
**Assistant Coach/Strength & Conditioning** ..... Rich Dalatri  
**Athletic Trainer** ..... Tim Walsh  
**Vice President of Public Relations** ..... Gary Sussman  
**Vice President of Business and Entertainment Public Relations** ..... Barry Baum  
**Director of Public Relations** ..... Aaron Harris  
**Public Relations Coordinator** ..... Patrick Rees

**GENERAL INFORMATION**

**Team Colors** ..... Blue, Red, Silver  
**Home Court** ..... IZOD Center (19,990)  
**Radio** ..... WFAN (660 AM) - Chris Carrino, Tim Capstraw  
**Television/Cable** ..... YES Network - Marv Albert, Ian Eagle, Jim Spanarkel

**BACKGROUND**

**Founded** ..... 1967-68, New Jersey Americans; 1968-69, New York Nets;  
..... 1977-78, New Jersey Nets  
**2007-08 Record** ..... 34-48, Fourth in Atlantic Division  
**2008 Playoffs** ..... Did not qualify

LAWRENCE FRANK  
HEAD COACH



**2007-2008 SEASON SERIES (3-0) DETROIT PISTONS VS. NEW JERSEY**

PLAYER	G-GS	MIN	FG-FGA	PCT	FG-FG3A	3PCT	FT-FTA	PCT	OR	DR	REB	AST	PF	DD	STL	TO	BLK	PTS	AVG
Hamilton	2-2	68	18-28	.643	1-4	.250	4-4	1.000	1	1	2	6	6	0	2	4	0	41	20.5
McDyess	3-3	83	20-26	.769	0-0	---	6-9	.667	6	15	21	3	7	0	3	2	3	46	15.3
Billups	3-3	85	14-25	.560	5-9	.556	12-14	.857	2	4	6	23	6	0	3	7	1	45	15.0
Wallace	3-3	87	18-31	.581	5-14	.357	1-4	.250	5	15	20	5	6	0	3	2	5	42	14.0
Maxiell	3-0	68	11-16	.688	0-0	---	10-16	.625	9	11	20	3	3	0	0	1	3	32	10.7
Stuckey	2-0	41	8-19	.421	0-0	---	5-6	.833	1	5	6	12	3	0	3	3	0	21	10.5
Dixon (TOT)	3-0	50	10-20	.500	3-4	.750	2-4	.500	3	6	9	5	6	0	2	3	0	25	8.3
Dixon (DET)	1-0	19	5-9	.556	1-2	.500	0-2	.000	1	3	4	2	3	0	0	0	0	11	11.0
Prince	3-3	82	11-26	.423	1-2	.500	2-2	1.000	3	6	9	16	3	0	3	4	0	25	8.3
Hayes	3-0	60	10-24	.417	2-5	.400	2-2	1.000	2	7	9	2	3	0	3	2	1	24	8.0
Murray	1-0	11	3-7	.429	1-2	.500	0-0	---	1	1	2	4	0	0	1	2	0	7	7.0
Herrmann (TOT)	1-0	15	2-5	.400	0-3	.000	0-0	---	0	0	0	2	0	0	1	3	0	4	4.0
Herrmann (DET)	1-0	15	2-5	.400	0-3	.000	0-0	---	0	0	0	2	0	0	1	3	0	4	4.0
Affalo	3-1	50	2-8	.250	0-2	.000	6-6	1.000	1	5	6	2	6	0	0	1	0	10	3.3
Johnson	3-0	33	4-6	.667	0-0	---	1-2	.500	4	5	9	1	11	1	2	3	0	9	3.0
Brezec	1-0	2	1-1	1.000	0-0	---	0-0	---	0	0	0	0	1	0	0	0	0	2	2.0
Hunter	2-0	11	1-6	.167	0-3	.000	2-2	1.000	0	0	0	1	1	0	0	0	0	4	2.0
Mohammed	1-0	6	1-1	1.000	0-0	---	0-0	---	1	1	2	0	1	0	0	0	0	2	2.0
<b>PISTONS</b>	<b>3</b>	<b>720</b>	<b>129-238</b>	<b>.542</b>	<b>16-46</b>	<b>.348</b>	<b>51-69</b>	<b>.739</b>	<b>37</b>	<b>79</b>	<b>116</b>	<b>82</b>	<b>60</b>	<b>1</b>	<b>24</b>	<b>35</b>	<b>13</b>	<b>325</b>	<b>108.3</b>
<b>NETS</b>	<b>3</b>	<b>720</b>	<b>99-217</b>	<b>.456</b>	<b>9-41</b>	<b>.220</b>	<b>58-73</b>	<b>.795</b>	<b>31</b>	<b>69</b>	<b>100</b>	<b>71</b>	<b>56</b>	<b>0</b>	<b>19</b>	<b>45</b>	<b>10</b>	<b>265</b>	<b>88.3</b>

**2007-2008 SEASON SERIES (0-3) NEW JERSEY NETS VS. DETROIT**

PLAYER	G-GS	MIN	FG-FGA	PCT	FG-FG3A	3PCT	FT-FTA	PCT	OR	DR	REB	AST	PF	DD	STL	TO	BLK	PTS	AVG
Carter	2-2	67	17-27	.630	4-9	.444	5-5	1.000	0	4	4	8	6	0	2	4	0	43	21.5
Jefferson	3-3	106	18-38	.474	0-5	.000	18-20	.900	2	11	13	9	9	0	2	8	0	54	18.0
Harris (TOT)	2-2	59	10-16	.625	2-3	.667	5-5	1.000	0	2	2	8	7	0	2	7	1	27	13.5
Harris (NJ)	1-1	28	3-4	.750	0-0	---	2-2	1.000	0	0	0	4	3	0	2	2	1	8	8.0
Nachbar	3-0	65	9-22	.409	2-8	.250	13-14	.929	1	7	8	1	3	0	1	4	1	33	11.0
Krstic	1-1	22	3-7	.429	0-0	---	4-5	.800	0	4	4	0	4	0	0	2	1	10	10.0
S. Williams	3-1	68	10-19	.526	0-0	---	5-6	.833	6	9	15	4	8	0	3	4	1	25	8.3
Boone	3-2	69	11-21	.524	0-0	---	1-6	.167	7	8	15	2	7	0	2	1	0	23	7.7
Allen	2-1	40	7-14	.500	0-1	.000	0-0	---	1	3	4	2	4	0	0	2	1	14	7.0
Swift (TOT)	3-0	51	7-14	.500	0-0	---	5-11	.455	5	3	8	2	5	0	1	2	3	19	6.3
Swift (NJ)	1-0	27	4-9	.444	0-0	---	3-4	.750	2	1	3	0	2	0	0	1	2	11	11.0
Wright	1-0	30	3-12	.250	0-3	.000	0-0	---	4	1	5	1	1	0	0	0	2	6	6.0
Gill	1-0	10	1-2	.500	0-0	---	3-3	1.000	0	1	1	0	0	0	0	2	0	5	5.0
M. Williams	2-0	35	4-12	.333	0-4	.000	2-2	1.000	0	6	6	6	2	0	2	5	0	10	5.0
Kidd	2-2	70	2-14	.143	2-7	.286	2-2	1.000	3	9	12	29	1	0	4	4	0	8	4.0
Ager (TOT)	2-0	20	3-9	.333	0-2	.000	0-4	.000	2	1	3	2	1	0	0	0	0	6	3.0
Ager (NJ)	1-0	16	3-7	.429	0-1	.000	0-4	.000	2	1	3	2	0	0	0	0	0	6	6.0
Collins	2-1	38	2-4	.500	0-0	---	0-0	---	2	1	3	1	5	0	0	0	1	4	2.0
Armstrong	2-1	20	1-3	.333	1-3	.333	0-0	---	0	2	2	2	1	0	0	1	0	3	1.5
Hassell (TOT)	3-0	23	1-3	.333	0-0	---	0-0	---	1	3	4	0	2	0	1	1	0	2	0.7
Hassell (NJ)	1-0	7	1-2	.500	0-0	---	0-0	---	1	1	2	0	0	0	1	0	0	2	2.0
Diop (TOT)	2-0	22	0-3	.000	0-0	---	1-2	.500	3	3	6	2	2	0	0	1	2	1	0.5
Thomas	1-0	2	0-0	---	0-0	---	0-0	---	0	0	0	0	0	0	0	0	0	0	0.0
<b>NETS</b>	<b>3</b>	<b>720</b>	<b>99-217</b>	<b>.456</b>	<b>9-41</b>	<b>.220</b>	<b>58-73</b>	<b>.795</b>	<b>31</b>	<b>69</b>	<b>100</b>	<b>71</b>	<b>56</b>	<b>0</b>	<b>19</b>	<b>45</b>	<b>10</b>	<b>265</b>	<b>88.3</b>
<b>PISTONS</b>	<b>3</b>	<b>720</b>	<b>129-238</b>	<b>.542</b>	<b>16-46</b>	<b>.348</b>	<b>51-69</b>	<b>.739</b>	<b>37</b>	<b>79</b>	<b>116</b>	<b>82</b>	<b>60</b>	<b>1</b>	<b>24</b>	<b>35</b>	<b>13</b>	<b>325</b>	<b>108.3</b>

**2008-09 SCHEDULE (ALL TIMES EASTERN)**

Friday, November 7	at New Jersey	7:30 p.m.	FSN
Wednesday, December 31	at Detroit	3:00 p.m.	FSN
Wednesday, April 1	at New Jersey	7:30 p.m.	FSN
Friday, April 10	at Detroit	8:00 p.m.	FSN

**2007-08 RESULTS (3-0)**

DATE	SITE	W/L	SCORE	PISTONS HIGH SCORER	PISTONS HIGH REBS	PISTONS HIGH ASSISTS	NETS HIGH SCORER	NETS HIGH REBS	NETS HIGH ASSISTS
12/2/07	Detroit	W	118-95	Hamilton 19	Maxiell 11	Billups 9	Carter 22	Williams 8	Kidd 16
12/26/07	New Jersey	W	101-83	Hamilton 22	McDyess 9	Billups 10	Carter 21	Boone 8	Kidd 13
4/4/08	Detroit	W	106-87	McDyess 19	Wallace 8	Stuckey 9	Jefferson 15	Boone/Jefferson 5	Jefferson 5

**CURRENT STREAKS VS. NETS**

SITE	LAST WIN	SCORE	LAST LOSS	SCORE	STREAK	BONUS
At Home	4/4/08	106-87	3/26/06	74-79	Won 4	Won 9 of 11
On the Road	12/26/07	101-83	1/31/06	84-91	Won 3	Won 11 of 15
Overall	4/4/08	106-87	3/26/06	74-79	Won 7	Won 8 of 9

**PISTONS VS. NETS SEASON-BY-SEASON**

YEAR	HOME	AWAY	NEUTRAL	TOTAL
76-77	1-1	2-0		3-1
77-78	2-0	1-1		3-1
78-79	0-2	0-2		0-4
79-80	1-2	1-2		2-4
80-81	2-1	1-2		3-3
81-82	1-2	1-2		2-4
82-83	2-0	1-2		3-2
83-84	1-2	0-2		1-4
84-85	0-3	1-2		1-5
85-86	3-0	1-2		4-2
86-87	2-1	3-0		5-1
87-88	3-0	2-1		5-1
88-89	2-0	2-0		4-0
89-90	2-0	2-0		4-0
90-91	2-0	1-1		3-1
91-92	1-1	1-1		2-2
92-93	2-0	1-1		3-1
93-94	1-1	0-2		1-3
94-95	2-0	0-2		2-2
95-96	2-0	2-0		4-0
96-97	2-0	2-0		4-0
97-98	2-0	0-2		2-2
98-99	1-0	1-1		2-1
99-00	1-0	1-1		2-1
00-01	2-0	2-0		4-0
01-02	1-1	2-0		3-1
02-03	2-0	0-1		2-1
03-04	1-1	1-1		2-2
04-05	1-0	1-1		2-1
05-06	1-1	1-1		2-2
06-07	2-0	2-0		4-0
07-08	2-0	1-0		3-0
<b>TOTALS</b>	<b>50-19</b>	<b>37-33</b>		<b>87-52</b>

**PISTONS VS. NETS SERIES FACTS**

Largest Winning Margin: ..... 35 vs. New Jersey, December





1250 Poydras, 19th Floor  
New Orleans, LA 70113  
(504) 593-4700

**DIRECTORY**

**Owner** ..... George Shinn  
**President** ..... Hugh Weber  
**Executive Officer of the Board** ..... Chad Shinn  
**Sr. Vice President of Basketball Operations** ..... Sam Russo  
**General Manager** ..... Jeff Bower  
**Head Coach** ..... Byron Scott  
**Assistant Coaches** ..... Kenny Gattison, Paul Pressey, Charlie Parker  
**Athletic Trainer/Director of Team Travel** ..... Terry Kofler  
**Senior Director of Communications** ..... Harold Kaufman  
**Director of Basketball Communications** ..... Dennis Rogers  
**Basketball Communications Coordinator** ..... Lindsey Wyckoff


**GENERAL INFORMATION**

**Team Colors** ..... Creole Blue, Purple, Mardi Gras Gold  
**Home Court** ..... New Orleans Arena (17,188)  
**Radio** ..... New Orleans – KMEZ (106.7 FM) – Sean Kelley, Gerry Vaillancourt  
**Television** ..... Cox Sports Television (Ch. 37) – Bob Licht, Gil McGregor, Jordy Hultberg

**BACKGROUND**

**Founded** ..... 1988-89, Charlotte Hornets; 2002-03, New Orleans Hornets  
**2007-08 Record** ..... 56-26, First in Southwest Division  
**2008 Playoffs** ..... 7-5, Defeated Dallas (4-1), Lost to San Antonio (3-4)

BYRON SCOTT  
HEAD COACH



**2007-2008 SEASON SERIES (2-0) DETROIT PISTONS VS. NEW ORLEANS**

PLAYER	G-GS	MIN	FG-FGA	PCT	FG-FG3A	3PCT	FT-FTA	PCT	OR	DR	REB	AST	PF	DQ	STL	TO	BLK	PTS	AVG
Hayes	2-0	46	14-21	.667	8-10	.800	2-2	1.000	0	4	4	1	3	0	1	1	0	38	19.0
Billups	2-2	65	10-26	.385	3-13	.231	12-12	1.000	2	6	8	12	3	0	3	4	0	35	17.5
Hamilton	2-2	68	13-31	.419	2-4	.500	1-2	.500	1	4	5	10	1	0	1	3	1	29	14.5
Wallace	2-2	68	9-20	.450	3-7	.429	2-2	1.000	2	12	14	5	6	0	2	1	2	23	11.5
Prince	2-2	73	8-23	.348	2-4	.500	3-4	.750	3	8	11	6	2	0	0	1	0	21	10.5
Maxiell	2-0	50	6-10	.600	0-0	---	5-8	.625	4	11	15	1	7	0	2	1	5	17	8.5
Stuckey	1-0	18	3-6	.500	0-0	---	2-2	1.000	0	1	1	2	3	0	1	2	0	8	8.0
McDyess	2-2	62	7-12	.583	0-0	---	0-1	.000	8	11	19	3	6	0	0	1	2	14	7.0
Hunter	1-0	12	1-5	.200	1-2	.500	1-1	1.000	1	1	2	3	2	0	0	0	0	4	4.0
Dixon (TOT)	2-0	10	2-5	.400	1-3	.333	0-0	---	0	2	2	1	0	0	1	2	0	5	2.5
Dixon (DET)	1-0	2	1-2	.500	1-2	.500	0-0	---	0	0	0	0	0	0	0	1	0	3	3.0
Afflalo	1-0	3	1-1	1.000	0-0	---	0-0	---	1	1	2	1	0	0	0	0	0	2	2.0
Ratiff (TOT)	1-0	5	1-1	1.000	0-0	---	0-0	---	1	0	1	1	2	0	0	0	0	2	2.0
Ratiff (DET)	1-0	5	1-1	1.000	0-0	---	0-0	---	1	0	1	1	2	0	0	0	0	2	2.0
Johnson	1-0	4	0-1	.000	0-0	---	0-0	---	0	1	1	0	1	0	0	0	0	0	0.0
Mohammed	1-0	4	0-0	---	0-0	---	0-0	---	1	0	1	1	1	0	0	0	0	0	0.0
<b>PISTONS</b>	<b>2</b>	<b>480</b>	<b>74-159</b>	<b>.465</b>	<b>20-42</b>	<b>.476</b>	<b>28-34</b>	<b>.824</b>	<b>24</b>	<b>60</b>	<b>84</b>	<b>46</b>	<b>37</b>	<b>0</b>	<b>10</b>	<b>17</b>	<b>10</b>	<b>196</b>	<b>98.0</b>
<b>HORNETS</b>	<b>2</b>	<b>480</b>	<b>61-156</b>	<b>.391</b>	<b>7-33</b>	<b>.212</b>	<b>31-39</b>	<b>.795</b>	<b>31</b>	<b>57</b>	<b>88</b>	<b>33</b>	<b>34</b>	<b>0</b>	<b>10</b>	<b>23</b>	<b>7</b>	<b>160</b>	<b>80.0</b>

**2007-2008 SEASON SERIES (0-2) NEW ORLEANS HORNETS VS. DETROIT**

PLAYER	G-GS	MIN	FG-FGA	PCT	FG-FG3A	3PCT	FT-FTA	PCT	OR	DR	REB	AST	PF	DQ	STL	TO	BLK	PTS	AVG
Stojakovic	2-2	77	14-29	.483	4-11	.364	8-8	1.000	5	9	14	0	4	0	1	2	0	40	20.0
Paul	2-2	78	10-26	.385	1-5	.200	7-8	.875	2	5	7	21	9	0	3	7	1	28	14.0
Chandler	2-2	84	11-18	.611	0-0	---	3-7	.429	12	16	28	0	2	0	0	4	2	25	12.5
Ely	2-1	41	8-12	.667	0-0	---	3-5	.600	3	3	6	0	1	0	0	2	0	19	9.5
West	1-1	39	3-15	.200	0-0	---	3-3	1.000	3	2	5	4	0	0	0	1	1	9	9.0
Jackson	1-0	20	2-7	.286	1-3	.333	1-2	.500	1	1	2	1	5	0	0	0	1	6	6.0
Wells (TOT)	3-0	46	6-15	.400	0-0	---	4-11	.364	3	6	9	2	7	0	1	2	1	16	5.3
Wells (NO)	1-0	19	3-6	.500	0-0	---	2-2	1.000	2	2	4	0	3	0	1	1	0	8	8.0
Wright	2-0	31	4-13	.308	0-3	.000	2-2	1.000	1	5	6	1	1	0	4	1	1	10	5.0
Peterson	2-2	42	4-11	.364	0-3	.000	0-0	---	0	7	7	0	3	0	0	4	1	8	4.0
Pargo	2-0	37	2-16	.125	1-8	.125	2-2	1.000	1	4	5	5	5	0	1	1	0	7	3.5
Armstrong	1-0	1	0-1	.000	0-0	---	0-0	---	1	0	1	0	0	0	0	0	0	0	0.0
Bowen	1-0	8	0-0	---	0-0	---	0-0	---	0	3	3	0	1	0	0	0	0	0	0.0
James (TOT)	2-0	13	0-2	.000	0-0	---	0-0	---	0	0	0	2	1	0	0	0	0	0	0.0
James (NO)	1-0	4	0-2	.000	0-0	---	0-0	---	0	0	0	1	0	0	0	0	0	0	0.0
<b>HORNETS</b>	<b>2</b>	<b>480</b>	<b>61-156</b>	<b>.391</b>	<b>7-33</b>	<b>.212</b>	<b>31-39</b>	<b>.795</b>	<b>31</b>	<b>57</b>	<b>88</b>	<b>33</b>	<b>34</b>	<b>0</b>	<b>10</b>	<b>23</b>	<b>7</b>	<b>160</b>	<b>80.0</b>
<b>PISTONS</b>	<b>2</b>	<b>480</b>	<b>74-159</b>	<b>.465</b>	<b>20-42</b>	<b>.476</b>	<b>28-34</b>	<b>.824</b>	<b>24</b>	<b>60</b>	<b>84</b>	<b>46</b>	<b>37</b>	<b>0</b>	<b>10</b>	<b>17</b>	<b>10</b>	<b>196</b>	<b>98.0</b>

**2008-09 SCHEDULE (ALL TIMES EASTERN)**

Saturday, January 17 ..... at Detroit ..... 7:30 p.m. .... FSN  
Wednesday, February 25 ..... at New Orleans ..... 8:00 p.m. .... FSN+

**2007-08 RESULTS (2-0)**

DATE	SITE	W/L	SCORE	PISTONS HIGH SCORER	PISTONS HIGH REBS	PISTONS HIGH ASSISTS	HORNETS HIGH SCORER	HORNETS HIGH REBS	HORNETS HIGH ASSISTS
12/5/07	New Orleans	W	91-76	Hamilton 21	Wallace 10	Billups 7	Stojakovic 19	Chandler 22	Paul 7
3/16/08	Detroit	W	105-84	Hayes 29	McDyess 11	Hamilton 6	Stojakovic 21	Stojakovic 9	Paul 14

**CURRENT STREAKS VS. HORNETS**

SITE	LAST WIN	SCORE	LAST LOSS	SCORE	STREAK	BONUS
At Home	3/16/08	105-84	11/15/06	99-100	Won 1	Won 4 of 5
On the Road	12/5/07	91-76	3/23/04	81-82	Won 4	Won 4 of 6
Overall	3/16/08	105-84	11/15/06	99-100	Won 3	Won 7 of 8

**PISTONS VS. HORNETS – SEASON-BY-SEASON**

YEAR	HOME	AWAY	NEUTRAL	TOTAL
88-89	2-0	2-0		4-0
89-90	1-0	1-0		2-0
90-91	2-0	2-1		4-1
91-92	3-0	1-1		4-1
92-93	1-1	0-3		1-4
93-94	0-2	0-2		0-4
94-95	0-3	0-2		0-5
95-96	2-0	1-1		3-1
96-97	1-1	1-1		2-2
97-98	1-1	0-2		1-3
98-99	0-1	0-2		0-3
99-00	1-1	1-1		2-2
00-01	0-2	2-0		2-2
01-02	1-1	2-0		3-1
02-03	1-1	1-1		2-2
03-04	1-1	0-2		1-3
04-05	1-0	1-0		2-0
05-06	1-0	1-0		2-0
06-07	0-1	1-0		1-1
07-08	1-0	1-0		2-0
<b>TOTALS</b>	<b>20-16</b>	<b>18-19</b>		<b>38-35</b>

**PISTONS VS. HORNETS SERIES FACTS**

Largest Winning Margin: ..... 28 vs. Charlotte, January 12, 2002 (104-76)  
Largest Losing Margin: ..... 34 at Charlotte, April 16, 1993 (93-127)  
Most Points Scored: ..... 125 vs. Charlotte, April 10, 1992 (125-106)  
Most Points Allowed: ..... 127 at Charlotte, April 16, 1993 (93-127)  
Fewest Points Scored: ..... 78 vs. Charlotte, February 8, 1995 (78-106)  
Fewest Points Allowed: ..... 68 at NO/Okla., January 4, 2007 (92-68)





Madison Square Garden  
Two Pennsylvania Plaza  
New York, NY 10121-0091  
(212) 465-6471

**DIRECTORY**

**President and CEO** ..... James L. Dolan  
**President of Business Operations** ..... Steve Mills  
**Vice Chairman** ..... Hank J. Ratner  
**President of Basketball Operations** ..... Donnie Walsh  
**Head Coach** ..... Mike D'Antoni  
**Assistant Coaches** ..... Herb Williams, Phil Weber, Dan D'Antoni, Kenny Atkinson  
**Athletic Trainer** ..... Roger Hinds  
**Vice President of Public Relations** ..... Jonathan Supranowitz  
**Director of Media Relations** ..... Nick Brown  
**Manager of Public Relations** ..... Alyson Furch  
**Media Relations Coordinator** ..... Gregg Schwartz  
**Team Historian & Writer** ..... Dennis D'Agostino

**GENERAL INFORMATION**

**Team Colors** ..... Orange, White, Blue  
**Home Court** ..... Madison Square Garden (19,763)  
**Radio** ..... ESPN Radio (1050 AM) - Gus Johnson, John Andariese  
**Spanish Radio** ..... WADO (1280 AM) - Alfredo Bejar,  
Juan Antonio Cains, Clemson Smith-Muniz  
**Television/Cable** ..... MSG Network - Mike Breen, Walt Frazier

**BACKGROUND**

**Founded** ..... 1946-47  
**2007-08 Record** ..... 23-59, Fifth in Atlantic Division  
**2008 Playoffs** ..... Did not qualify

MIKE D'ANTONI  
HEAD COACH



**2007-2008 SEASON SERIES (2-2) DETROIT PISTONS VS. NEW YORK KNICKS**

PLAYER	G-GS	MIN	FG-FGA	PCT	FG-FG3A	3PCT	FT-FTA	PCT	OR	DR	REB	AST	PF	DQ	STL	TO	BLK	PTS	AVG
Billups	4-4	125	19-44	.432	6-17	.353	18-20	.900	3	11	14	27	4	0	7	5	1	62	15.5
Prince	4-4	124	19-51	.373	2-7	.286	12-13	.923	5	17	22	4	2	0	3	3	2	52	13.0
Stuckey	3-0	62	11-28	.393	0-0	---	9-10	.900	4	7	11	6	4	0	3	6	1	31	10.3
Dixon (TOT)	2-0	46	8-20	.400	2-8	.250	2-4	.500	2	4	6	6	2	0	0	4	0	20	10.0
Dixon (DET)	2-0	46	8-20	.400	2-8	.250	2-4	.500	2	4	6	6	2	0	0	4	0	20	10.0
McDyess	4-4	108	17-35	.486	0-0	---	5-6	.833	10	18	28	2	8	0	3	2	1	39	9.8
Johnson	4-0	63	11-13	.846	0-0	---	8-11	.727	6	11	17	1	12	0	3	5	5	30	7.5
Hamilton	3-3	71	9-26	.346	1-4	.250	2-4	.500	2	7	9	13	4	0	2	7	0	21	7.0
Maxiell	4-0	89	11-22	.500	0-0	---	6-15	.400	6	11	17	0	5	0	2	2	7	28	7.0
Wallace	3-3	64	9-27	.333	2-12	.167	0-0	---	4	9	13	3	6	0	2	3	3	20	6.7
Ratliff (TOT)	2-2	56	6-13	.462	0-0	---	1-2	.500	4	5	9	0	4	0	1	4	4	13	6.5
Ratliff (DET)	1-1	22	2-5	.400	0-0	---	1-2	.500	1	4	5	0	1	0	0	0	2	5	5.0
Murray	1-0	16	1-3	.333	1-2	.500	2-2	1.000	0	0	0	2	0	0	0	1	0	5	5.0
Affalo	4-1	60	7-21	.333	1-6	.167	4-6	.667	4	2	6	2	5	0	2	2	1	19	4.8
Hayes	4-0	52	6-20	.300	1-5	.200	1-2	.500	2	3	5	2	1	0	2	1	0	14	3.5
Brezec	1-0	12	1-2	.500	0-0	---	1-2	.500	1	2	3	0	4	0	0	0	0	3	3.0
Herrmann (TOT)	2-0	26	3-12	.250	0-5	.000	0-0	---	2	3	5	1	1	0	0	0	1	6	3.0
Herrmann (DET)	2-0	26	3-12	.250	0-5	.000	0-0	---	2	3	5	1	1	0	0	0	1	6	3.0
Mohammed	1-0	21	1-1	1.000	0-0	---	1-4	.250	3	3	6	2	4	0	1	0	1	3	3.0
<b>PISTONS</b>	<b>4</b>	<b>960</b>	<b>135-330</b>	<b>.409</b>	<b>16-66</b>	<b>.242</b>	<b>72-101</b>	<b>.713</b>	<b>55</b>	<b>112</b>	<b>167</b>	<b>71</b>	<b>63</b>	<b>0</b>	<b>30</b>	<b>43</b>	<b>25</b>	<b>358</b>	<b>89.5</b>
<b>KNICKS</b>	<b>4</b>	<b>960</b>	<b>146-304</b>	<b>.480</b>	<b>23-65</b>	<b>.354</b>	<b>55-81</b>	<b>.679</b>	<b>36</b>	<b>129</b>	<b>165</b>	<b>77</b>	<b>82</b>	<b>0</b>	<b>24</b>	<b>60</b>	<b>20</b>	<b>370</b>	<b>92.5</b>

**2007-2008 SEASON SERIES (2-2) NEW YORK KNICKS VS. DETROIT PISTONS**

PLAYER	G-GS	MIN	FG-FGA	PCT	FG-FG3A	3PCT	FT-FTA	PCT	OR	DR	REB	AST	PF	DQ	STL	TO	BLK	PTS	AVG
Curry	3-3	102	23-40	.575	0-0	---	10-18	.556	4	11	15	2	8	0	2	5	1	56	18.7
Randolph	3-3	85	20-38	.526	1-3	.333	8-10	.800	2	16	18	6	7	0	1	7	0	49	16.3
Crawford	4-4	132	23-51	.451	8-18	.444	10-11	.909	1	11	12	17	5	0	2	10	3	64	16.0
Robinson	4-0	95	17-42	.405	7-18	.389	6-8	.750	0	5	5	8	8	0	4	4	0	47	11.8
Chandler	3-2	65	10-16	.625	2-3	.667	3-7	.429	3	10	13	3	8	0	0	4	4	25	8.3
Marbury	1-1	29	3-9	.333	1-2	.500	1-1	1.000	0	2	2	5	4	0	1	2	0	8	8.0
Lee	3-1	82	9-22	.409	0-0	---	4-5	.800	9	22	31	4	11	0	0	3	2	22	7.3
Jones	4-2	93	11-24	.458	3-9	.333	2-4	.500	1	8	9	14	7	0	3	5	2	27	6.8
Rose	3-0	21	7-13	.538	1-2	.500	2-2	1.000	2	5	7	0	4	0	1	2	0	17	5.7
Jeffries	4-1	78	9-17	.529	0-2	.000	4-4	1.000	7	13	20	8	7	0	3	2	3	22	5.5
Balkman	3-0	56	5-11	.455	0-2	.000	1-7	.143	4	11	15	2	8	0	4	5	2	11	3.7
Richardson	3-3	66	5-10	.500	0-4	.000	0-0	---	0	10	10	5	1	0	1	1	3	10	3.3
Collins	4-0	34	3-8	.375	0-2	.000	2-2	1.000	1	3	4	3	1	0	2	5	0	8	2.0
Morris	2-0	21	1-3	.333	0-0	---	2-2	1.000	2	2	4	0	3	0	0	2	0	4	2.0
<b>KNICKS</b>	<b>4</b>	<b>960</b>	<b>146-304</b>	<b>.480</b>	<b>23-65</b>	<b>.354</b>	<b>55-81</b>	<b>.679</b>	<b>36</b>	<b>129</b>	<b>165</b>	<b>77</b>	<b>82</b>	<b>0</b>	<b>24</b>	<b>60</b>	<b>20</b>	<b>370</b>	<b>92.5</b>
<b>PISTONS</b>	<b>4</b>	<b>960</b>	<b>135-330</b>	<b>.409</b>	<b>16-66</b>	<b>.242</b>	<b>72-101</b>	<b>.713</b>	<b>55</b>	<b>112</b>	<b>167</b>	<b>71</b>	<b>63</b>	<b>0</b>	<b>30</b>	<b>43</b>	<b>25</b>	<b>358</b>	<b>89.5</b>

**2008-09 SCHEDULE (ALL TIMES EASTERN)**

Wednesday, November 26	at Detroit	8:00 p.m.	FSN+
Sunday, December 7	at New York	12:00 p.m.	FSN
Wednesday, March 11	at Detroit	7:30 p.m.	FSN
Wednesday, April 8	at New York	7:30 p.m.	FSN

**2007-08 RESULTS (2-2)**

DATE	SITE	W/L	SCORE	PISTONS HIGH SCORER	PISTONS HIGH REBS	PISTONS HIGH ASSISTS	KNICKS HIGH SCORER	KNICKS HIGH REBS	KNICKS HIGH ASSISTS
11/21/07	Detroit	W	98-86	Billups 25	McDyess/Mohammed 6	Billups 15	Curry 26	Jeffries/Lee 9	Marbury 5
1/13/08	New York	L	65-89	McDyess 15	McDyess 13	Billups 4	Randolph 25	Randolph 8	Jones 6
3/7/08	New York	W	101-97	Prince 28	Prince 7	Billups 5	Curry 23	Lee 15	Crawford 6
4/8/08	Detroit	L	94-98	Johnson 14	Maxiell 10	Billups/Stuckey 3	Chandler 19	Chandler 9	Crawford/Jeffries, Jones 3

**CURRENT STREAKS VS. KNICKS**

SITE	LAST WIN	SCORE	LAST LOSS	SCORE	STREAK	BONUS
At Home	11/21/07	98-86	4/8/08	94-98	Lost 1	Won 10 of 12
On the Road	3/7/08	101-97	1/13/08	65-89	Won 1	Lost 5 of 11
Overall	3/7/08	101-97	4/8/08	94-98	Lost 1	Won 11 of 15

**PISTONS VS. KNICKS SEASON-BY-SEASON**

YEAR	HOME	AWAY	NEUTRAL	TOTAL
57-58	1-3	2-2	1-0	4-5
58-59	1-3	1-3	1-0	3-6
59-60	2-1	2-3	0-1	4-5
60-61	3-1	1-2	1-2	5-5
61-62	3-0	1-2	1-2	5-4
62-63	3-0	2-1	3-0	8-1
63-64	1-2	1-2	2-1	4-5
64-65	1-2	3-1	1-2	5-5
65-66	2-2	0-3	0-3	2-8
66-67	3-2	0-2	1-1	4-5
67-68	2-2	2-2	0-0	4-4
68-69	3-1	0-3	0-0	3-4
69-70	0-4	1-2	0-0	1-6
70-71	2-1	0-2	0-0	2-3
71-72	0-2	1-2	0-0	1-4
72-73	1-1	0-2	0-0	1-3
73-74	1-1	0-2	0-0	1-3
74-75	1-1	1-1	0-0	2-2
75-76	1-1	2-0	0-0	3-1
76-77	1-1	0-1	0-0	1-2
77-78	0-1	0-2	0-0	0-3
78-79	1-1	0-2	0-0	1-3
79-80	2-1	0-3	0-0	2-4
80-81	1-2	0-3	0-0	1-5
81-82	2-1	1-2	0-0	3-3
82-83	0-3	1-2	0-0	1-5
83-84	2-1	2-1	0-0	4-2
84-85	1-1	2-1	0-0	3-2
85-86	3-0	1-1	0-0	4-1
86-87	3-0	3-0	0-0	6-0
87-88	3-0	1-2	0-0	4-2
88-89	0-2	0-2	0-0	0-4
89-90	2-0	2-0	0-0	4-0
90-91	1-1	0-2	0-0	1-3
91-92	1-1	1-1	0-0	2-2
92-93	1-0	1-2	0-0	2-2
93-94	0-2	0-2	0-0	0-4
94-95	1-1	0-2	0-0	1-3
95-96	0-2	0-2	0-0	0-4
96-97	1-0	0-2	0-0	1-2
97-98	1-1	1-1	0-0	2-2
98-99	2-0	0-1	0-0	2-1
99-00	1-1	0-2	0-0	1-3
00-01	1-1	0-1	0-0	1-2
01-02	1-1	2-0	0-0	3-1
02-03	2-0	0-2	0-0	2-2
03-04	2-0	1-1	0-0	3-1
04-05	2-0	1-0	0-0	3-0
05-06	2-0	1-1	0-0	3-1
06-07	1-0	1-1	0-0	2-1
07-08	1-1	1-1	0-0	2-2
<b>TOTALS</b>	<b>73-56</b>	<b>43-83</b>	<b>11-12</b>	<b>127-151</b>

**PISTONS VS. KNICKS SERIES FACTS**

Largest Winning Margin:	42 vs. New York, November 28, 1962 (143-101)
Largest Losing Margin:	48 vs. New York, December 20, 1968 (87-135)
Most Points Scored:	





211, N. Robinson, Suite 300  
Oklahoma City, OK 73102  
(405) 208-4800

**DIRECTORY**

**Chairman** ..... Clayton Bennett  
**General Manager** ..... Sam Presti  
**Head Coach** ..... P.J. Carlesimo  
**Assistant Coaches** ..... Paul Westhead, Scott Brooks, Mark Bryant, Ralph Lewis  
**Player Development Assistant** ..... Brian Keefe  
**Athletic Trainer** ..... Joe Sharpe  
**Director of Basketball Communications** ..... Brian Facchini

**GENERAL INFORMATION**

**Team Colors** ..... Thunder Blue, Thunder Red, Thunder Yellow, Thunder Dark Blue  
**Home Court** ..... Ford Center (19,134)  
**Radio** ..... WWLS (640 AM) – Matt Pinto  
**Television/Cable** ..... TBA

**BACKGROUND**

**Founded** ..... 1967-68 – Seattle SuperSonics, 2008-09 Oklahoma City Thunder  
**2007-08 Record** ..... 20-62, Fifth in Northwest Division  
**2008 Playoffs** ..... Did not qualify

P.J. CARLESIMO  
HEAD COACH



**2007-2008 SEASON SERIES (2-0) DETROIT PISTONS VS. SEATTLE**

PLAYER	G-GS	MIN	FG-FGA	PCT	FG-FG3A	3PCT	FT-FTA	PCT	OR	DR	REB	AST	PF	DQ	STL	TO	BLK	PTS	AVG
Hamilton	2-2	77	16-40	.400	4-9	.444	14-17	.824	4	2	6	9	6	0	4	3	0	50	25.0
Prince	2-2	74	12-30	.400	2-6	.333	6-7	.857	4	9	13	9	2	0	1	4	1	32	16.0
Billups	2-2	66	6-15	.400	5-12	.417	12-13	.923	0	4	4	15	5	0	9	5	0	29	14.5
Wallace	2-2	60	9-20	.450	4-7	.571	0-0	---	2	11	13	4	7	0	2	2	4	22	11.0
McDyess	2-2	55	8-17	.471	0-0	---	3-4	.750	6	12	18	1	7	0	0	4	0	19	9.5
Hayes	2-0	27	7-15	.467	1-5	.200	3-3	1.000	0	5	5	2	3	0	1	0	1	18	9.0
Maxiell	2-0	43	2-7	.286	0-0	---	7-12	.583	3	9	12	0	7	0	0	2	3	11	5.5
Dixon (TOT)	2-0	20	4-8	.500	2-4	.500	0-0	---	0	3	3	3	1	0	0	0	0	10	5.0
Dixon (DET)	1-0	8	1-3	.333	1-3	.333	0-0	---	0	1	1	0	0	0	0	0	0	3	3.0
Murray	1-0	16	1-6	.167	0-0	---	3-4	.750	1	1	2	5	3	0	0	0	0	5	5.0
Stuckey	1-0	16	2-4	.500	0-0	---	1-2	.500	0	2	2	4	1	0	1	1	0	5	5.0
Johnson	2-0	26	2-5	.400	0-0	---	4-6	.667	6	3	9	0	5	0	2	2	2	8	4.0
Mohammed	1-0	7	1-4	.250	0-0	---	1-2	.500	0	2	2	0	1	0	0	0	0	3	3.0
Afflalo	1-0	4	1-1	1.000	0-0	---	0-0	---	2	0	2	1	1	0	0	0	0	2	2.0
Herrmann (TOT)	2-0	7	1-5	.200	1-2	.500	0-0	---	1	3	4	1	0	0	0	0	0	3	1.5
Herrmann (DET)	1-0	1	0-0	---	0-0	---	0-0	---	0	0	0	0	0	0	0	0	0	0	0.0
<b>PISTONS</b>	<b>2</b>	<b>480</b>	<b>68-167</b>	<b>.407</b>	<b>17-42</b>	<b>.405</b>	<b>54-70</b>	<b>.771</b>	<b>28</b>	<b>61</b>	<b>89</b>	<b>50</b>	<b>48</b>	<b>0</b>	<b>20</b>	<b>23</b>	<b>11</b>	<b>207</b>	<b>103.5</b>
<b>SUPERSONICS</b>	<b>2</b>	<b>480</b>	<b>74-167</b>	<b>.443</b>	<b>6-20</b>	<b>.300</b>	<b>46-54</b>	<b>.852</b>	<b>23</b>	<b>71</b>	<b>94</b>	<b>39</b>	<b>51</b>	<b>0</b>	<b>12</b>	<b>33</b>	<b>5</b>	<b>200</b>	<b>100.0</b>

**2007-2008 SEASON SERIES (0-2) SEATTLE SUPERSONICS VS. DETROIT**

PLAYER	G-GS	MIN	FG-FGA	PCT	FG-FG3A	3PCT	FT-FTA	PCT	OR	DR	REB	AST	PF	DQ	STL	TO	BLK	PTS	AVG
Watson	1-1	38	8-14	.571	0-2	.000	7-8	.875	0	2	2	7	4	0	1	2	0	23	23.0
Durant	2-2	72	14-34	.412	1-5	.200	10-13	.769	3	10	13	7	0	0	2	5	2	39	19.5
Wilcox	2-2	67	13-28	.464	0-0	---	9-10	.900	7	12	19	4	7	0	1	5	0	35	17.5
Green	2-1	61	11-24	.458	2-4	.500	8-8	1.000	2	8	10	2	5	0	1	1	1	32	16.0
Thomas	1-0	19	4-4	1.000	0-0	---	2-2	1.000	1	6	7	2	1	0	0	0	0	10	10.0
Collison	2-0	49	7-13	.538	0-0	---	3-3	1.000	3	7	10	1	8	0	3	2	0	17	8.5
Petro	1-1	19	3-4	.750	0-0	---	2-2	1.000	2	8	10	0	4	0	0	3	0	8	8.0
Szczerbiak	1-0	14	3-7	.429	1-2	.500	1-2	.500	0	2	2	1	5	0	1	1	0	8	8.0
Wilkins	2-1	43	7-14	.500	1-3	.333	1-2	.500	2	3	5	4	5	0	2	3	0	16	8.0
West	1-0	20	2-6	.333	0-0	---	0-0	---	0	5	5	4	0	0	0	3	0	4	4.0
Elson (TOT)	2-0	11	3-4	.750	0-0	---	1-2	.500	1	2	3	0	3	0	0	2	0	7	3.5
Elson (SEA)	1-0	3	0-1	.000	0-0	---	1-2	.500	1	1	2	0	2	0	0	1	0	1	1.0
Marshall (TOT)	1-0	13	1-2	.500	1-2	.500	0-0	---	0	4	4	0	1	0	0	1	1	3	3.0
Marshall (SEA)	1-0	13	1-2	.500	1-2	.500	0-0	---	0	4	4	0	1	0	0	1	1	3	3.0
Newble (TOT)	1-0	18	1-4	.250	1-2	.500	0-0	---	1	0	1	1	3	0	0	2	0	3	3.0
Ridnour	2-1	40	1-9	.111	0-1	.000	2-2	1.000	0	2	2	7	6	0	1	2	0	4	2.0
Gelabale	1-0	9	0-3	.000	0-1	.000	0-0	---	1	0	1	0	1	0	0	2	1	0	0.0
Swift	1-1	12	0-4	.000	0-0	---	0-0	---	1	1	2	0	2	0	0	0	0	0	0.0
<b>SUPERSONICS</b>	<b>2</b>	<b>480</b>	<b>74-167</b>	<b>.443</b>	<b>6-20</b>	<b>.300</b>	<b>46-54</b>	<b>.852</b>	<b>23</b>	<b>71</b>	<b>94</b>	<b>39</b>	<b>51</b>	<b>0</b>	<b>12</b>	<b>33</b>	<b>5</b>	<b>200</b>	<b>100.0</b>
<b>PISTONS</b>	<b>2</b>	<b>480</b>	<b>68-167</b>	<b>.407</b>	<b>17-42</b>	<b>.405</b>	<b>54-70</b>	<b>.771</b>	<b>28</b>	<b>61</b>	<b>89</b>	<b>50</b>	<b>48</b>	<b>0</b>	<b>20</b>	<b>23</b>	<b>11</b>	<b>207</b>	<b>103.5</b>

**2008-09 SCHEDULE (ALL TIMES EASTERN)**

Friday, December 26 ..... at Detroit ..... 8:00 p.m. .... FSN+  
Friday, January 16 ..... at Oklahoma City ..... 8:00 p.m. .... FSN

**2007-08 RESULTS (2-0)**

DATE	SITE	W/L	SCORE	PISTONS HIGH SCORER	PISTONS HIGH REBS	PISTONS HIGH ASSISTS	SONICS HIGH SCORER	SONICS HIGH REBS	SONICS HIGH ASSISTS
11/11/07	Seattle	W	107-103	Hamilton 32	McDyess 15	Billups/Prince 6	Durant 19	Wilcox 9	Ridnour 7
3/4/08	Detroit	W	100-97	Prince 24	Maxiell 9	Billups 9	Watson 23	Petro/Wilcox 10	Watson 7

**CURRENT STREAKS VS. THUNDER**

SITE	LAST WIN	SCORE	LAST LOSS	SCORE	STREAK	BONUS
At Home	3/4/08	100-97	12/12/03	72-93	Won 4	Won 9 of 10
On the Road	11/11/07	107-103	3/4/05	87-95	Won 3	Won 4 of 5
Overall	3/4/08	100-97	3/4/05	87-95	Won 7	Won 7 of 8

**PISTONS VS. SONICS SEASON-BY-SEASON**

YEAR	HOME	AWAY	NEUTRAL	TOTAL
67-68	2-0	1-1	3-0	6-1
68-69	2-0	1-2	1-0	4-2
69-70	2-1	0-2	1-0	3-3
70-71	2-0	1-1	---	3-1
71-72	0-2	0-2	---	0-4
72-73	1-2	1-2	---	2-4
73-74	2-1	3-0	---	5-1
74-75	1-1	1-1	---	2-2
75-76	3-0	0-2	---	3-2
76-77	1-1	0-2	---	1-3
77-78	1-1	0-2	---	1-3
78-79	0-2	0-1	---	0-3
79-80	0-1	0-1	---	0-2
80-81	0-1	0-1	---	0-2
81-82	1-0	0-1	---	1-1
82-83	0-1	0-1	---	0-2
83-84	1-0	0-1	---	1-1
84-85	1-0	0-1	---	1-1
85-86	1-0	1-0	---	2-0
86-87	1-0	1-0	---	2-0
87-88	1-0	0-1	---	1-1
88-89	1-0	1-0	---	2-0
89-90	1-0	0-1	---	1-1
90-91	1-0	0-1	---	1-1
91-92	0-1	1-0	---	1-1
92-93	0-1	0-1	---	0-2
93-94	0-1	1-0	---	1-1
94-95	0-1	0-1	---	0-2
95-96	1-0	0-1	---	1-1
96-97	1-0	0-1	---	1-1
97-98	0-1	0-1	---	0-2
98-99	1-0	---	---	1-0
99-00	1-0	1-0	---	2-0
00-01	1-0	1-0	---	2-0
01-02	1-0	0-1	---	1-1
02-03	1-0	0-1	---	1-1
03-04	0-1	1-0	---	1-1
04-05	1-0	0-1	---	1-1
05-06	1-0	1-0	---	2-0
06-07	1-0	1-0	---	2-0
07-08	1-0	1-0	---	2-0
<b>TOTALS</b>	<b>37-20</b>	<b>19-35</b>	<b>5-0</b>	<b>61-55</b>

**PISTONS VS. THUNDER SERIES FACTS**

Largest Winning Margin: ..... 31 vs. Seattle, October 26, 1970 (142-111)  
Largest Losing Margin: ..... 40 vs. Seattle, March 12, 1995 (94-134)  
Most Points Scored: ..... 144 vs. Seattle (neutral site), January 30, 1969 (144-118)  
Most Points Allowed: ..... 138 at Seattle, November 21, 1992 (101-138)  
Fewest Points Scored: ..... 72 vs. Seattle, December 12, 2003 (72-93)  
Fewest Points Allowed: ..... 65 at Seattle, March 7, 2004 (86-65)





8701 Maitland Summit Boulevard  
Orlando, FL 32810  
(407) 916-2400

**DIRECTORY**

**Chairman** ..... Rich DeVos  
**President and CEO** ..... Bob Vander Weide  
**General Manager** ..... Otis Smith  
**Assistant General Manager** ..... Dave Twardzik  
**Head Coach** ..... Stan Van Gundy  
**Assistant Coaches** ..... Brendan Malone, Patrick Ewing, Steve Clifford, Bob Beyer  
**Athletic Trainer** ..... Tom Smith  
**Team Operations Manager** ..... Rodney Powell  
**Vice President of Communications** ..... Joel Glass  
**Director of Communications** ..... George Galante  
**Assistant Director of Communications** ..... Trish Wingerson  
**Communication Coordinators** ..... Jason Wallace, Melanie Curtsinger

**GENERAL INFORMATION**

**Team Colors** ..... Blue, Silver, Black  
**Home Court** ..... Amway Arena (17,461)  
**Radio** ..... WDBO (580 AM) - Dennis Neumann, Richie Aduato  
**Spanish Radio** ..... WONQ (1030 AM) - Joey Colon  
**Television/Cable** ..... Sun Sports/FSN Florida - David Steele, Matt Guokas

**BACKGROUND**

**Founded** ..... 1989-90  
**2007-08 Record** ..... 52-30, First in Southeast Division  
**2008 Playoffs** ..... 5-5, Defeated Toronto (4-1), Lost to Detroit (1-4)

STAN VAN GUNDY  
HEAD COACH



**2007-2008 SEASON SERIES (2-2) DETROIT PISTONS VS. ORLANDO**

PLAYER	G-GS	MIN	FG-FGA	PCT	FG-FG3A	3PCT	FT-FTA	PCT	OR	DR	REB	AST	PF	DQ	STL	TO	BLK	PTS	AVG
Hamilton	3-3	106	26-45	.578	5-7	.714	8-10	.800	3	7	10	14	10	0	3	7	0	65	21.7
Murray	1-0	28	8-14	.571	1-3	.333	2-4	.500	1	2	3	5	3	0	0	1	1	19	19.0
Billups	4-4	125	20-44	.455	5-13	.385	21-22	.955	2	10	12	23	5	0	6	10	0	66	16.5
Wallace	4-4	125	24-46	.522	4-12	.333	4-8	.500	7	25	32	6	17	1	10	8	8	56	14.0
Prince	4-4	138	20-46	.435	2-6	.333	12-15	.800	3	8	11	17	3	0	2	5	1	54	13.5
McDyess	4-4	123	18-38	.474	0-0	---	5-7	.714	12	25	37	2	17	0	5	3	1	41	10.3
Maxiell	4-0	82	10-16	.625	0-0	---	12-19	.632	9	14	23	1	12	0	1	0	5	32	8.0
Herrmann (TOT)	3-0	42	8-21	.381	3-8	.375	2-2	1.000	3	6	9	0	4	0	1	1	0	21	7.0
Herrmann (DET)	2-0	9	2-6	.333	1-3	.333	0-0	---	1	2	3	0	1	0	0	0	0	5	2.5
Stuckey	3-0	53	5-17	.294	0-0	---	8-9	.889	1	7	8	7	6	0	2	6	0	18	6.0
Hayes	4-0	57	8-25	.320	3-8	.375	0-0	---	2	6	8	2	11	0	3	3	0	19	4.8
Mohammed	1-0	9	2-3	.667	0-0	---	0-0	---	0	3	3	0	1	0	0	1	0	4	4.0
Affalo	4-1	69	3-8	.375	0-3	.000	7-8	.875	1	7	8	1	7	0	0	5	0	13	3.3
Johnson	3-0	27	4-8	.500	0-0	---	0-0	---	7	3	10	0	7	0	1	2	6	8	2.7
Brezec (TOT)	2-1	19	1-1	1.000	0-0	---	0-0	---	1	2	3	0	5	0	0	1	0	2	1.0
Brezec (DET)	1-0	6	1-1	1.000	0-0	---	0-0	---	1	0	1	0	2	0	0	0	0	2	2.0
Dupree	1-0	3	0-0	---	0-0	---	0-0	---	0	0	0	0	0	0	0	0	0	0	0.0
<b>PISTONS</b>	<b>4</b>	<b>960</b>	<b>151-317</b>	<b>.476</b>	<b>21-55</b>	<b>.382</b>	<b>79-102</b>	<b>.775</b>	<b>50</b>	<b>119</b>	<b>169</b>	<b>78</b>	<b>102</b>	<b>1</b>	<b>33</b>	<b>51</b>	<b>22</b>	<b>402</b>	<b>100.5</b>
<b>MAGIC</b>	<b>4</b>	<b>960</b>	<b>131-286</b>	<b>.458</b>	<b>35-74</b>	<b>.473</b>	<b>93-132</b>	<b>.705</b>	<b>29</b>	<b>108</b>	<b>137</b>	<b>69</b>	<b>81</b>	<b>2</b>	<b>23</b>	<b>50</b>	<b>19</b>	<b>390</b>	<b>97.5</b>

**2007-2008 SEASON SERIES (2-2) ORLANDO MAGIC VS. DETROIT**

PLAYER	G-GS	MIN	FG-FGA	PCT	FG-FG3A	3PCT	FT-FTA	PCT	OR	DR	REB	AST	PF	DQ	STL	TO	BLK	PTS	AVG
Turkoglu	4-4	161	24-59	.407	6-16	.375	24-30	.800	4	14	18	20	8	0	3	8	1	78	19.5
Lewis	4-4	147	23-53	.434	9-22	.409	15-16	.938	1	15	16	5	10	0	5	8	4	70	17.5
Howard	4-4	153	22-46	.478	0-0	---	25-46	.543	13	30	43	6	10	0	2	14	10	69	17.3
Bogans	4-1	122	15-20	.750	12-14	.857	9-10	.900	0	21	21	5	4	0	4	2	0	51	12.8
Nelson	2-2	47	7-12	.583	0-0	---	3-3	1.000	1	5	6	8	8	0	3	1	0	17	8.5
Arroyo	3-2	82	11-24	.458	1-2	.500	1-3	.333	0	5	5	12	11	1	3	3	0	24	8.0
Dooling	4-0	73	9-21	.429	1-6	.167	13-15	.867	0	5	5	6	7	0	1	2	0	32	8.0
Evans (TOT)	4-3	65	10-17	.588	4-6	.667	3-5	.600	2	5	7	6	11	0	1	1	0	27	6.8
Evans (ORL)	3-3	54	9-15	.600	4-6	.667	0-1	.000	1	4	5	3	8	0	0	1	0	22	7.3
Cook (TOT)	4-1	65	8-28	.286	4-10	.400	4-4	1.000	3	4	7	3	10	1	1	4	1	24	6.0
Cook (ORL)	3-0	46	6-18	.333	2-5	.400	0-0	---	2	4	6	3	8	1	0	4	1	14	4.7
Ariza	1-0	9	2-3	.667	0-0	---	1-4	.250	1	1	2	0	0	0	1	1	1	5	5.0
Augustine	1-0	4	1-2	.500	0-0	---	0-0	---	4	0	4	0	0	0	0	1	0	2	2.0
Foye	4-0	40	2-8	.250	0-0	---	2-4	.500	2	3	5	0	4	0	1	2	2	6	1.5
Garrity	2-0	13	0-3	.000	0-1	.000	0-0	---	0	1	1	0	2	0	0	0	0	0	0.0
Redick	2-0	8	0-2	.000	0-2	.000	0-0	---	0	0	0	1	1	0	0	0	0	0	0.0
<b>MAGIC</b>	<b>4</b>	<b>960</b>	<b>131-286</b>	<b>.458</b>	<b>35-74</b>	<b>.473</b>	<b>93-132</b>	<b>.705</b>	<b>29</b>	<b>108</b>	<b>137</b>	<b>69</b>	<b>81</b>	<b>2</b>	<b>23</b>	<b>50</b>	<b>19</b>	<b>390</b>	<b>97.5</b>
<b>PISTONS</b>	<b>4</b>	<b>960</b>	<b>151-317</b>	<b>.476</b>	<b>21-55</b>	<b>.382</b>	<b>79-102</b>	<b>.775</b>	<b>50</b>	<b>119</b>	<b>169</b>	<b>78</b>	<b>102</b>	<b>1</b>	<b>33</b>	<b>51</b>	<b>22</b>	<b>402</b>	<b>100.5</b>

**2008-09 SCHEDULE (ALL TIMES EASTERN)**

Monday, December 29	at Detroit	7:30 p.m.	FSN
Friday, February 27	at Orlando	7:00 p.m.	FSN
Monday, March 9	at Detroit	7:30 p.m.	FSN

**2007-08 RESULTS (2-2)**

DATE	SITE	W/L	SCORE	PISTONS HIGH SCORER	PISTONS HIGH REBS	PISTONS HIGH ASSISTS	MAGIC HIGH SCORER	MAGIC HIGH REBS	MAGIC HIGH ASSISTS
11/2/07	Orlando	W	116-92	Murray 19	McDyess/Wallace 7	Billups 7	Lewis 21	Howard 13	Nelson 6
1/21/08	Orlando	L	100-102	Hamilton 21	Wallace 15	Billups 5	Turkoglu 26	Bogans/Howard 8	Turkoglu 8
1/25/08	Detroit	W	101-93	Hamilton 32	McDyess 13	Hamilton/Prince 8	Turkoglu 23	Howard 14	Arroyo 6
2/19/08	Detroit	L	85-103	Stuckey 16	McDyess 14	Billups 5	Lewis 20	Howard 8	Turkoglu 6

**CURRENT STREAKS VS. MAGIC**

SITE	LAST WIN	SCORE	LAST LOSS	SCORE	STREAK	BONUS
At Home	1/25/08	101-93	2/19/08	85-103	Lost 1	Won 7 of 8
On the Road	11/2/07	116-92	1/21/08	100-102	Lost 1	Won 9 of 14
Overall	1/25/08	101-93	2/19/08	85-103	Lost 1	Won 6 of 8

**PISTONS VS. MAGIC SEASON-BY-SEASON**

YEAR	HOME	AWAY	NEUTRAL	TOTAL
89-90	3-0	2-0		5-0
90-91	1-0	1-0		2-0
91-92	2-0	2-0		4-0
92-93	2-0	1-1		3-1
93-94	1-1	0-2		1-3
94-95	1-1	0-2		1-3
95-96	1-1	0-2		1-3
96-97	2-0	0-2		2-2
97-98	1-1	0-1		1-2
98-99	0-2	0-2		0-4
99-00	1-1	1-1		2-2
00-01	2-0	0-2		2-2
01-02	1-1	1-1		2-2
02-03	1-0	1-1		2-1
03-04	1-1	2-0		3-1
04-05	2-0	1-1		3-1
05-06	1-0	1-1		2-1
06-07	2-0	2-0		4-0
07-08	1-1	1-1		2-2
<b>TOTALS</b>	<b>26-10</b>	<b>16-20</b>		<b>42-30</b>

**PISTONS VS. MAGIC SERIES FACTS**

Largest Winning Margin: ..... 40 at Orlando, January 26, 1991 (121-81)  
 Largest Losing Margin: ..... 28 vs. Orlando, April 19, 1994 (104-132)  
 Most Points Scored: ..... 140 vs. Orlando, February 21, 1990 (140-109)  
 Most Points Allowed: ..... 132 vs. Orlando, April 19, 1994 (104-132)  
 Fewest Points Scored: ..... 77 vs. Orlando, April 3, 1999 (77-92)  
 Fewest Points Allowed: ..... 73 at Orlando, February 10, 2006 (84-73)



3601 S. Broad Street  
Philadelphia, PA 19148  
(215) 339-7600



**DIRECTORY**

**Chairman** ..... Ed Snider  
**President & General Manager** ..... Ed Stefanski  
**Senior Vice President of Basketball Operations** ..... Tony DiLeo  
**Director of Player Personnel** ..... Courtney Witte  
**Head Coach** ..... Maurice Cheeks  
**Assistant Coaches** ..... John Loyer, Jim Lynam, Jeff Ruland, Bernard Smith  
**Athletic Trainer** ..... Kevin Johnson  
**Director of Public Relations** ..... Michael Preston  
**Public Relations Manager** ..... Pete Sousa  
**Public Relations Coordinator** ..... Sean McCloskey  
**Public Relations Coordinator** ..... Rebecca Goodman

**GENERAL INFORMATION**

**Team Colors** ..... Red, White, Blue, Gold, Silver  
**Home Court** ..... Wachovia Center (20,318)  
**Radio** ..... TBD - Tom McGinnis  
**Television** ..... Comcast SportsNet (Cable), CN8, CW-57 (WPSG) - Marc Zumoff, Bob Salmi

**BACKGROUND**

**Founded** ..... 1963-64  
**2007-08 Record** ..... 40-42, Third in Atlantic Division  
**2008 Playoffs** ..... 2-4, Lost to Detroit (2-4)

MAURICE CHEEKS  
HEAD COACH



**2007-2008 SEASON SERIES (2-2) DETROIT PISTONS VS. PHILADELPHIA**

PLAYER	G-GS	MIN	FG-FGA	PCT	FG-FG3A	3PCT	FT-FTA	PCT	OR	DR	REB	AST	PF	DQ	STL	TO	BLK	PTS	AVG
Billups	4-4	131	18-39	.462	9-21	.429	18-20	.900	2	9	11	21	7	0	4	4	2	63	15.8
Hamilton	3-3	98	15-35	.429	1-7	.143	10-13	.769	0	2	2	6	9	0	2	5	1	41	13.7
Prince	4-4	137	22-50	.440	3-7	.429	6-9	.667	5	15	20	12	4	0	3	8	2	53	13.3
Wallace	3-3	89	13-31	.419	2-12	.167	4-4	1.000	1	14	15	7	6	0	1	4	4	32	10.7
McDyess	4-4	129	15-36	.417	0-0	---	10-18	.556	14	17	31	4	10	0	3	3	4	40	10.0
Dixon (TOT)	6-0	98	17-32	.531	5-7	.714	2-2	1.000	3	5	8	6	9	0	2	12	0	41	6.8
Dixon (DET)	2-0	40	8-15	.533	1-3	.333	0-0	---	2	1	3	2	3	0	0	4	0	17	8.5
Maxiell	4-1	68	11-16	.688	0-0	---	4-7	.571	5	8	13	1	13	0	1	3	4	26	6.5
Mohammed	1-0	24	2-5	.400	0-0	---	2-4	.500	5	4	9	0	1	0	1	1	0	6	6.0
Stuckey	3-0	54	4-15	.267	0-3	.000	6-7	.857	1	5	6	11	3	0	1	5	0	14	4.7
Affalo	4-1	51	8-20	.400	0-5	.000	0-0	---	1	2	3	3	7	0	2	1	1	16	4.0
Murray	1-0	15	2-5	.400	0-1	.000	0-0	---	0	1	1	4	0	0	0	1	0	4	4.0
Johnson	4-0	41	5-11	.455	0-0	---	3-4	.750	6	9	15	1	8	0	0	0	4	13	3.3
Hayes	4-0	47	5-15	.333	1-5	.200	1-2	.500	1	5	6	2	6	0	3	1	0	12	3.0
Herrmann (TOT)	2-0	19	1-6	.167	1-3	.333	2-2	1.000	1	4	5	0	0	0	0	0	0	5	2.5
Herrmann (DET)	1-0	6	1-2	.500	1-2	.500	0-0	---	0	0	0	0	0	0	0	0	0	3	3.0
Ratliff (TOT)	2-0	31	2-4	.500	0-0	---	1-2	.500	3	2	5	1	5	0	1	1	3	5	2.5
Ratliff (DET)	2-0	31	2-4	.500	0-0	---	1-2	.500	3	2	5	1	5	0	1	1	3	5	2.5
<b>PISTONS</b>	<b>4</b>	<b>960</b>	<b>131-299</b>	<b>.438</b>	<b>18-66</b>	<b>.273</b>	<b>65-90</b>	<b>.722</b>	<b>46</b>	<b>94</b>	<b>140</b>	<b>75</b>	<b>82</b>	<b>0</b>	<b>22</b>	<b>42</b>	<b>25</b>	<b>345</b>	<b>86.3</b>
<b>76ERS</b>	<b>4</b>	<b>960</b>	<b>130-299</b>	<b>.435</b>	<b>15-51</b>	<b>.294</b>	<b>65-95</b>	<b>.684</b>	<b>57</b>	<b>119</b>	<b>176</b>	<b>71</b>	<b>78</b>	<b>0</b>	<b>22</b>	<b>55</b>	<b>18</b>	<b>340</b>	<b>85.0</b>

**2007-2008 SEASON SERIES (2-2) PHILADELPHIA 76ERS VS. DETROIT**

PLAYER	G-GS	MIN	FG-FGA	PCT	FG-FG3A	3PCT	FT-FTA	PCT	OR	DR	REB	AST	PF	DQ	STL	TO	BLK	PTS	AVG
Iguodala	4-4	171	22-64	.344	8-22	.364	27-34	.794	1	18	19	22	4	0	9	12	3	79	19.8
Green	3-3	80	18-33	.545	3-6	.500	5-7	.714	0	7	7	3	7	0	0	8	2	44	14.7
Dalembert	4-4	144	20-39	.513	0-0	---	4-10	.400	15	33	48	2	14	0	2	8	5	44	11.0
Williams	4-0	102	15-40	.375	1-9	.111	12-15	.800	2	11	13	15	6	0	1	6	0	43	10.8
Miller	4-4	142	19-45	.422	0-3	.000	3-6	.500	4	6	10	20	7	0	2	6	1	41	10.3
Evans	4-4	101	9-16	.563	0-0	---	11-19	.579	16	19	35	2	10	0	3	4	2	29	7.3
Carney	3-0	42	9-18	.500	3-7	.429	0-0	---	3	3	6	1	8	0	1	0	1	21	7.0
Smith	4-0	85	10-22	.455	0-1	.000	0-0	---	8	14	22	0	9	0	3	2	2	20	5.0
Young	4-1	80	8-19	.421	0-1	.000	3-4	.750	7	6	13	5	9	0	1	3	0	19	4.8
Booth	1-0	8	0-1	.000	0-0	---	0-0	---	1	2	3	0	2	0	0	0	2	0	0.0
Giricek	1-0	4	0-2	.000	0-2	.000	0-0	---	0	0	0	1	2	0	0	0	0	0	0.0
Ollie	1-0	1	0-0	.000	0-0	---	0-0	---	0	0	0	0	0	0	0	0	0	0	0.0
<b>76ERS</b>	<b>4</b>	<b>960</b>	<b>130-299</b>	<b>.435</b>	<b>15-51</b>	<b>.294</b>	<b>65-95</b>	<b>.684</b>	<b>57</b>	<b>119</b>	<b>176</b>	<b>71</b>	<b>78</b>	<b>0</b>	<b>22</b>	<b>55</b>	<b>18</b>	<b>340</b>	<b>85.0</b>
<b>PISTONS</b>	<b>4</b>	<b>960</b>	<b>131-299</b>	<b>.438</b>	<b>18-66</b>	<b>.273</b>	<b>65-90</b>	<b>.722</b>	<b>46</b>	<b>94</b>	<b>140</b>	<b>75</b>	<b>82</b>	<b>0</b>	<b>22</b>	<b>42</b>	<b>25</b>	<b>345</b>	<b>86.3</b>

**2008-09 SCHEDULE (ALL TIMES EASTERN)**

Friday, December 5 ..... at Detroit ..... 8:00 p.m. .... FSN  
 Sunday, March 29 ..... at Detroit ..... 6:00 p.m. .... FSN  
 Saturday, April 4 ..... at Philadelphia ..... 3:00 p.m. .... FSN/ESPN

**2007-08 RESULTS (2-2)**

DATE	SITE	W/L	SCORE	PISTONS HIGH SCORER	PISTONS HIGH REBS	PISTONS HIGH ASSISTS	76ERS HIGH SCORER	76ERS HIGH REBS	76ERS HIGH ASSISTS
11/23/07	Detroit	W	83-78	Prince 15	Mohammed 9	Billups 9	Iguodala 17	Evans 10	Iguodala 6
1/23/08	Philadelphia	W	86-78	Hamilton 21	McDyess 8	Wallace 6	Green 16	Dalembert 13	Iguodala/Miller 5
3/12/08	Detroit	L	82-83	Wallace 17	McDyess 11	Hamilton 4	Iguodala 22	Dalembert 15	Iguodala 5
4/9/08	Philadelphia	L	94-101	Billups 18	Johnson 7	Stuckey 6	Iguodala 25	Dalembert 13	Miller 9

**CURRENT STREAKS VS. 76ERS**

SITE	LAST WIN	SCORE	LAST LOSS	SCORE	STREAK	BONUS
At Home	11/23/07	83-78	3/12/08	82-83	Lost 1	Won 6 of 8
On the Road	1/23/08	86-78	4/9/08	94-101	Lost 1	Won 7 of 9
Overall	1/23/08	86-78	4/9/08	94-101	Lost 2	Won 8 of 11

**PISTONS VS. 76ERS SEASON-BY-SEASON**

YEAR	HOME	AWAY	NEUTRAL	TOTAL
57-58	4-0	0-4	1-0	5-4
58-59	1-3	1-3	0-1	2-7
59-60	3-1	0-4	1-0	4-5
60-61	2-1	0-2	2-3	4-6
61-62	2-1	0-3	2-1	4-5
62-63	1-3	0-3	1-0	3-6
63-64	1-2	1-1	1-2	3-5
64-65	2-1	0-3	2-2	4-6
65-66	2-2	1-2	0-3	3-7
66-67	0-3	0-2	0-4	0-9
67-68	1-2	0-3	0-2	1-7
68-69	2-1	0-3	1-0	3-4
69-70	1-1	0-3	0-1	1-5
70-71	1-1	1-2	---	2-3
71-72	0-3	1-1	---	1-4
72-73	2-0	0-1	1-0	3-1
73-74	0-2	2-0	---	2-2
74-75	2-0	1-1	---	3-1
75-76	1-1	0-2	---	1-3
76-77	2-0	0-2	---	2-2
77-78	0-2	0-2	---	0-4
78-79	1-1	0-2	---	1-3
79-80	1-2	0-3	---	1-5
80-81	1-1	0-3	---	1-4
81-82	2-1	0-2	---	2-3
82-83	0-3	0-3	---	0-6
83-84	2-1	1-2	---	3-3
84-85	0-3	1-2	---	1-5
85-86	1-2	1-2	---	2-4
86-87	2-0	3-0	---	5-0
87-88	2-1	2-0	---	4-1
88-89	2-0	3-0	---	5-0
89-90	1-1	0-2	---	1-3
90-91	1-0	1-2	---	2-2
91-92	1-1	2-0	---	3-1
92-93	2-0	1-1	---	3-1
93-94	1-1	0-2	---	1-3
94-95	2-0	2-0	---	4-0
95-96	2-0	2-0	---	4-0
96-97	1-1	1-0	---	2-1
97-98	1-1	2-0	---	3-1
98-99	1-1	0-2	---	1-3
99-00	2-0	0-2	---	2-2
00-01	0-2	0-2	---	0-4
01-02	1-0	1-1	---	2-1
02-03	1-1	1-1	---	2-2
03-04	1-1	1-1	---	2-2
04-05	2-0	1-1	---	3-1
05-06	1-0	2-0	---	3-0
06-07	1-1	2-0	---	3-1
07-08	1-1	1-1	---	2-2
<b>TOTALS</b>	<b>67-55</b>	<b>39-84</b>	<b>13-19</b>	<b>119-160</b>

**PISTONS VS. 76ERS SERIES FACTS**

Largest Winning Margin: ..... 37 vs. Philadelphia, December 20, 1997 (115-78)  
 Largest Losing Margin: ..... 39 at Philadelphia, March 25, 1981 (75-114)  
 Most Points Scored: ..... 146 vs. Syracuse (neutral site), January 12, 1963 (146-115)  
 Most Points Allowed: ..... 162 vs. Syracuse, February 8, 1963 (135-162)  
 Fewest Points Scored: ..... 74 at Philadelphia, April 8, 2003 (74-91)  
 Fewest Points Allowed: ..... 66 at Philadelphia, February 23, 2004 (76-66)





201 East Jefferson St.  
Phoenix, AZ 85004  
(602) 379-7900

**DIRECTORY**

**Managing Partner** ..... Robert Sarver  
**Chairman** ..... Jerry Colangelo  
**Vice Chairman** ..... Sam Garvin  
**President of Basketball Operations/GM** ..... Steve Kerr  
**Senior Vice President/Basketball Operations** ..... David Griffin  
**Vice President of Player Programs** ..... Mark West  
**Head Coach** ..... Terry Porter  
**Assistant Coaches** ..... Alvin Gentry, Bill Cartwright, Dan Majerle, Igor Kokoskov  
**Athletic Trainer** ..... Aaron Nelson  
**Vice President of Basketball Communications** ..... Julie Fie  
**Managers of Basketball Communications** ..... DC Headley, Vince Kozar  
**Assistant to VP of Basketball Communications** ..... Sherry Reed


**GENERAL INFORMATION**

**Team Colors** ..... Purple, Orange, Black  
**Home Court** ..... US Airways Center (18,422)  
**Radio** ..... KTAR (620 AM) - Al McCoy, Tim Kempton  
**Spanish Radio** ..... KSUN (1400 AM) - Gerardo Romo, Arturo Ochoa  
**Television** ..... My45 - Tom Leander, Eddie Johnson, Scott Williams  
**Cable** ..... FSN Arizona - Gary Bender, Eddie Johnson, Scott Williams

**BACKGROUND**

**Founded** ..... 1968-69  
**2007-08 Record** ..... 55-27, Second in Pacific Division  
**2008 Playoffs** ..... 1-4, Lost to San Antonio (1-4)

TERRY PORTER  
HEAD COACH



**2007-2008 SEASON SERIES (2-0) DETROIT PISTONS VS. PHOENIX**

PLAYER	G-GS	MIN	FG-FGA	PCT	FG-FG3A	3PCT	FT-FTA	PCT	OR	DR	REB	AST	PF	DQ	STL	TO	BLK	PTS	AVG
Billups	2-2	75	13-33	.394	3-13	.231	17-18	.944	0	4	4	17	3	0	3	4	1	46	23.0
Wallace	2-2	65	17-31	.548	6-12	.500	5-5	1.000	1	16	17	3	9	0	1	1	2	45	22.5
Hamilton	1-1	32	8-15	.533	1-1	1.000	1-1	1.000	0	0	0	1	4	0	0	1	0	18	18.0
McDyess	2-2	57	9-13	.692	0-0	---	3-4	.750	5	15	20	2	8	0	0	2	2	21	10.5
Prince	2-2	62	9-20	.450	0-0	---	3-4	.750	2	4	6	5	2	0	1	2	1	21	10.5
Hayes	2-0	37	8-15	.533	4-8	.500	0-0	---	0	4	4	3	0	0	0	1	0	20	10.0
Stuckey	2-0	49	7-21	.333	0-0	---	3-4	.750	1	6	7	6	4	0	3	5	1	17	8.5
Maxiell	2-0	33	5-8	.625	0-0	---	1-2	.500	5	5	10	0	3	0	0	0	3	11	5.5
Afflalo	2-1	37	4-10	.400	0-1	.000	0-0	---	1	4	5	5	1	0	1	1	0	8	4.0
Ratiff (TOT)	1-0	14	1-3	.333	0-0	---	2-2	1.000	2	2	4	0	4	0	1	0	1	4	4.0
Ratiff (DET)	1-0	14	1-3	.333	0-0	---	2-2	1.000	2	2	4	0	4	0	1	0	1	4	4.0
Herrmann (TOT)	2-0	22	2-6	.333	1-2	.500	2-2	1.000	4	5	9	1	2	0	0	2	0	7	3.5
Herrmann (DET)	1-0	4	1-2	.500	1-2	.500	2-2	1.000	1	2	3	0	0	0	0	0	0	5	5.0
Johnson	2-0	30	3-5	.600	0-0	---	1-4	.250	5	3	8	3	6	0	0	2	2	7	3.5
Hunter	1-0	10	1-2	.500	1-2	.500	0-0	---	0	2	2	0	1	0	1	1	0	3	3.0
Dixon (TOT)	3-0	28	2-8	.250	1-3	.333	2-2	1.000	1	6	7	4	4	0	0	3	0	7	2.3
Dixon (DET)	1-0	2	0-0	---	0-0	---	0-0	---	0	0	0	0	1	0	0	1	0	0	0.0
<b>PISTONS</b>	<b>2</b>	<b>505</b>	<b>86-178</b>	<b>.483</b>	<b>16-39</b>	<b>.410</b>	<b>38-46</b>	<b>.826</b>	<b>23</b>	<b>67</b>	<b>90</b>	<b>45</b>	<b>46</b>	<b>0</b>	<b>11</b>	<b>22</b>	<b>13</b>	<b>226</b>	<b>113.0</b>
<b>SUNS</b>	<b>2</b>	<b>505</b>	<b>72-157</b>	<b>.459</b>	<b>9-25</b>	<b>.360</b>	<b>38-53</b>	<b>.717</b>	<b>13</b>	<b>57</b>	<b>70</b>	<b>43</b>	<b>32</b>	<b>1</b>	<b>6</b>	<b>30</b>	<b>8</b>	<b>191</b>	<b>95.5</b>

**2007-2008 SEASON SERIES (0-2) PHOENIX SUNS VS. DETROIT**

PLAYER	G-GS	MIN	FG-FGA	PCT	FG-FG3A	3PCT	FT-FTA	PCT	OR	DR	REB	AST	PF	DQ	STL	TO	BLK	PTS	AVG
Stoudemire	2-2	77	19-39	.487	0-2	.000	26-28	.929	1	7	8	8	3	0	1	4	2	64	32.0
Nash	2-2	72	13-22	.591	4-8	.500	4-4	1.000	0	5	5	15	1	0	0	5	1	34	17.0
Barbosa	2-0	60	11-20	.550	1-5	.200	4-5	.800	0	6	6	6	2	0	0	3	0	27	13.5
O'Neal (TOT)	3-3	105	12-25	.480	0-0	---	4-15	.267	9	19	28	5	12	0	0	10	0	28	9.3
O'Neal (PHO)	2-2	75	8-19	.421	0-0	---	3-11	.273	5	16	21	3	7	0	0	6	0	19	9.5
Hill	2-2	67	7-18	.389	0-2	.000	1-3	.333	3	9	12	2	3	0	2	0	1	15	7.5
Bell	2-2	65	5-13	.385	3-6	.500	0-0	---	0	7	7	1	10	1	0	4	1	13	6.5
Johnson	1-0	12	2-4	.500	0-0	---	0-0	---	2	1	3	1	1	0	0	0	1	4	4.0
Giricek (TOT)	2-0	24	3-6	.500	0-2	.000	0-0	---	1	1	2	2	3	0	0	1	1	6	3.0
Giricek (PHO)	1-0	19	3-4	.750	0-0	---	0-0	---	1	1	2	1	1	0	0	1	1	6	6.0
Strawberry	1-0	12	1-3	.333	1-1	1.000	0-2	.000	0	1	1	0	1	0	1	0	1	3	3.0
Diaw	2-0	40	2-11	.182	0-1	.000	0-0	---	1	3	4	5	2	0	2	3	0	4	2.0
Marks	1-0	6	1-4	.250	0-0	---	0-0	---	0	1	1	1	1	0	0	0	0	2	2.0
<b>SUNS</b>	<b>2</b>	<b>505</b>	<b>72-157</b>	<b>.459</b>	<b>9-25</b>	<b>.360</b>	<b>38-53</b>	<b>.717</b>	<b>13</b>	<b>57</b>	<b>70</b>	<b>43</b>	<b>32</b>	<b>1</b>	<b>6</b>	<b>30</b>	<b>8</b>	<b>191</b>	<b>95.5</b>
<b>PISTONS</b>	<b>2</b>	<b>505</b>	<b>86-178</b>	<b>.483</b>	<b>16-39</b>	<b>.410</b>	<b>38-46</b>	<b>.826</b>	<b>23</b>	<b>67</b>	<b>90</b>	<b>45</b>	<b>46</b>	<b>0</b>	<b>11</b>	<b>22</b>	<b>13</b>	<b>226</b>	<b>113.0</b>

**2008-09 SCHEDULE (ALL TIMES EASTERN)**

Sunday, November 16 ..... at Phoenix ..... 8:00 p.m. .... FSN  
Sunday, February 8 ..... at Detroit ..... 8:00 p.m. .... FSN/ESPN

**2007-08 RESULTS (2-0)**

DATE	SITE	W/L	SCORE	PISTONS HIGH SCORER	PISTONS HIGH REBS	PISTONS HIGH ASSISTS	SUNS HIGH SCORER	SUNS HIGH REBS	SUNS HIGH ASSISTS
2/24/08	Phoenix	W	116-86	Wallace 22	McDyess 13	Billups 11	Stoudemire 31	O'Neal 11	Nash 6
3/24/08	Detroit	W	110-105 (OT)	Billups 32	Wallace 9	Billups 6	Stoudemire 33	O'Neal 10	Nash 9

**CURRENT STREAKS VS. SUNS**

SITE	LAST WIN	SCORE	LAST LOSS	SCORE	STREAK	BONUS
At Home	3/24/08	110-105 (OT)	12/31/06	101-108	Won 1	Won 4 of 5
On the Road	2/24/08	116-86	3/3/05	97-100	Won 3	Won 8 of 10
Overall	3/24/08	110-105 (OT)	12/31/06	101-108	Won 3	Won 10 of 13

**PISTONS VS. SUNS SEASON-BY-SEASON**

YEAR	HOME	AWAY	NEUTRAL	TOTAL
68-69	2-1	1-1	1-0	4-2
69-70	2-1	1-2		3-3
70-71	1-2	1-2		2-4
71-72	1-2	1-2		2-4
72-73	3-0	1-2		4-2
73-74	3-0	3-0		6-0
74-75	1-1	1-1		2-2
75-76	1-2	0-2		1-4
76-77	2-0	0-2		2-2
77-78	1-1	1-1		2-2
78-79	0-2	0-2		0-4
79-80	0-1	0-1		0-2
80-81	0-1	0-1		0-2
81-82	0-1	0-1		0-2
82-83	1-0	0-1		1-1
83-84	1-0	1-0		2-0
84-85	1-0	1-0		2-0
85-86	0-1	0-1		0-2
86-87	1-0	0-1		1-1
87-88	1-0	1-0		2-0
88-89	1-0	1-0		2-0
89-90	1-0	1-0		2-0
90-91	0-1	0-1		0-2
91-92	0-1	0-1		0-2
92-93	0-1	0-1		0-2
93-94	0-1	1-0		1-1
94-95	1-0	0-1		1-1
95-96	1-0	1-0		2-0
96-97	0-1	0-1		0-2
97-98	1-0	0-1		1-1
98-99		1-0		1-0
99-00	0-1	0-1		0-2
00-01	0-1	1-0		1-1
01-02	0-1	1-0		1-1
02-03	0-1	1-0		1-1
03-04	1-0	1-0		2-0
04-05	1-0	0-1		1-1
05-06	1-0	1-0		2-0
06-07	0-1	1-0		1-1
07-08	1-0	1-0		2-0
<b>TOTALS</b>	<b>31-26</b>	<b>25-31</b>	<b>1-0</b>	<b>57-57</b>

**PISTONS VS. SUNS SERIES FACTS**

Largest Winning Margin: ..... 30 at Phoenix, February 24, 2008 (116-86)  
Largest Losing Margin: ..... 33 vs. Phoenix, January 24, 2001 (73-106)  
Most Points Scored: ..... 132 vs. Phoenix, February 13, 1970 (132-120)  
Most Points Allowed: ..... 140 at Phoenix, November 9, 1969 (129-140)  
Fewest Points Scored: ..... 71 vs. Phoenix, February 12, 2002 (71-99)  
Fewest Points Allowed: ..... 77 vs. Phoenix, January 18, 1975 (86-77)





One Center Court, Suite 200  
Portland, OR 97227  
(503) 234-9291

**DIRECTORY**

Owner ..... Paul Allen  
President ..... Larry Miller  
General Manager ..... Kevin Pritchard  
Assistant General Manager ..... Tom Penn  
Head Coach ..... Nate McMillan  
Lead Assistant Coach ..... Dean Demopoulos  
Assistant Coaches ..... Monty Williams, Maurice Lucas, Joe Prunty  
Shooting Coach ..... John Townsend  
Athletic Trainer ..... Jay Jenson  
Vice President of Communications ..... Cheri Hanson  
Director of Sports Communications ..... Jim Taylor  
Sports Communications Manager ..... Collin Romer

**GENERAL INFORMATION**

Team Colors ..... Scarlet, Black, White  
Home Court ..... The Rose Garden (19,980)  
Radio ..... The Game (95.5 FM) - Brian Wheeler, Antonio Harvey  
Television/Cable ..... KGW (Channel 8), Comcast SportsNet - Mike Barrett, Mike Rice

**BACKGROUND**

Founded ..... 1970-71  
2007-08 Record ..... 41-41, Third in Northwest Division  
2008 Playoffs ..... Did not qualify

NATE McMILLAN  
HEAD COACH



**2007-2008 SEASON SERIES (1-1) DETROIT PISTONS VS. PORTLAND**

PLAYER	G-GS	MIN	FG-FGA	PCT	FG-FG3A	3PCT	FT-FTA	PCT	OR	DR	REB	AST	PF	DQ	STL	TO	BLK	PTS	AVG
Billups	2-2	57	13-25	.520	3-6	.500	7-9	.778	0	2	2	14	6	0	2	2	0	36	18.0
Prince	2-2	69	12-25	.480	3-7	.429	2-4	.500	4	8	12	4	2	0	1	1	0	29	14.5
Stuckey	1-0	24	5-10	.500	0-0	---	3-4	.750	1	2	3	4	1	0	0	0	1	13	13.0
Hamilton	2-2	62	10-28	.357	1-2	.500	3-4	.750	5	3	8	7	5	0	2	5	0	24	12.0
Wallace	2-2	63	9-20	.450	6-10	.600	0-0	---	1	11	12	6	5	0	3	2	2	24	12.0
Johnson	1-0	26	4-5	.800	0-0	---	2-4	.500	4	2	6	2	4	0	0	3	3	10	10.0
McDyess	2-2	50	6-12	.500	0-0	---	2-2	1.000	3	6	9	2	6	0	1	3	1	14	7.0
Murray	1-0	15	3-4	.750	1-1	1.000	0-0	---	0	1	1	4	1	0	1	3	0	7	7.0
Hayes	2-0	37	4-12	.333	3-4	.750	1-2	.500	1	5	6	3	4	0	0	2	0	12	6.0
Maxiell	2-0	37	4-7	.571	0-0	---	2-2	1.000	3	7	10	0	2	0	0	1	3	10	5.0
Herrmann (TOT)	2-0	13	2-4	.500	1-2	.500	0-0	---	0	1	1	0	1	0	0	0	0	5	2.5
Herrmann (DET)	1-0	5	0-2	.000	0-1	.000	0-0	---	0	0	0	0	1	0	0	0	0	0	0.0
Affalo	2-0	30	2-4	.500	0-1	.000	0-0	---	0	3	3	2	0	0	0	2	0	4	2.0
Mohammed	1-0	5	1-3	.333	0-0	---	0-0	---	0	1	1	0	0	0	0	0	0	2	2.0
Brezec (TOT)	2-1	12	0-3	.000	0-0	---	0-2	.000	2	3	5	0	0	0	0	1	0	0	0.0
Brezec (DET)	1-0	1	0-0	---	0-0	---	0-0	---	0	0	0	0	0	0	0	0	0	0	0.0
<b>PISTONS</b>	<b>2</b>	<b>480</b>	<b>73-157</b>	<b>.465</b>	<b>17-32</b>	<b>.531</b>	<b>22-31</b>	<b>.710</b>	<b>22</b>	<b>51</b>	<b>73</b>	<b>48</b>	<b>38</b>	<b>0</b>	<b>10</b>	<b>24</b>	<b>10</b>	<b>185</b>	<b>92.5</b>
<b>TRAIL BLAZERS</b>	<b>2</b>	<b>480</b>	<b>73-148</b>	<b>.493</b>	<b>6-23</b>	<b>.261</b>	<b>32-41</b>	<b>.780</b>	<b>18</b>	<b>60</b>	<b>78</b>	<b>40</b>	<b>34</b>	<b>0</b>	<b>9</b>	<b>24</b>	<b>1</b>	<b>184</b>	<b>92.0</b>

**2007-2008 SEASON SERIES (1-1) PORTLAND TRAIL BLAZERS VS. DETROIT**

PLAYER	G-GS	MIN	FG-FGA	PCT	FG-FG3A	3PCT	FT-FTA	PCT	OR	DR	REB	AST	PF	DQ	STL	TO	BLK	PTS	AVG
Aldridge	2-2	71	18-31	.581	0-0	---	8-12	.667	6	10	16	2	3	0	1	2	0	44	22.0
Roy	1-1	37	9-16	.563	2-3	.667	0-0	---	0	3	3	1	1	0	1	2	0	20	20.0
Jack	2-1	68	11-17	.647	1-3	.333	7-8	.875	0	4	4	9	2	0	0	8	0	30	15.0
Outlaw	2-0	41	6-14	.429	1-2	.500	4-6	.667	1	3	4	2	2	0	1	1	0	17	8.5
Frye	2-1	33	6-9	.667	0-0	---	2-2	1.000	2	6	8	2	6	0	2	0	0	14	7.0
Przybilla	2-1	47	6-7	.857	0-0	---	2-2	1.000	3	13	16	1	5	0	2	1	1	14	7.0
Green	1-0	8	2-4	.500	0-1	.000	2-2	1.000	0	1	1	2	0	0	0	2	0	6	6.0
McRoberts	1-0	12	3-5	.600	0-1	.000	0-0	---	1	1	2	1	0	0	0	0	0	6	6.0
Webster	2-2	75	4-18	.222	1-7	.143	3-4	.750	2	12	14	4	7	0	1	6	0	12	6.0
LaFrentz	1-0	12	2-4	.500	0-1	.000	1-1	1.000	0	2	2	0	2	0	1	0	0	5	5.0
Rodriguez	2-0	27	3-10	.300	1-1	1.000	2-2	1.000	2	1	3	5	3	0	0	1	0	9	4.5
Blake	2-2	50	3-13	.231	0-4	.000	1-2	.500	1	4	5	11	3	0	0	1	0	7	3.5
<b>TRAIL BLAZERS</b>	<b>2</b>	<b>480</b>	<b>73-148</b>	<b>.493</b>	<b>6-23</b>	<b>.261</b>	<b>32-41</b>	<b>.780</b>	<b>18</b>	<b>60</b>	<b>78</b>	<b>40</b>	<b>34</b>	<b>0</b>	<b>9</b>	<b>24</b>	<b>1</b>	<b>184</b>	<b>92.0</b>
<b>PISTONS</b>	<b>2</b>	<b>480</b>	<b>73-157</b>	<b>.465</b>	<b>17-32</b>	<b>.531</b>	<b>22-31</b>	<b>.710</b>	<b>22</b>	<b>51</b>	<b>73</b>	<b>48</b>	<b>38</b>	<b>0</b>	<b>10</b>	<b>24</b>	<b>10</b>	<b>185</b>	<b>92.5</b>

**2008-09 SCHEDULE (ALL TIMES EASTERN)**

Sunday, November 30 ..... at Detroit ..... 3:00 p.m. .... FSN  
Wednesday, January 7 ..... at Portland ..... 10:00 p.m. .... FSN

**2007-08 RESULTS (1-1)**

DATE	SITE	W/L	SCORE	PISTONS HIGH SCORER	PISTONS HIGH REBS	PISTONS HIGH ASSISTS	TRAIL BLAZERS HIGH SCORER	TRAIL BLAZERS HIGH REBS	TRAIL BLAZERS HIGH ASSISTS
11/13/07	Portland	L	94-102	Prince 20	Hamilton 7	Billups 9	Aldridge 22	Aldridge/Przybilla 10	Blake 8
2/8/08	Detroit	W	91-82	Billups 17	Johnson/Prince/Wallace 6	Billups 5	Aldridge 22	Aldridge/Przybilla 6	Jack 5

**CURRENT STREAKS VS. TRAIL BLAZERS**

SITE	LAST WIN	SCORE	LAST LOSS	SCORE	STREAK	BONUS
At Home	2/8/08	91-82	12/18/04	74-75	Won 3	Won 4 of 5
On the Road	11/11/05	84-81	11/13/07	94-102	Lost 2	Lost 5 of 8
Overall	2/8/08	91-82	11/13/07	94-102	Won 1	Won 7 of 10

**PISTONS VS. TRAIL BLAZERS SEASON-BY-SEASON**

YEAR	HOME	AWAY	NEUTRAL	TOTAL
70-71	1-1	2-0		3-1
71-72	1-1	1-1		2-2
72-73	3-0	3-0		6-0
73-74	2-1	3-0		5-1
74-75	2-0	1-1		3-1
75-76	2-1	0-2		2-3
76-77	2-0	0-2		2-2
77-78	1-1	0-2		1-3
78-79	1-1	0-2		1-3
79-80	0-1	0-1		0-2
80-81	0-1	0-1		0-2
81-82	0-1	0-1		0-2
82-83	1-0	0-1		1-1
83-84	1-0	0-1		1-1
84-85	1-0	0-1		1-1
85-86	1-0	0-1		1-1
86-87	0-1	0-1		0-2
87-88	1-0	0-1		1-1
88-89	1-0	0-1		1-1
89-90	1-0	0-1		1-1
90-91	1-0	0-1		1-1
91-92	1-0	1-0		2-0
92-93	1-0	0-1		1-1
93-94	0-1	0-1		0-2
94-95	0-1	0-1		0-2
95-96	1-0	1-0		2-0
96-97	1-0	0-1		1-1
97-98	0-1	0-1		0-2
98-99				-
99-00	0-1	1-0		1-1
00-01	0-1	0-1		0-2
01-02	0-1	0-1		0-2
02-03	0-1	0-1		0-2
03-04	1-0	1-0		2-0
04-05	0-1	1-0		1-1
05-06	1-0	1-0		2-0
06-07	1-0	0-1		1-1
07-08	1-0	0-1		1-1
<b>TOTALS</b>	<b>31-18</b>	<b>16-32</b>		<b>47-50</b>

**PISTONS VS. TRAIL BLAZERS SERIES FACTS**

Largest Winning Margin: ..... 40 vs. Portland, December 27, 1983 (140-100)  
Largest Losing Margin: ..... 34 at Portland, October 30, 1976 (97-131)  
Most Points Scored: ..... 140 vs. Portland, December 27, 1983 (140-100)  
Most Points Allowed: ..... 143 at Portland, March 19, 1985 (123-143)  
Fewest Points Scored: ..... 74, Twice, vs. Portland, December 18, 2004 (74-75) and vs. Portland, December 30, 2002 (74-85)  
Fewest Points Allowed: ..... 68 at Portland, March 4, 2004 (83-68)





One Sports Parkway  
Sacramento, CA 95834  
(916) 455-4647

**DIRECTORY**

**Ownership** ..... Maloof Sports and Entertainment  
**President of Basketball Operations** ..... Geoff Petrie  
**President** ..... John Thomas  
**Vice President of Basketball Operations** ..... Wayne Cooper  
**Head Coach** ..... Reggie Theus  
**Assistant Coaches** ..... Kenny Natt, Chuck Person, Rex Kalamian,  
 Jason Hamm, Randy Brown  
**Athletic Trainer** ..... Pete Youngman  
**Vice President of Media Relations/Basketball Operations** ..... Troy Hanson  
**Executive Director of Media Relations/Basketball Operations** ..... Darrin May  
**Manager of Basketball Information** ..... Darryl Arata  
**Manager of Media Relations/Web Content** ..... Devin Blankenship  
**Media Relations Coordinator** ..... Chris Clark  
**Media Relations Assistant** ..... Heather Smith

**GENERAL INFORMATION**

**Team Colors** ..... Purple, Black, Silver  
**Home Court** ..... ARCO Arena (17,317)  
**Radio** ..... KHTK (1140 AM) - Gary Gerould, Jim Kozimor  
**Television/Cable** ..... News 10, Comcast SportsNet - Grant Napear, Jerry Reynolds

**BACKGROUND**

**Founded** ..... 1948-49, Rochester Royals; 1957-58, Cincinnati Royals;  
 ..... 1972-73, K.C.-Omaha Kings; 1975-76, Kansas City Kings; 1985-86, Sacramento Kings  
**2007-08 Record** ..... 38-44, Fourth in Pacific Division  
**2008 Playoffs** ..... Did not qualify

REGGIE THEUS  
HEAD COACH



**2007-2008 SEASON SERIES (0-2) DETROIT PISTONS VS. SACRAMENTO**

PLAYER	G-GS	MIN	FG-FGA	PCT	FG-FG3A	3PCT	FT-FTA	PCT	OR	DR	REB	AST	PF	DQ	STL	TO	BLK	PTS	AVG
Billups	2-2	70	12-28	.429	5-11	.455	13-13	1.000	1	8	9	19	6	0	3	3	1	42	21.0
Hamilton	2-2	77	15-28	.536	1-3	.333	9-12	.750	2	4	6	8	5	0	2	6	1	40	20.0
Prince	2-2	77	13-23	.565	2-3	.667	6-9	.667	3	6	9	6	2	0	1	3	2	34	17.0
McDyess	1-1	35	7-13	.538	0-0	---	0-4	.000	3	8	11	0	5	0	1	0	0	14	14.0
Wallace	2-2	74	10-22	.455	1-8	.125	3-6	.500	6	13	19	6	7	0	2	1	2	24	12.0
Hayes	2-0	32	3-13	.231	1-4	.250	3-5	.600	2	2	4	0	1	0	0	3	0	10	5.0
Maxiell	2-1	37	4-10	.400	0-0	---	2-7	.286	4	5	9	0	8	1	2	2	2	10	5.0
Mohammed	1-0	12	2-2	1.000	0-0	---	0-4	.000	3	1	4	1	3	0	0	1	1	4	4.0
Murray	1-0	18	2-6	.333	0-0	---	0-0	---	0	0	0	2	0	0	1	0	0	4	4.0
Afflalo	2-0	11	2-6	.333	0-2	.000	1-1	1.000	0	0	0	1	1	0	0	0	0	5	2.5
Samb	1-0	6	0-0	---	0-0	---	1-2	.500	0	0	0	0	3	0	0	0	0	1	1.0
Herrmann (TOT)	1-0	5	0-0	---	0-0	---	0-0	---	0	3	3	0	0	0	0	0	0	0	0.0
Herrmann (DET)	1-0	5	0-0	---	0-0	---	0-0	---	0	3	3	0	0	0	0	0	0	0	0.0
Johnson	1-0	15	0-0	---	0-0	---	0-0	---	1	2	3	0	3	0	0	2	0	0	0.0
Stuckey	1-0	10	0-4	.000	0-1	.000	0-0	---	0	0	0	1	2	0	0	0	0	0	0.0
<b>PISTONS</b>	<b>2</b>	<b>480</b>	<b>70-155</b>	<b>.452</b>	<b>10-32</b>	<b>.313</b>	<b>38-63</b>	<b>.603</b>	<b>25</b>	<b>52</b>	<b>77</b>	<b>44</b>	<b>46</b>	<b>1</b>	<b>12</b>	<b>22</b>	<b>9</b>	<b>188</b>	<b>94.0</b>
<b>KINGS</b>	<b>2</b>	<b>480</b>	<b>71-145</b>	<b>.490</b>	<b>12-39</b>	<b>.308</b>	<b>51-64</b>	<b>.797</b>	<b>12</b>	<b>67</b>	<b>79</b>	<b>47</b>	<b>45</b>	<b>0</b>	<b>13</b>	<b>22</b>	<b>4</b>	<b>205</b>	<b>102.5</b>

**2007-2008 SEASON SERIES (2-0) SACRAMENTO KINGS VS. DETROIT**

PLAYER	G-GS	MIN	FG-FGA	PCT	FG-FG3A	3PCT	FT-FTA	PCT	OR	DR	REB	AST	PF	DQ	STL	TO	BLK	PTS	AVG
Martin	2-1	74	14-31	.452	3-10	.300	12-14	.857	1	14	15	4	6	0	2	0	0	43	21.5
Udrih	2-2	64	14-20	.700	0-2	.000	7-7	1.000	2	8	10	9	4	0	1	3	1	35	17.5
Artest	2-1	66	10-24	.417	5-13	.385	9-14	.643	1	4	5	8	8	0	4	2	1	34	17.0
Bibby	1-0	30	6-13	.462	2-5	.400	2-2	1.000	0	5	5	4	3	0	0	4	0	16	16.0
Miller	2-2	77	9-19	.474	0-1	.000	14-17	.824	4	14	18	9	7	0	1	3	0	32	16.0
Moore	2-2	62	8-13	.615	0-0	---	0-0	---	3	11	14	2	7	0	2	2	1	16	8.0
Garcia	2-1	49	6-16	.375	2-7	.286	1-3	.333	1	4	5	8	5	0	2	2	1	15	7.5
Hawes	2-0	19	2-3	.667	0-0	---	4-4	1.000	0	4	4	0	2	0	1	0	0	8	4.0
Salmons	2-1	39	2-6	.333	0-1	.000	2-3	.667	0	3	3	3	2	0	0	4	0	6	3.0
Williams	1-0	2	0-0	---	0-0	---	0-0	---	0	0	0	0	1	0	0	1	0	0	0.0
<b>KINGS</b>	<b>2</b>	<b>480</b>	<b>71-145</b>	<b>.490</b>	<b>12-39</b>	<b>.308</b>	<b>51-64</b>	<b>.797</b>	<b>12</b>	<b>67</b>	<b>79</b>	<b>47</b>	<b>45</b>	<b>0</b>	<b>13</b>	<b>22</b>	<b>4</b>	<b>205</b>	<b>102.5</b>
<b>PISTONS</b>	<b>2</b>	<b>480</b>	<b>70-155</b>	<b>.452</b>	<b>10-32</b>	<b>.313</b>	<b>38-63</b>	<b>.603</b>	<b>25</b>	<b>52</b>	<b>77</b>	<b>44</b>	<b>46</b>	<b>1</b>	<b>12</b>	<b>22</b>	<b>9</b>	<b>188</b>	<b>94.0</b>

**2008-09 SCHEDULE (ALL TIMES EASTERN)**

Tuesday, November 11 ..... at Sacramento ..... 10:00 p.m. .... FSN  
 Friday, January 2 ..... at Detroit ..... 8:00 p.m. .... FSN

**2007-08 RESULTS (0-2)**

DATE	SITE	W/L	SCORE	PISTONS HIGH SCORER	PISTONS HIGH REBS	PISTONS HIGH ASSISTS	KINGS HIGH SCORER	KINGS HIGH REBS	KINGS HIGH ASSISTS
11/18/07	Sacramento	L	95-105	Prince 19	Wallace 12	Billups 9	Udrih 23	Miller/Moore 9	Udrih 6
1/18/08	Detroit	L	93-100	Billups 28	McDyess 11	Billups 10	Martin 24	Miller 9	Garcia 7

**CURRENT STREAKS VS. KINGS**

SITE	LAST WIN	SCORE	LAST LOSS	SCORE	STREAK	BONUS
At Home	1/20/07	91-74	1/18/08	93-100	Lost 1	Won 3 of 4
On the Road	11/8/05	102-88	1/18/07	95-105	Lost 2	Lost 10 of 11
Overall	1/20/07	91-74	1/18/08	93-100	Lost 2	Lost 7 of 11

**PISTONS VS. KINGS SEASON-BY-SEASON**

YEAR	HOME	AWAY	NEUTRAL	TOTAL
57-58	4-1	2-2	0-3	6-6
58-59	5-0	3-2	1-1	9-3
59-60	4-0	2-4	2-1	8-5
60-61	5-0	4-2	2-0	11-2
61-62	1-3	4-0	1-3	6-6
62-63	2-1	1-2	1-1	4-4
63-64	2-1	0-3	0-3	2-7
64-65	2-2	1-2	1-2	4-6
65-66	0-3	0-3	2-2	2-8
66-67	1-2	0-4	1-1	2-7
67-68	2-1	2-1	0-2	4-4
68-69	3-0	1-1	0-2	4-3
69-70	1-2	1-1	0-1	2-4
70-71	2-0	1-1	1-0	4-1
71-72	3-0	0-2	0-0	3-2
72-73	3-0	0-3	0-0	3-3
73-74	3-0	1-2	0-0	4-2
74-75	2-2	0-4	0-0	2-6
75-76	3-0	2-2	0-0	5-2
76-77	2-0	2-0	0-0	4-0
77-78	1-1	0-2	0-0	1-3
78-79	2-0	0-2	0-0	2-2
79-80	0-1	0-1	0-0	0-2
80-81	1-0	0-1	0-0	1-1
81-82	1-0	1-0	0-0	2-0
82-83	0-1	0-1	0-0	0-2
83-84	1-0	0-1	0-0	1-1
84-85	1-0	0-1	0-0	1-1
85-86	0-1	0-1	0-0	0-2
86-87	1-0	0-1	0-0	1-1
87-88	1-0	1-0	0-0	2-0
88-89	1-0	1-0	0-0	2-0
89-90	1-0	1-0	0-0	2-0
90-91	1-0	1-0	0-0	2-0
91-92	1-0	1-0	0-0	2-0
92-93	1-0	1-0	0-0	2-0
93-94	0-1	1-0	0-0	1-1
94-95	1-0	0-1	0-0	1-1
95-96	0-1	1-0	0-0	1-1
96-97	1-0	0-1	0-0	1-1
97-98	1-0	0-1	0-0	1-1
98-99	0-1	0-1	0-0	0-2
00-01	0-1	0-1	0-0	0-2
01-02	0-1	0-1	0-0	0-2
02-03	1-0	0-1	0-0	1-1
03-04	0-1	0-1	0-0	0-2
04-05	1-0	0-1	0-0	1-1
05-06	1-0	1-0	0-0	2-0
06-07	1-0	0-1	0-0	1-1
07-08	0-1	0-1	0-0	0-2
<b>TOTALS</b>	<b>71-29</b>	<b>37-63</b>	<b>12-22</b>	<b>120-114</b>

**PISTONS VS. KINGS SEASON-BY-SEASON**

Largest Winning Margin: ..... 44 vs. Kansas City, February 18, 1973 (144-100)  
 Largest Losing Margin: ..... 34 vs. Cincinnati, December 31, 1957 (96-130)  
 Most Points Scored: ..... 151 vs. Cincinnati, January 7, 1972 (151-132)  
 Most Points Allowed: ..... 147, twice, vs. Cincinnati (neutral site), December 15, 1967 vs. Cincinnati (neutral site), February 12, 1964 (121-147)  
 Fewest Points Scored: ..... 75 at Sacramento, February 25, 2003 (75-81)  
 Fewest Points Allowed: ..... 66 vs. Sacramento, December 1, 1996 (95-66)



AT&T Center  
One AT&T Center  
San Antonio, TX 78219  
(210) 444-5000



**DIRECTORY**

**Chairman & CEO** ..... Peter M. Holt  
**President of Business Operations** ..... Rick Pych  
**President of Spurs Basketball/Head Coach** ..... Gregg Popovich  
**President of Sports Franchises/GM** ..... R.C. Buford  
**Vice President/Assistant General Manager** ..... Dennis Lindsey  
**Director of Player Personnel** ..... Dell Demps  
**Assistant Coaches** ..... Mike Budenholzer, Don Newman, Brett Brown,  
 Chip Engelland, Chad Forcier  
**Athletic Trainer** ..... Will Sevensing  
**Director of Media Services** ..... Tom James  
**Media Services Manager** ..... Cliff Puchalski  
**Senior Media Services Coordinator** ..... Kris Davis  
**Media Services Coordinator** ..... Becky Salini

**GENERAL INFORMATION**

**Team Colors** ..... Metallic Silver, Black  
**Home Court** ..... AT&T Center (18,797)  
**Radio** ..... WOAI (1200 AM) - Bill Schoening  
**Spanish Radio** ..... KCOR (1350 AM) - Paul Castro  
**Television** ..... KENS-5, KMYS -35, Fox Sports Net - Bill Land, Sean Elliot,  
 Andrew Monaco, Dan Hughes

**BACKGROUND**

**Founded** ..... 1967-68, Dallas Chaparrals; 1970-71, Texas Chaparrals;  
 1971-72 Dallas Chaparrals; 1973-74, San Antonio Spurs  
**2007-08 Record** ..... 56-26, Second in Southwest Division  
**2008 Playoffs** ..... 9-8, Defeated Phoenix (4-1), Defeated New Orleans (4-3),  
 Lost to L.A. Lakers (1-4)

GREGG POPOVICH  
HEAD COACH



**2007-2008 SEASON SERIES (2-0) DETROIT PISTONS VS. SAN ANTONIO**

PLAYER	G-GS	MIN	FG-FGA	PCT	FG-FG3A	3PCT	FT-FTA	PCT	OR	DR	REB	AST	PF	DQ	STL	TO	BLK	PTS	AVG
Hamilton	2-2	80	17-31	.548	0-2	.000	9-12	.750	3	4	7	7	5	0	0	4	0	43	21.5
Prince	2-2	77	15-30	.500	1-7	.143	3-4	.750	2	6	8	8	1	0	1	0	34	17.0	
Wallace	2-2	78	14-28	.500	1-7	.143	4-4	1.000	4	19	23	4	4	0	3	2	5	33	16.5
Billups	2-2	75	6-22	.273	1-7	.143	4-4	1.000	2	7	9	14	4	0	5	5	0	17	8.5
Ratiff (TOT)	2-0	28	5-9	.556	0-0	---	5-7	.714	6	3	9	0	3	0	1	0	0	15	7.5
Ratiff (DET)	1-0	13	2-5	.400	0-0	---	3-4	.750	5	2	7	0	1	0	1	0	0	7	7.0
Hunter	1-0	6	2-3	.667	1-1	1.000	2-2	1.000	0	1	1	0	2	0	2	0	0	7	7.0
McDyess	2-2	65	6-16	.375	0-0	---	0-2	.000	8	15	23	2	9	1	0	2	2	12	6.0
Hayes	2-0	26	5-12	.417	1-4	.250	0-0	---	0	4	4	2	2	0	0	0	0	11	5.5
Stuckey	2-0	22	2-7	.286	0-1	.000	2-2	1.000	2	0	2	1	2	0	2	1	0	6	3.0
Maxiell	2-0	33	2-9	.222	0-0	---	0-0	---	3	1	4	1	1	0	0	4	1	4	2.0
Dixon (TOT)	3-0	25	2-8	.250	0-2	.000	0-0	---	0	2	2	4	1	0	2	2	0	4	1.3
Dixon (DET)	1-0	4	0-0	---	0-0	---	0-0	---	0	1	1	1	0	0	0	0	0	0	0.0
<b>PISTONS</b>	<b>2</b>	<b>480</b>	<b>71-163</b>	<b>.436</b>	<b>5-29</b>	<b>.172</b>	<b>27-34</b>	<b>.794</b>	<b>29</b>	<b>60</b>	<b>89</b>	<b>40</b>	<b>31</b>	<b>1</b>	<b>14</b>	<b>21</b>	<b>8</b>	<b>174</b>	<b>87.0</b>
<b>SPURS</b>	<b>2</b>	<b>480</b>	<b>64-148</b>	<b>.432</b>	<b>10-33</b>	<b>.303</b>	<b>22-29</b>	<b>.759</b>	<b>19</b>	<b>57</b>	<b>76</b>	<b>32</b>	<b>35</b>	<b>0</b>	<b>13</b>	<b>27</b>	<b>10</b>	<b>160</b>	<b>80.0</b>

**2007-2008 SEASON SERIES (0-2) SAN ANTONIO SPURS VS. DETROIT**

PLAYER	G-GS	MIN	FG-FGA	PCT	FG-FG3A	3PCT	FT-FTA	PCT	OR	DR	REB	AST	PF	DQ	STL	TO	BLK	PTS	AVG
Duncan	2-2	79	17-39	.436	0-0	---	10-12	.833	8	17	25	8	3	0	1	5	2	44	22.0
Parker	2-2	70	16-31	.516	0-0	---	6-8	.750	1	7	8	11	4	0	4	6	1	38	19.0
Ginobili	2-1	62	7-22	.318	1-8	.125	3-5	.600	2	7	9	4	6	0	2	4	2	18	9.0
Finley	2-2	69	6-16	.375	3-7	.429	0-0	---	0	5	5	1	0	0	3	0	0	15	7.5
Elson	1-0	7	3-3	1.000	0-0	---	0-0	---	0	1	1	0	1	0	0	1	0	6	6.0
Thomas (TOT)	2-1	40	5-6	.833	0-0	---	2-2	1.000	2	10	12	3	1	0	1	0	0	12	6.0
Thomas (SA)	1-1	21	1-2	.500	0-0	---	0-0	---	1	4	5	1	0	0	1	0	0	2	2.0
Udoka	1-0	7	2-2	1.000	2-2	1.000	0-0	---	0	0	0	0	0	0	0	0	0	6	6.0
Vaughn	2-0	29	3-4	.750	1-1	1.000	3-4	.750	0	1	1	4	4	0	0	2	0	10	5.0
Stoudamire (TOT)3-2	52	5-18	.278	3-11	.273	0-0	---	1	3	4	0	8	0	2	5	0	0	13	4.3
Stoudamire (SA)1-0	19	2-10	.200	1-7	.143	0-0	---	1	1	2	0	1	0	1	1	0	5	5.0	
Horry	2-0	32	3-6	.500	2-4	.500	0-0	---	3	3	6	0	5	0	0	3	1	8	4.0
Oberto	2-1	32	3-8	.375	0-0	---	0-0	---	3	3	6	1	6	0	1	2	1	6	3.0
Bonner	2-0	25	1-4	.250	0-3	.000	0-0	---	0	6	6	0	3	0	0	2	1	2	1.0
Bowen	1-1	26	0-1	.000	0-1	.000	0-0	---	0	2	2	2	2	0	0	0	2	0	0.0
Richardson	1-0	1	0-0	---	0-0	---	0-0	---	0	0	0	0	0	0	0	0	0	0	0.0
<b>SPURS</b>	<b>2</b>	<b>480</b>	<b>64-148</b>	<b>.432</b>	<b>10-33</b>	<b>.303</b>	<b>22-29</b>	<b>.759</b>	<b>19</b>	<b>57</b>	<b>76</b>	<b>32</b>	<b>35</b>	<b>0</b>	<b>13</b>	<b>27</b>	<b>10</b>	<b>160</b>	<b>80.0</b>
<b>PISTONS</b>	<b>2</b>	<b>480</b>	<b>71-163</b>	<b>.436</b>	<b>5-29</b>	<b>.172</b>	<b>27-34</b>	<b>.794</b>	<b>29</b>	<b>60</b>	<b>89</b>	<b>40</b>	<b>31</b>	<b>1</b>	<b>14</b>	<b>21</b>	<b>8</b>	<b>174</b>	<b>87.0</b>

**2008-09 SCHEDULE (ALL TIMES EASTERN)**

Tuesday, December 2 ..... at San Antonio ..... 8:30 p.m. .... FSN  
 Thursday, February 19 ..... at Detroit ..... 8:00 p.m. .... TNT

**2007-08 RESULTS (2-0)**

DATE	SITE	W/L	SCORE	PISTONS HIGH SCORER	PISTONS HIGH REBS	PISTONS HIGH ASSISTS	SPURS HIGH SCORER	SPURS HIGH REBS	SPURS HIGH ASSISTS
1/10/08	San Antonio	W	90-80	Wallace 23	Wallace 15	Billups 6	Duncan 24	Duncan 15	Duncan 5
3/14/08	Detroit	W	84-80	Hamilton 25	McDyess 17	Billups 8	Parker 26	Duncan 10	Parker 7

**CURRENT STREAKS VS. SPURS**

SITE	LAST WIN	SCORE	LAST LOSS	SCORE	STREAK	BONUS
At Home	3/14/08	84-80	2/14/07	81-90	Won 1	Won 8 of 12
On the Road	1/10/08	90-80	3/23/07	89-90	Won 1	Last 9 of 11
Overall	3/14/08	84-80	3/23/07	89-90	Won 2	Won 5 of 7

**PISTONS VS. SPURS SEASON-BY-SEASON**

YEAR	HOME	AWAY	NEUTRAL	TOTAL
76-77	0-1	1-1		1-2
77-78	0-2	1-0		1-2
78-79	1-1	0-2		1-3
79-80	1-2	1-2		2-4
80-81	0-1	0-1		0-2
81-82	0-1	0-1		0-2
82-83	1-0	0-1		1-1
83-84	0-1	1-0		1-1
84-85	0-1	1-0		1-1
85-86	0-1	1-0		1-1
86-87	1-0	0-1		1-1
87-88	1-0	0-1		1-1
88-89	1-0	1-0		2-0
89-90	1-0	0-1		1-1
90-91	0-1	0-1		0-2
91-92	1-0	0-1		1-1
92-93	0-1	0-1		0-2
93-94	1-0	0-1		1-1
94-95	0-1	0-1		0-2
95-96	1-0	1-0		2-0
96-97	1-0	1-0		2-0
97-98	1-0	0-1		1-1
98-99		0-1		0-1
99-00	1-0	0-1		1-1
00-01	0-1	0-1		0-2
01-02	0-1	0-1		0-2
02-03	0-1	0-1		0-2
03-04	1-0	0-1		1-1
04-05	1-0	0-1		1-1
05-06	1-0	1-0		2-0
06-07	0-1	0-1		0-2
07-08	1-0	1-0		2-0
<b>TOTALS</b>	<b>17-18</b>	<b>11-25</b>		<b>28-43</b>

**PISTONS VS. SPURS SERIES FACTS**

Largest Winning Margin: ..... 32 vs. San Antonio, November 27, 1987 (143-111)  
 Largest Losing Margin: ..... 32 at San Antonio, January 25, 2003 (76-108)  
 Most Points Scored: ..... 143, twice, vs. San Antonio, November 27, 1987 (143-111) and at San Antonio, February 8, 1983 (143-147)  
 Most Points Allowed: ..... 150 at San Antonio, October 28, 1978 (126-150)  
 Fewest Points Scored: ..... 64 at San Antonio, February 21, 1999 (64-85)  
 Fewest Points Allowed: ..... 68 at San Antonio, January 12, 2006 (83-68)





Air Canada Centre  
40 Bay Street, Suite 400  
Toronto, Ontario, Canada  
M5J 2X2  
(416) 815-5600

**DIRECTORY**

Chairman of the Board & NBA Governor..... Lawrence M. Tanenbaum  
President & CEO..... Richard Peddie  
President/General Manager..... Bryan Colangelo  
Senior Basketball Advisor to the President..... Wayne Embry  
Senior Vice President of Basketball Operations..... Maurizio Gherardini  
Head Coach..... Sam Mitchell  
Assistant Coaches..... Alex English, Jay Triano, Mike Evans, Gord Herbert  
Athletic Trainer..... Scott McCulloch  
Director of Media Relations..... Jim LaBumbard  
Media Relations Coordinators..... Jamie Deans, Roven Yau

**GENERAL INFORMATION**

Team Colors..... Red, Black, Silver  
Home Court..... Air Canada Centre (19,800)  
Radio..... The FAN (590 AM)- Paul Jones, Eric Smith  
Television..... CBC, TSN, The Score, Raptors NBA TV – Matt Devlin,  
Leo Rautins, Jack Armstrong

**BACKGROUND**

Founded..... 1993  
2007-08 Record..... 41-41, Second in Atlantic Division  
2008 Playoffs..... 1-4, Lost to Orlando (1-4)

SAM MITCHELL  
HEAD COACH



**2007-2008 SEASON SERIES (3-1) DETROIT PISTONS VS. TORONTO**

PLAYER	G-GS	MIN	FG-FGA	PCT	FG-FG3A	3PCT	FT-FTA	PCT	OR	DR	REB	AST	PF	DQ	STL	TO	BLK	PTS	AVG
Hamilton	3-3	102	30-42	.714	5-8	.625	8-9	.889	0	11	11	13	4	0	4	2	0	73	24.3
Billups	4-4	129	24-53	.453	10-21	.476	18-19	.947	2	11	13	26	2	0	3	10	0	76	19.0
Stuckey	4-0	100	17-35	.486	0-1	.000	16-17	.941	2	8	10	15	5	0	3	7	0	50	12.5
Wallace	4-4	125	17-40	.425	9-17	.529	5-7	.714	3	14	17	5	9	0	4	5	2	48	12.0
Prince	4-4	125	16-40	.400	2-4	.500	1-4	.250	3	24	27	12	3	0	3	7	2	35	8.8
Maxiell	4-0	85	13-21	.619	0-0	---	7-8	.875	6	15	21	3	8	0	0	4	2	33	8.3
McDyess	4-4	111	12-26	.462	0-1	.000	1-2	.500	11	28	39	5	13	0	8	3	3	25	6.3
Hayes	4-0	59	6-19	.316	2-6	.333	0-0	---	1	7	8	3	5	0	0	3	0	14	3.5
Hunter	2-0	24	3-6	.500	0-1	.000	0-0	---	1	0	1	2	1	0	1	2	0	6	3.0
Affialo	4-1	37	5-12	.417	0-0	---	1-1	1.000	4	3	7	0	7	0	0	0	1	11	2.8
Ratliff (TOT)	3-0	32	2-5	.400	0-0	---	1-4	.250	3	7	10	1	7	0	0	0	1	5	1.7
Ratliff (DET)	2-0	19	1-4	.250	0-0	---	0-2	.000	1	3	4	1	4	0	0	0	1	2	1.0
Herrmann (TOT)	2-0	5	1-2	.500	0-1	.000	0-0	---	0	1	1	0	0	0	1	0	0	2	1.0
Herrmann (DET)	1-0	2	1-1	1.000	0-0	---	0-0	---	0	0	0	0	0	0	1	0	0	2	2.0
Johnson	3-0	37	1-8	.125	0-0	---	0-0	---	2	9	11	2	4	0	1	0	3	2	0.7
Brezec	2-0	5	0-0	---	0-0	---	0-0	---	0	1	1	0	0	0	0	0	0	0	0.0
<b>PISTONS</b>	<b>4</b>	<b>960</b>	<b>146-307</b>	<b>.476</b>	<b>28-59</b>	<b>.475</b>	<b>57-69</b>	<b>.826</b>	<b>36</b>	<b>134</b>	<b>170</b>	<b>87</b>	<b>65</b>	<b>0</b>	<b>28</b>	<b>48</b>	<b>14</b>	<b>377</b>	<b>94.3</b>
<b>RAPTORS</b>	<b>4</b>	<b>960</b>	<b>140-315</b>	<b>.444</b>	<b>17-54</b>	<b>.315</b>	<b>50-64</b>	<b>.781</b>	<b>32</b>	<b>114</b>	<b>146</b>	<b>88</b>	<b>62</b>	<b>0</b>	<b>22</b>	<b>44</b>	<b>15</b>	<b>347</b>	<b>86.8</b>

**2007-2008 SEASON SERIES (1-3) TORONTO RAPTORS VS. DETROIT**

PLAYER	G-GS	MIN	FG-FGA	PCT	FG-FG3A	3PCT	FT-FTA	PCT	OR	DR	REB	AST	PF	DQ	STL	TO	BLK	PTS	AVG
Bosh	4-4	157	37-74	.500	1-3	.333	15-19	.789	14	29	43	10	9	0	2	6	2	90	22.5
Nesterovic	3-2	95	18-33	.545	0-0	---	3-4	.750	5	14	19	6	2	0	0	7	5	39	13.0
Ford	2-2	57	9-20	.450	1-3	.333	4-4	1.000	0	7	7	17	7	0	3	2	0	23	11.5
Calderon	4-2	120	16-30	.533	1-4	.250	7-7	1.000	1	11	12	22	10	0	6	5	0	40	10.0
Moon	4-4	101	13-26	.500	2-7	.286	3-3	1.000	4	10	14	6	4	0	4	4	4	31	7.8
Bargnani	4-2	91	12-30	.400	4-13	.308	2-3	.667	2	9	11	3	8	0	1	0	2	30	7.5
Delfino	4-0	81	10-25	.400	6-12	.500	4-6	.667	0	9	9	5	6	0	2	4	0	30	7.5
Parker	4-4	130	10-35	.286	2-10	.200	7-10	.700	1	11	12	11	5	0	4	7	1	29	7.3
Graham	1-0	13	2-5	.400	0-0	---	2-2	1.000	1	2	3	0	3	0	0	0	0	6	6.0
Kapono	4-0	67	10-21	.476	0-0	---	0-0	---	0	2	2	2	5	0	0	0	1	20	5.0
Johnson (TOT)	1-0	12	2-4	.500	0-0	---	0-0	---	2	1	3	1	1	0	0	0	1	4	4.0
Humphries	2-0	21	2-6	.333	0-0	---	3-6	.500	4	8	12	2	2	0	0	3	0	7	3.5
Brezec (TOT)	1-1	7	1-3	.333	0-0	---	0-0	---	1	0	1	0	0	0	0	0	0	2	2.0
Dixon	2-0	24	1-9	.111	0-2	.000	0-0	---	0	2	2	4	1	0	0	2	0	2	1.0
Martin	1-0	3	0-1	.000	0-0	---	0-0	---	0	0	0	0	0	0	0	0	0	0	0.0
<b>RAPTORS</b>	<b>4</b>	<b>960</b>	<b>140-315</b>	<b>.444</b>	<b>17-54</b>	<b>.315</b>	<b>50-64</b>	<b>.781</b>	<b>32</b>	<b>114</b>	<b>146</b>	<b>88</b>	<b>62</b>	<b>0</b>	<b>22</b>	<b>44</b>	<b>15</b>	<b>347</b>	<b>86.8</b>
<b>PISTONS</b>	<b>4</b>	<b>960</b>	<b>146-307</b>	<b>.476</b>	<b>28-59</b>	<b>.475</b>	<b>57-69</b>	<b>.826</b>	<b>36</b>	<b>134</b>	<b>170</b>	<b>87</b>	<b>65</b>	<b>0</b>	<b>28</b>	<b>48</b>	<b>14</b>	<b>377</b>	<b>94.3</b>

**2008-09 SCHEDULE (ALL TIMES EASTERN)**

Wednesday, November 5..... at Toronto..... 7:00 p.m..... FSN  
Wednesday, January 21..... at Detroit..... 7:30 p.m..... FSN  
Friday, March 13..... at Toronto..... 7:00 p.m..... FSN

**2007-08 RESULTS (3-1)**

DATE	SITE	WL	SCORE	PISTONS HIGH SCORER	PISTONS HIGH REBS	PISTONS HIGH ASSISTS	RAPTORS HIGH SCORER	RAPTORS HIGH REBS	RAPTORS HIGH ASSISTS
1/4/08	Toronto	W	101-85	Hamilton 22	McDyess 12	Billups 9	Bargnani 25	Bosh 16	Calderon 9
1/15/08	Detroit	W	103-89	Hamilton 39	McDyess 13	Hamilton 6	Bosh 16	Bosh 11	Calderon 5
3/26/08	Toronto	L	82-89	Billups 24	Prince 8	Billups 9	Bosh 21	Nesterovic 9	Ford 9
4/13/08	Detroit	W	91-84	Stuckey 18	McDyess 9	Billups 4	Bosh 30	Bosh 10	Ford 8

**CURRENT STREAKS VS. RAPTORS**

SITE	LAST WIN	SCORE	LAST LOSS	SCORE	STREAK	BONUS
At Home	4/13/08	91-84	4/2/03	78-89	Won 10	Won 11 of 12
On the Road	1/4/08	101-85	3/26/08	82-89	Lost 1	Won 8 of 13
Overall	4/13/08	91-84	3/26/08	82-89	Won 1	Won 11 of 14

**PISTONS VS. RAPTORS SEASON-BY-SEASON**

YEAR	HOME	AWAY	NEUTRAL	TOTAL
95-96	2-0	2-0		4-0
96-97	1-1	2-0		3-1
97-98	2-0	2-0		4-0
98-99	1-1	1-0		2-1
99-00	1-1	1-1		2-2
00-01	1-1	1-1		2-2
01-02	1-1	2-0		3-1
02-03	1-1	2-0		3-1
03-04	2-0	1-1		3-1
04-05	2-0	1-1		3-1
05-06	2-0	1-1		3-1
06-07	2-0	0-1		2-1
07-08	2-0	1-1		3-1
<b>TOTALS</b>	<b>20-6</b>	<b>17-7</b>		<b>37-13</b>

**PISTONS VS. RAPTORS SERIES FACTS**

Largest Winning Margin:..... 44 vs. Toronto, January 4, 1997 (118-74)  
Largest Losing Margin:..... 25 vs. Toronto, January 10, 2001 (85-110)  
Most Points Scored:..... 131 vs. Toronto, December 28, 1995 (131-91)  
Most Points Allowed:..... 123 vs. Toronto, November 11, 1999 (106-123)  
Fewest Points Scored:..... 74 vs. Toronto, April 9, 2004 (74-66)  
Fewest Points Allowed:..... 66 vs. Toronto, April 9, 2004 (74-66)



301 W. South Temple  
Salt Lake City, UT 84101  
(801) 325-2500



**DIRECTORY**

**Owner**..... Larry H. Miller  
**Chief Executive Officer**..... Greg Miller  
**President**..... Randy Rigby  
**Executive VP of Basketball Operations/GM**..... Kevin O'Connor  
**Vice President of Player Personnel**..... Walt Perrin  
**Director of Basketball Operations**..... Richard Smith  
**Head Coach**..... Jerry Sloan  
**Assistant Coaches**..... Phil Johnson, Tyrone Corbin, Scott Layden  
**Athletic Trainer**..... Gary Briggs  
**Vice President of Communications**..... Linda Luchetti  
**Director of Communications**..... Jonathan Rinehart  
**Manager of Communications**..... Derek Garduño  
**Communications Coordinator**..... Hannah Lee

**GENERAL INFORMATION**

**Team Colors**..... Navy, Light Blue, Purple, Silver  
**Home Court**..... Energy Solutions Arena (19,911)  
**Radio**..... The Fan KFNZ (1320 AM) - Rod Hundley  
**Television**..... KJZZ (Ch. 14) - Craig Bolerjack, Ron Boone  
**Cable**..... Fox Sports Net Utah - Craig Bolerjack, Ron Boone

**BACKGROUND**

**Founded**..... 1974-75, New Orleans Jazz; 1979-80, Utah Jazz  
**2007-08 Record**..... .54-28, First in Northwest Division  
**2008 Playoffs**..... .6-6, Defeated Houston (4-2), Lost to L.A. Lakers (2-4)

JERRY SLOAN  
HEAD COACH



**2007-2008 SEASON SERIES (0-2) DETROIT PISTONS VS. UTAH**

PLAYER	G-GS	MIN	FG-FGA	PCT	FG-FG3A	3PCT	FT-FTA	PCT	OR	DR	REB	AST	PF	DQ	STL	TO	BLK	PTS	AVG
Hamilton	2-2	79	15-35	.429	3-5	.600	6-8	.750	3	6	9	10	4	0	2	3	0	39	19.5
Billups	2-2	71	12-29	.414	4-10	.400	8-9	.889	2	3	5	10	6	0	1	7	1	36	18.0
McDyess	2-2	74	11-21	.524	0-0	---	5-9	.556	7	15	22	3	9	0	2	3	1	27	13.5
Prince	2-2	74	10-24	.417	2-4	.500	4-8	.500	4	5	9	9	3	0	2	1	2	26	13.0
Maxiell	2-1	60	7-13	.538	0-0	---	8-8	1.000	4	4	8	3	6	0	2	1	2	22	11.0
Wallace	1-1	40	2-12	.167	0-5	.000	7-10	.700	1	8	9	2	2	0	0	1	3	11	11.0
Mohammed	1-0	17	3-8	.375	0-1	.000	1-2	.500	5	9	14	0	1	0	0	1	1	7	7.0
Hayes	2-0	27	4-7	.571	1-1	1.000	3-3	1.000	0	2	2	0	7	0	2	0	0	12	6.0
Stuckey	1-0	14	2-3	.667	0-0	---	1-2	.500	0	2	2	2	2	0	1	3	0	5	5.0
Murray	1-0	15	0-7	.000	0-2	.000	3-4	.750	1	0	1	0	1	0	4	1	0	3	3.0
Affalo	2-0	10	0-2	.000	0-1	.000	0-0	---	0	0	0	0	0	0	0	0	0	0	0.0
<b>PISTONS</b>	<b>2</b>	<b>480</b>	<b>66-161</b>	<b>.410</b>	<b>10-29</b>	<b>.345</b>	<b>46-63</b>	<b>.730</b>	<b>27</b>	<b>54</b>	<b>81</b>	<b>39</b>	<b>41</b>	<b>0</b>	<b>16</b>	<b>22</b>	<b>10</b>	<b>188</b>	<b>94.0</b>
<b>JAZZ</b>	<b>2</b>	<b>480</b>	<b>80-158</b>	<b>.506</b>	<b>10-31</b>	<b>.323</b>	<b>36-47</b>	<b>.766</b>	<b>22</b>	<b>61</b>	<b>83</b>	<b>57</b>	<b>48</b>	<b>0</b>	<b>9</b>	<b>26</b>	<b>10</b>	<b>206</b>	<b>103.0</b>

**2007-2008 SEASON SERIES (2-0) UTAH JAZZ VS. DETROIT**

PLAYER	G-GS	MIN	FG-FGA	PCT	FG-FG3A	3PCT	FT-FTA	PCT	OR	DR	REB	AST	PF	DQ	STL	TO	BLK	PTS	AVG
Boozer	2-2	72	26-37	.703	0-0	---	2-2	1.000	6	20	26	6	7	0	1	8	1	54	27.0
Okur	2-2	79	14-34	.412	5-12	.417	3-4	.750	4	10	14	7	8	0	0	2	1	36	18.0
Williams	2-2	80	10-25	.400	3-5	.600	12-14	.857	2	5	7	28	6	0	2	5	3	35	17.5
Brewer	2-2	68	9-15	.600	1-2	.500	5-5	1.000	0	9	9	2	4	0	3	0	2	24	12.0
Millsap	2-0	36	7-10	.700	0-0	---	8-13	.615	5	3	8	0	5	0	1	1	1	22	11.0
Kirilenko	2-2	60	6-11	.545	0-3	.000	3-4	.750	4	7	11	5	3	0	0	4	2	15	7.5
Harpring	2-0	36	5-11	.455	1-1	1.000	1-3	.333	1	5	6	2	3	0	1	2	0	12	6.0
Hart	1-0	7	0-2	.000	0-1	.000	2-2	1.000	0	0	0	2	3	0	0	0	0	2	2.0
Korver (TOT)	1-0	14	1-4	.250	0-1	.000	0-0	---	0	1	1	1	1	0	0	1	0	2	2.0
Korver (UTA)	1-0	14	1-4	.250	0-1	.000	0-0	---	0	1	1	1	1	0	0	1	0	2	2.0
Price	2-0	24	2-8	.250	0-5	.000	0-0	---	0	0	0	4	6	0	1	2	0	4	2.0
Collins	1-0	5	0-1	.000	0-1	.000	0-0	---	0	1	1	0	2	0	0	0	0	0	0.0
<b>JAZZ</b>	<b>2</b>	<b>480</b>	<b>80-158</b>	<b>.506</b>	<b>10-31</b>	<b>.323</b>	<b>36-47</b>	<b>.766</b>	<b>22</b>	<b>61</b>	<b>83</b>	<b>57</b>	<b>48</b>	<b>0</b>	<b>9</b>	<b>26</b>	<b>10</b>	<b>206</b>	<b>103.0</b>
<b>PISTONS</b>	<b>2</b>	<b>480</b>	<b>66-161</b>	<b>.410</b>	<b>10-29</b>	<b>.345</b>	<b>46-63</b>	<b>.730</b>	<b>27</b>	<b>54</b>	<b>81</b>	<b>39</b>	<b>41</b>	<b>0</b>	<b>16</b>	<b>22</b>	<b>10</b>	<b>188</b>	<b>94.0</b>

**2008-09 SCHEDULE (ALL TIMES EASTERN)**

Friday, December 19 ..... at Detroit ..... 8:00 p.m. .... FSN  
 Saturday, January 10 ..... at Utah ..... 9:00 p.m. .... FSN+

**2007-08 RESULTS (0-2)**

DATE	SITE	W/L	SCORE	PISTONS HIGH SCORER	PISTONS HIGH REBS	PISTONS HIGH ASSISTS	JAZZ HIGH SCORER	JAZZ HIGH REBS	JAZZ HIGH ASSISTS
11/25/07	Detroit	L	93-103	McDyess 19	McDyess 12	Hamilton 7	Boozer 36	Boozer 11	Williams 14
2/27/08	Utah	L	95-103	Hamilton 22	McDyess/Wallace 10	Billups/Prince 4	Okur 24	Boozer 15	Williams 14

**CURRENT STREAKS VS. JAZZ**

SITE	LAST WIN	SCORE	LAST LOSS	SCORE	STREAK	BONUS
At Home	3/13/05	64-62	11/25/07	93-103	Lost 3	Won 3 of 6
On the Road	11/6/02	80-78	2/27/08	95-103	Lost 5	Lost 16 of 18
Overall	3/13/05	64-62	2/27/08	95-103	Lost 4	Lost 8 of 13

**PISTONS VS. JAZZ SEASON-BY-SEASON**

YEAR	HOME	AWAY	NEUTRAL	TOTAL
74-75	2-0	2-0		4-0
75-76	1-1	0-2		1-3
76-77	1-1	2-0		3-1
77-78	2-0	1-1		3-1
78-79	1-1	1-1		2-2
79-80	1-0	0-1		1-1
80-81	0-1	0-1		0-2
81-82	1-0	0-1		1-1
82-83	0-1	0-1		0-2
83-84	1-0	0-1		1-1
84-85	0-1	0-1		0-2
85-86	1-0	0-1		1-1
86-87	1-0	0-1		1-1
87-88	1-0	1-0		2-0
88-89	1-0	1-0		2-0
89-90	1-0	0-1		1-1
90-91	0-1	0-1		0-2
91-92	1-0	0-1		1-1
92-93	0-1	0-1		0-2
93-94	0-1	0-1		0-2
94-95	0-1	0-1		0-2
95-96	0-1	0-1		0-2
96-97	1-0	0-1		1-1
97-98	0-1	0-1		0-2
98-99	1-0			1-0
99-00	0-1	0-1		0-2
00-01	0-1	0-1		0-2
01-02	0-1	1-0		1-1
02-03	1-0	1-0		2-0
03-04	1-0	0-1		1-1
04-05	1-0	0-1		1-1
05-06	0-1	0-1		0-2
06-07	0-1	0-1		0-2
07-08	0-1	0-1		0-2
<b>TOTALS</b>	<b>21-18</b>	<b>10-28</b>		<b>31-46</b>

**PISTONS VS. JAZZ SERIES FACTS**

Largest Winning Margin: ..... 32 vs. Utah, February 4, 1990 (115-83)  
 Largest Losing Margin: ..... 25 at Utah, November 18, 1994 (96-121)  
 Most Points Scored: ..... 128 vs. Utah, November 18, 1983 (128-120)  
 Most Points Allowed: ..... 143 at Utah, March 19, 1984 (125-143)  
 Fewest Points Scored: ..... 64 vs. Utah, March 13, 2005 (64-62)  
 Fewest Points Allowed: ..... 62 vs. Utah, March 13, 2005 (64-62)





601 F Street, NW  
Washington, DC 20004  
(202) 661-5000

**DIRECTORY**

**Owners** ..... Abe and Irene Pollin  
**President** ..... Ernie Grunfeld  
**Executive Vice President, Chief of Staff** ..... Matt Williams  
**Vice President of Basketball Administration** ..... Tommy Sheppard  
**Vice President of Player Personnel** ..... Milt Newton  
**Director of Player Personnel** ..... Tim Connelly  
**Head Coach** ..... Eddie Jordan  
**Associate Head Coach** ..... Mike O'Koren  
**Assistant Coaches** ..... Phil Hubbard, Randy Ayers, Wes Unseld, Jr.  
**Senior Director of Communications** ..... Scott Hall  
**Director of Public Relations** ..... Brian Sereno  
**Senior Public Relations Coordinator** ..... Daren Jenkins  
**Public Relations Coordinator** ..... Steve McMenamin

**GENERAL INFORMATION**

**Team Colors** ..... Blue, Black, Gold  
**Home Court** ..... Verizon Center (20,173)  
**Radio** ..... WTEM Sportstalk 980 - Dave Johnson, Glenn Consor  
**Television** ..... Comcast SportsNet - Steve Buckhantz, Phil Chenier

**BACKGROUND**

**Founded** ..... 1961-62, Chicago Packers; 1962-63, Chicago Zephyrs;  
..... 1963-64, Baltimore Bullets; 1973-74, Capital Bullets;  
..... 1975-76, Washington Bullets; 1997-98, Washington Wizards  
**2007-08 Record** ..... 43-39, Second in Southeast Division  
**2008 Playoffs** ..... 2-4, Lost to Cleveland (2-4)

EDDIE JORDAN  
HEAD COACH



**2007-2008 SEASON SERIES (2-1) DETROIT PISTONS VS. WASHINGTON**

PLAYER	G-GS	MIN	FG-FGA	PCT	FG-FG3A	3PCT	FT-FTA	PCT	OR	DR	REB	AST	PF	DQ	STL	TO	BLK	PTS	AVG
Hamilton	3-3	110	19-49	.388	3-9	.333	7-7	1.000	4	12	16	21	3	0	2	2	2	48	16.0
Maxiell	3-0	69	18-25	.720	0-0	---	11-17	.647	8	10	18	3	7	0	0	1	4	47	15.7
Billups	3-3	88	15-26	.577	8-13	.615	2-3	.667	1	5	6	19	5	0	2	9	1	40	13.3
Wallace	3-3	83	12-36	.333	7-16	.438	5-5	1.000	1	20	21	5	7	0	1	6	6	36	12.0
Prince	3-3	93	13-23	.565	1-7	.143	6-7	.857	3	6	9	9	3	0	1	2	0	33	11.0
McDyess	3-3	83	12-22	.545	0-0	---	3-4	.750	10	16	26	1	9	0	0	1	2	27	9.0
Hayes	3-0	44	9-23	.391	4-13	.308	2-3	.667	1	4	5	3	8	0	1	0	0	24	8.0
Dixon (TOT)	2-0	34	6-9	.667	3-5	.600	0-0	---	1	1	2	9	2	0	4	3	0	15	7.5
Stuckey	3-0	65	6-15	.400	0-1	.000	3-4	.750	1	5	6	10	10	0	5	3	0	15	5.0
Johnson	3-0	26	6-9	.667	0-0	---	0-0	---	1	4	5	0	6	0	2	3	4	12	4.0
Herrmann (TOT)	2-0	15	2-6	.333	2-5	.400	0-0	---	0	2	2	2	2	0	0	0	0	6	3.0
Herrmann (DET)	1-0	2	0-1	.000	0-1	.000	0-0	---	0	0	0	1	0	0	0	0	0	0	0.0
Ratiff (TOT)	3-1	36	3-5	.600	0-0	---	1-2	.500	2	4	6	1	5	0	1	4	3	7	2.3
Ratiff (DET)	2-0	21	2-4	.500	0-0	---	1-2	.500	2	4	6	1	3	0	0	2	2	5	2.5
Hunter	1-0	18	1-4	.250	0-2	.000	0-0	---	1	0	1	1	2	0	0	2	0	2	2.0
Afflalo	2-0	15	0-2	.000	0-0	---	2-2	1.000	0	4	4	1	1	0	1	2	0	2	1.0
Brezec	1-0	3	0-0	---	0-0	---	0-0	---	0	2	2	0	1	0	0	0	0	0	0.0
<b>PISTONS</b>	<b>3</b>	<b>720</b>	<b>113-239</b>	<b>.473</b>	<b>23-62</b>	<b>.371</b>	<b>42-54</b>	<b>.778</b>	<b>33</b>	<b>92</b>	<b>125</b>	<b>75</b>	<b>65</b>	<b>0</b>	<b>15</b>	<b>34</b>	<b>21</b>	<b>291</b>	<b>97.0</b>
<b>WIZARDS</b>	<b>3</b>	<b>720</b>	<b>91-224</b>	<b>.406</b>	<b>18-60</b>	<b>.300</b>	<b>62-75</b>	<b>.827</b>	<b>32</b>	<b>77</b>	<b>109</b>	<b>46</b>	<b>51</b>	<b>0</b>	<b>13</b>	<b>36</b>	<b>10</b>	<b>262</b>	<b>87.3</b>

**2007-2008 SEASON SERIES (1-2) WASHINGTON WIZARDS VS. DETROIT**

PLAYER	G-GS	MIN	FG-FGA	PCT	FG-FG3A	3PCT	FT-FTA	PCT	OR	DR	REB	AST	PF	DQ	STL	TO	BLK	PTS	AVG
Jamison	3-3	113	25-55	.455	2-13	.154	8-9	.889	5	24	29	0	6	0	1	5	0	60	20.0
Butler	3-3	117	15-34	.441	2-8	.250	13-13	1.000	4	11	15	17	6	0	5	11	0	45	15.0
Haywood	3-3	98	13-21	.619	0-0	---	12-15	.800	11	12	23	3	7	0	1	2	4	38	12.7
Stevenson	3-3	86	9-23	.391	6-12	.500	8-10	.800	2	5	7	7	2	0	0	2	0	32	10.7
Arenas	1-0	19	2-8	.250	1-4	.250	5-6	.833	1	1	2	1	2	0	0	2	0	10	10.0
Daniels	3-3	98	9-20	.450	1-3	.333	6-8	.750	0	5	5	12	3	0	1	2	0	25	8.3
Songaila	2-0	30	6-10	.600	0-0	---	0-0	---	2	5	7	1	3	0	1	1	0	12	6.0
Mason	3-0	55	5-19	.263	4-14	.286	3-4	.750	1	1	2	4	7	0	0	2	3	17	5.7
Blatche	3-0	53	5-16	.313	0-0	---	4-6	.667	3	9	12	0	8	0	2	3	0	14	4.7
Young	2-0	28	2-12	.167	2-4	.500	3-4	.750	0	1	1	0	6	0	0	3	1	9	4.5
McGuire	3-0	14	0-3	.000	0-0	---	0-0	---	3	1	4	1	1	0	1	0	1	0	0.0
Pachorov	2-0	10	0-3	.000	0-2	.000	0-0	---	0	2	2	0	0	0	1	0	1	0	0.0
<b>WIZARDS</b>	<b>3</b>	<b>720</b>	<b>91-224</b>	<b>.406</b>	<b>18-60</b>	<b>.300</b>	<b>62-75</b>	<b>.827</b>	<b>32</b>	<b>77</b>	<b>109</b>	<b>46</b>	<b>51</b>	<b>0</b>	<b>13</b>	<b>36</b>	<b>10</b>	<b>262</b>	<b>87.3</b>
<b>PISTONS</b>	<b>3</b>	<b>720</b>	<b>113-239</b>	<b>.473</b>	<b>23-62</b>	<b>.371</b>	<b>42-54</b>	<b>.778</b>	<b>33</b>	<b>92</b>	<b>125</b>	<b>75</b>	<b>65</b>	<b>0</b>	<b>15</b>	<b>34</b>	<b>21</b>	<b>291</b>	<b>97.0</b>

**2008-09 SCHEDULE (ALL TIMES EASTERN)**

<b>Saturday, November 1</b> ..... at Detroit ..... 7:30 p.m. .... FSN
Tuesday, December 9 ..... at Washington ..... 7:00 p.m. .... FSN
<b>Wednesday, December 17</b> ..... at Detroit ..... 7:30 p.m. .... FSN
Saturday, March 28 ..... at Washington ..... 7:30 p.m. .... FSN

**2007-08 RESULTS (2-1)**

DATE	SITE	WL	SCORE	PISTONS HIGH SCORER	PISTONS HIGH REBS	PISTONS HIGH ASSISTS	WIZARDS HIGH SCORER	WIZARDS HIGH REBS	WIZARDS HIGH ASSISTS
1/2/08	Washington	W	106-93	Hamilton 20	McDyess/Wallace 8	Hamilton 9	Butler 22	Haywood 10	Butler 6
3/23/08	Washington	L	83-95	Hamilton 19	McDyess 14	Billups 11	Jamison 24	Jamison 12	Daniels 9
4/11/08	Detroit	W	102-74	Maxiell 28	Wallace 9	Hamilton 10	Jamison 15	Haywood 9	Butler 5

**CURRENT STREAKS VS. WIZARDS**

SITE	LAST WIN	SCORE	LAST LOSS	SCORE	STREAK	BONUS
At Home	4/11/08	102-74	1/26/07	96-99	Won 1	Won 6 of 9
On the Road	1/2/08	106-93	3/23/08	83-95	Lost 1	Won 9 of 12
Overall	4/11/08	102-74	3/23/08	83-95	Won 1	Won 14 of 20

**PISTONS VS. WIZARDS SEASON-BY-SEASON**

YEAR	HOME	AWAY	NEUTRAL	TOTAL
61-62	2-0	1-1	4-2	7-3
62-63	3-0	2-1	2-2	7-3
63-64	0-3	1-3	2-1	3-7
64-65	2-2	1-4	1-0	4-6
65-66	3-1	1-3	1-1	5-5
66-67	2-2	2-0	3-0	7-2
67-68	2-1	1-3	1-0	4-4
68-69	0-4	0-3	0-0	0-7
69-70	1-1	1-2	0-2	2-5
70-71	2-1	1-1	0-0	3-2
71-72	2-0	0-2	0-1	2-3
72-73	1-1	1-1	0-0	2-2
73-74	2-0	0-2	0-0	2-2
74-75	1-1	0-2	0-0	1-3
75-76	1-1	1-1	0-0	2-2
76-77	1-1	0-2	0-0	1-3
77-78	1-1	1-1	0-0	2-2
78-79	1-1	0-2	0-0	1-3
79-80	2-1	0-3	0-0	2-4
80-81	1-2	0-3	0-0	1-5
81-82	1-1	0-3	0-0	1-4
82-83	2-1	1-1	0-0	3-2
83-84	2-1	1-2	0-0	3-3
84-85	2-1	1-2	0-0	3-3
85-86	2-1	2-1	0-0	4-2
86-87	2-1	1-2	0-0	3-3
87-88	2-0	1-2	0-0	3-2
88-89	3-0	2-0	0-0	5-0
89-90	2-0	2-0	0-0	4-0
90-91	2-0	1-1	0-0	3-1
91-92	2-0	1-1	0-0	3-1
92-93	2-0	2-0	0-0	4-0
93-94	1-1	1-1	0-0	2-2
94-95	2-0	1-1	0-0	3-1
95-96	1-1	0-1	0-0	1-2
96-97	2-0	2-0	0-0	4-0
97-98	1-1	1-1	0-0	2-2
98-99	2-0	0-1	0-0	2-1
99-00	1-1	1-1	0-0	2-2
00-01	1-0	0-2	0-0	1-2
01-02	2-0	2-0	0-0	4-0
02-03	1-1	2-0	0-0	3-1
03-04	2-0	1-0	0-0	3-0
04-05	2-0	2-0	0-0	4-0
05-06	0-2	0-1	0-0	0-3
06-07	1-1	1-1	0-0	2-2
07-08	1-0	1-1	0-0	2-1
<b>TOTALS</b>	<b>74-38</b>	<b>44-66</b>	<b>14-9</b>	<b>132-113</b>

**PISTONS VS. WIZARDS SERIES FACTS**

Largest Winning Margin: ..... 31 vs. Washington, February 29, 1984 (137-106)  
 Largest Losing Margin: ..... 34 at Washington, April 3, 1992 (85-119)  
 Most Points Scored: ..... 148 at Baltimore, February 6, 1970 (148-153, 2OT)  
 ..... 139 at Washington, February 2, 1984 (139-129, regulation)  
 Most Points Allowed: ..... 153 at Baltimore, February 6, 1970 (148-153, 2OT)  
 ..... 143 at Baltimore, December 18, 1965 (114-143, regulation)  
 Fewest Points Scored: ..... 75 vs. Washington, March 8, 1999 (75-71)  
 Fewest Points Allowed: ..... 69 at Washington, November 29, 2003 (80-69)



**Sports**  
**RADIO 1130**  
**WDFN**



**FLAGSHIP STATION FOR AUTOMOTION**

**... and oh yeah, we're also the official  
HOME OF THE DETROIT PISTONS**




**LISTEN LIVE TO YOUR FAVORITE SHOWS**

**WDFN.COM**



# OVERTIME



**WE WORK AS ONE.**



# T H E PALACE OF AUBURN HILLS

## 20 YEARS BUILDING MEMORIES

SINCE 1988

On August 13, 1988, The Palace hosted its first event - a sold-out concert with Sting. In its first 20 years, The Palace has hosted 5,042 events and nearly 51 million guests. When it opened, The Palace of Auburn Hills was the second highest NBA arena in attendance to Charlotte. It is currently number one in the league in listed capacity.

### POINTS OF INTEREST:

The Palace, which is completely privately financed, has invested more than \$110 million in a continuous program of venue enhancements and enlargements throughout the years. This total surpasses the building's original construction cost, estimated somewhere between \$75-\$90 million.

The first basketball game at The Palace wasn't a Pistons game. Eight days after it opened, it hosted an exhibition game with the USA Olympic Men's Basketball team taking on a group of NBA All-Stars on August 21, 1988.

The first Detroit Pistons regular season home game was a 94-85 victory over the Charlotte Hornets on 11/5/88. Ironically, the first regular season home game of the WNBA's Detroit Shock was also against a team from Charlotte (the Sting) on 6/13/98. In this instance, the Detroit team fell to Charlotte 78-69.

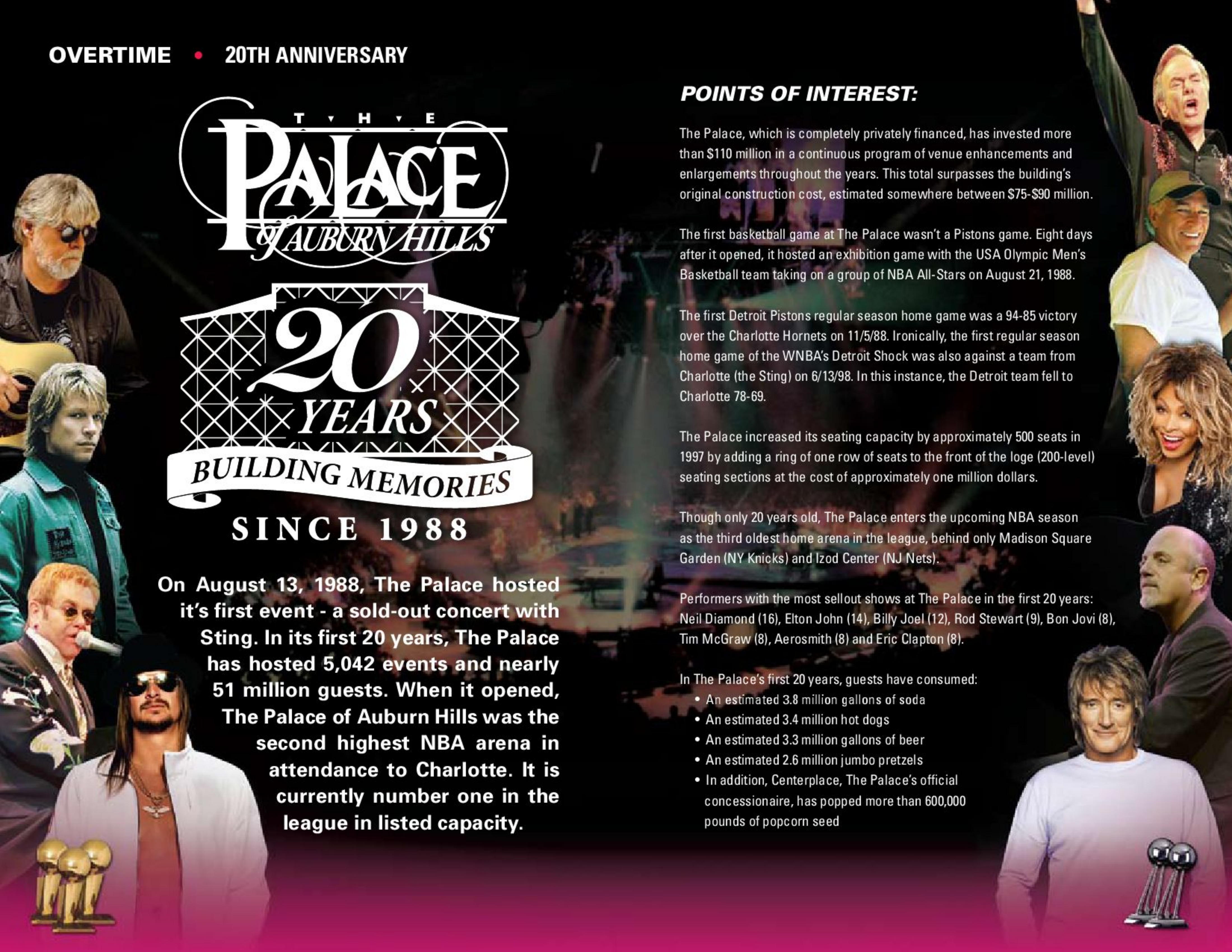
The Palace increased its seating capacity by approximately 500 seats in 1997 by adding a ring of one row of seats to the front of the loge (200-level) seating sections at the cost of approximately one million dollars.

Though only 20 years old, The Palace enters the upcoming NBA season as the third oldest home arena in the league, behind only Madison Square Garden (NY Knicks) and Izod Center (NJ Nets).

Performers with the most sellout shows at The Palace in the first 20 years: Neil Diamond (16), Elton John (14), Billy Joel (12), Rod Stewart (9), Bon Jovi (8), Tim McGraw (8), Aerosmith (8) and Eric Clapton (8).

In The Palace's first 20 years, guests have consumed:

- An estimated 3.8 million gallons of soda
- An estimated 3.4 million hot dogs
- An estimated 3.3 million gallons of beer
- An estimated 2.6 million jumbo pretzels
- In addition, Centerplace, The Palace's official concessionaire, has popped more than 600,000 pounds of popcorn seed







The Palace of Auburn Hills, home of the Detroit Pistons (NBA), Detroit Shock (WNBA) and numerous concerts, family shows and special events, is celebrating its 20th anniversary in 2008-2009.

Built and operated by Arena Associates, The Palace was headed by Pistons managing partner, William Davidson, along with the late David Hermelin and the late Robert Sosnick. An all-encompassing entertainment venue, it quickly became one of the nation's top concert facilities. After just one season, The Palace was honored by two entertainment trade publications, being named "New Venue of the Year" by Performance and "Best New Concert Venue" by Pollstar.

Overall, The Palace has been nominated "Arena of the Year" 10 times by Performance magazine and won the award seven times. It has also earned 10 "Arena of the Year" nominations from Pollstar magazine and won the honor in 1992. Since its inception, The Palace has hosted almost every major touring concert act.

Since opening in 1988, The Palace has undergone more than \$110 million in venue renovations throughout the years. For its 20th birthday, guests will enjoy a totally refurbished main concourse and its original club/banquet area will be updated and re-launched as the "Chairman's Club." With the cost of the building and every dollar spent on additions and improvements being privately financed, The Palace continues to uphold its reputation as one of the world's premier sports and entertainment venues. Among the more notable additions include the West Entrance Atrium, which was completed in 1996 and contains three levels of offices, a storage facility and an expanded entrance with numerous amenities. This was followed by the addition of the 12,000 square-foot Casino Windsor Club on the concourse level and the Casino Windsor suite levels for both the 100 and 300-level suites. In 2004, a Light Emitting Diodes (LED) board was installed, allowing for the display of electronic signage around the entire arena and around the state-of-the-art hanging scoreboard during events.

The Palace continued its legacy as America's most innovative arena in 2005 by undertaking its largest enhancement project since its opening. The \$30 million new phase included the addition of two sets of exclusive courtside lounge and clubs. The first to open was the KeyBank Club, located under the arena's east seating area, which opened November 2005. The KeyBank Club services five attached 450 square-foot luxury suites as well as all front row season ticket holders.

The project also included a 65,000 square foot expansion of the North Entrance, named the Comcast Pavilion, which opened April 2006. The pavilion's lower level is home to the other set of exclusive club/suites. Club 53, which opened in February 2006, boasts a central club/bar area and eight luxury private suites averaging 1,000 square feet. It is accessible via a private entrance in the Comcast Pavilion and through a tunnel entrance leading to 100 level suite corridor and an exclusive entrance into the arena. The pavilion's concourse level created a dramatic new grand entrance/lobby, which provides guests with additional concourse space, additional box office windows and a new retail area. The new area also increased dining options and amenities in The Palace with café areas featuring Big Boy and Buffalo Wild Wings, the Red Bull Bar and Bacardi Bar. The upper level of the pavilion is the luxurious Ameriprise Financial Club, which has approximately 700 members. Opening approximately the same time was the Sanders Dessert Stop, located on the concourse at the top of the West Entrance stairs, offering sweet treats to guests for all Palace events.

Throughout the years, the organization has added more than a dozen branches. The growth led to a name change, Palace Sports and Entertainment, Inc. (PS&E), to reflect its ever-widening scope of operations. This expansion culminated in 1990 when it purchased DTE Music Theatre (then known as Pine Knob). Since its first summer operating the venue in 1991, the amphitheater has been named the nation's busiest or top-grossing outdoor venue every summer by Amusement Business or Pollstar. Winner of Pollstar's "Best Major Outdoor Concert Venue" in 2000, DTE has been nominated 11 consecutive times for this award which is voted on by a reader's poll. The award capped off the amphitheater's most successful year in which it posted its highest-ever total attendance and was listed as the top amphitheater in Amusement Business' year-end charts and the top-selling outdoor venue on the year-end list of Pollstar.

In 1994, PS&E took over management of Meadow Brook Music Festival, which is housed on the campus of Oakland University in Rochester Hills. Both The Palace of Auburn Hills and Meadow Brook Music Festival have been named "Prime Site Award" winners by Facilities magazine in two consecutive years, 2003 and 2004.

The Shock joined the PS&E family in 1998 and made an immediate impact by posting the highest winning percentage at the time by an expansion team in any professional sport during its inaugural season. They accomplished that feat by going 17-13 for a 56% winning percentage. The Shock later delivered the organization's third championship by winning the 2003 WNBA title and the fifth championship by winning again in 2006.

The company continues to grow as minor league baseball team, the Asheville Tourists, a Class A affiliate of the Colorado Rockies, was added to PS&E ownership during the summer of 2005.

**PALACE FACTS**

**CAPACITY:** Basketball - 22,076; Hockey - 20,804; Concert and Family Shows - 6,000 to 23,000 depending on configuration.

**NUMBER OF EVENTS:** An annual average of 200.

**PROFESSIONAL TEAMS:** Detroit Pistons (NBA) and Detroit Shock (WNBA).

**ACREAGE:** The Palace sits on 61.1 acres (2,662,717 square feet) and was cited by conservationists for its work in preserving natural wetlands areas throughout the property during the building's construction in 1988.

**OVERALL BUILDING AREA:** 570,000 square feet.

**ATRIUM ADDITION:** 100,000 square-foot addition which opened on September 13, 1996.

**ATRIUM HEIGHT:** 117 feet.

**CAESAR'S WINDSOR CLUB ADDITION:** 12,000 square feet.

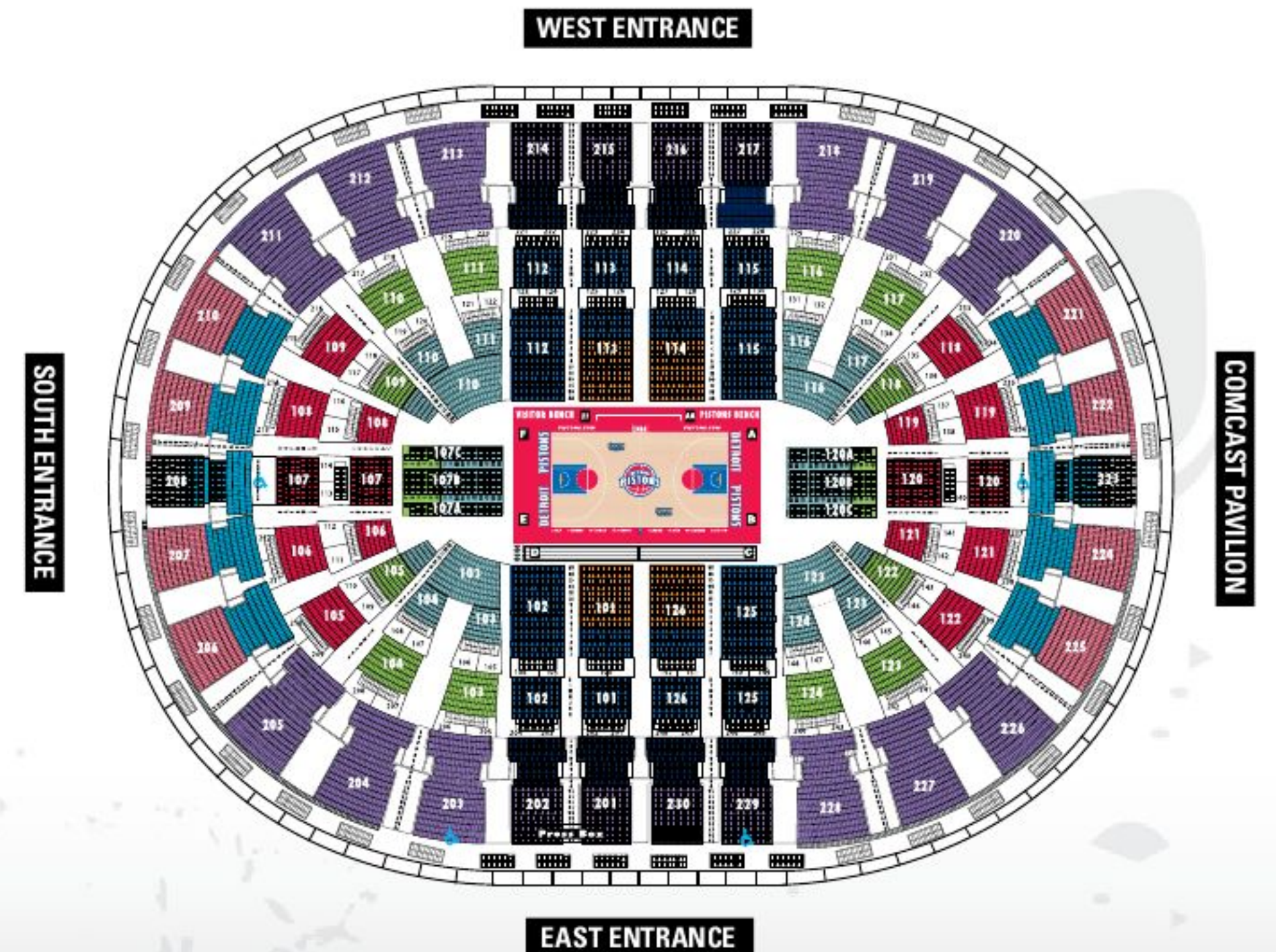
**COMCAST PAVILION ADDITION:** 65,000 square feet.

**SUITES:** 193, some as close as 16 rows from the floor. This trend started with The Palace's construction and is now widely copied in nearly every arena built today. The first and third level suite concourses underwent a face-lift during 2002 and were then named the Traverse Bay Entertainment Suite Levels.

**COURTSIDE LOUNGES AND COURTSIDE CLUB ADDITION:** 5,600 square feet.

- The Palace's air conditioning system is powerful enough to cool 500 single-family homes or turn one million gallons of water into ice.
- There are more than 300 miles of electrical wiring throughout the Palace.
- The Palace has approximately 8,400 parking spaces on site.
- The amount of concrete used in constructing The Palace is enough to pave a two-lane highway 23 miles long.

**2008-09 PALACE SEATING CONFIGURATION**







**WHAT IS NBA CARES?**

*NBA Cares is the league's global community outreach initiative that addresses important social issues with an emphasis on programs that support education, health-related causes and youth and family development. The NBA, its teams and players implement and execute programs that impact and inspire children and families worldwide.*

*Through NBA CARES, the league, players and teams will raise and contribute \$100 million for charity, donate more than 1 million hours of hands-on volunteer service to communities worldwide and build more than 250 places where kids can learn and play over the next five years.*

**WHAT IS READ TO ACHIEVE?**

Part of the league-wide NBA Cares initiative, Read to Achieve stresses the importance of literacy and education to youth. The Pistons launched Read to Achieve in October 2001, and since then, the team has read stories and distributed books to thousands of children. The Pistons have also renovated multiple Live, Learn and Play Centers and provided books and funds to dozens of schools and non-profits. Reaching an estimated 50 million children per year nationwide, Read to Achieve is the most extensive educational outreach initiative in the history of professional sports. The Pistons Read to Achieve sponsors (07-08) included Rock Financial, Sprite, Belle Tire, Ticketmaster, Bowling Centers Association of Southeastern Michigan, Detroit Medical Center, Absopure, National City, Tim Hortons and Metro PCS.



**PISTONS-PALACE FOUNDATION MISSION...**

Palace Sports & Entertainment and the Detroit Pistons are dedicated to enriching the lives of our communities' youth and families through our unique resources, teamwork and goodwill. We positively impact lives by developing and supporting programs that promote education, recreation and a healthy lifestyle, inspiring excellence through role models and serving as a catalyst for constructive community change.



**DETROIT PISTONS LIVE, LEARN AND PLAY CENTER RENOVATIONS**

The organization has renovated a league-high 19 Live, Learn and Play Centers. For each renovation, the Pistons commission new paint, carpet, furniture and technology as needed for the existing site. The Pistons also develop graphics of players, Pistons personalities and basketball-themed visuals to bring new life into each room. To top it all off, the Pistons provide hundreds of new and gently used books for each renovated library or resource center. Previous Live, Learn and Play Center renovation locations include local school libraries, the Boys & Girls Club of Flint, Ronald McDonald House of Detroit, Hurricane Katrina Habitat for Humanity House in New Orleans, Tay's Town Suite at the Palace of Auburn Hills and the Children's Hospital of Michigan.



*To learn more about Live, Learn and Play Center renovations, please visit [www.pistons.com/community/rta](http://www.pistons.com/community/rta).*

**PISTONS CARES TELETHON**

The first ever Pistons Cares Telethon made history on March 14, 2008 as it embarked the first outreach program of its kind for any professional sports team. The Pistons Cares Telethon was a community effort to raise money for the Make-A-Wish Foundation of Michigan during a Pistons home game. The event was in conjunction with the Pistons 50th anniversary and the goal was to raise enough money to grant 50 wishes to children suffering from life-threatening medical conditions. Donations were collected before and during the game with online donations, radio station broadcasting, in-arena call centers and fan donations during the game. The event was broadcasted on WDIV TV-4 and included the help from Palace Sports and Entertainment employees, sponsors, local radio and TV stations and fans. The event raised over \$480,000 and granted 60 wishes to children facing life threatening medical conditions, an average of one wish granted every six days, through the Make-A-Wish Foundation.



**"KNOW YOUR BLACK HISTORY MONTH TOUR"**

The Detroit Pistons and the Detroit Shock teamed up with Rick Mahorn and Patrick McInnis and sponsors Rock Financial and Fathead, to encourage students in southeast Michigan to know their black history and give them an opportunity to win college scholarships. The 2008 tour touched the lives of more than 1,500 students at 15 southeast Michigan schools and five students were presented with a total of \$5,000 in scholarships. Runners-up also received a \$100 Visa Gift card with a total of \$1,500. Students compete for the scholarships by delivering a presentation on what black history means to them in the form of a speech, rap, poem, dance or other artistic element. All winners were honored during halftime of a Pistons game.

**BREAST HEALTH AWARENESS**

During the month of October the Pistons teamed up with National City, MyTV20 and Karmanos Cancer Institute to encourage women to be proactive by getting regular check-ups. During the course of the month, 50 women who could not normally afford regular screening received free mammogram at Karmanos thanks to the Pistons and National City donating \$25,000 to the institute. Breast cancer survivors were recognized during a Pistons pre-season game on October 17th in Grand Rapids and also at a home game October 24th with a special on-court recognition from the Pistons players and wives. Jason Maxiell also teamed up with National City for their "Real Men Wear Pink" campaign.



**PISTONS AND AMERICAN RED CROSS MICHIGAN HEROES**

The Pistons and American Red Cross Michigan Heroes program started during the 2004-05 season and continued into 2007-08 with powerful on-court recognitions and numerous standing ovations. The program encourages fans to nominate a person or group from their local community who has gone above and beyond the call of duty. The hero is then recognized at a Pistons home game for their accomplishments. To nominate a hero, who can come from any walk of life, during the 2008-09 season, fans should to complete an on-line nomination form [www.pistons.com/community](http://www.pistons.com/community).

**HOLIDAY INITIATIVES**

Each year, the Pistons hold numerous holiday initiatives to benefit area youth. Many of these events are coordinated by a player's personal foundation while others are initiated by the organization. Typical events include Thanksgiving dinner celebrations, toy drives, clothing drives, food drives and shopping sprees for underprivileged children. Look for this season's holiday initiatives to get even bigger as the team plans to expand upon initiatives from years past to make an even greater impact during the time of giving.





**PISTONS, ALLSTATE AND MYTV20 MITTEN DRIVE**

This past year the Pistons, Allstate Insurance Company and MyTV20 partnered together to collect hundreds of new mittens, gloves or scarves Pistons home game during Thanksgiving and the holiday season. Collected mittens were donated to youth groups, such as Orchards Children's Services. Last season, more than 600 winter accessories were collected.

Fans may drop off these winter accessories at the designated bins at the Comcast Pavilion during the 2008-09 season.




**SEATS FOR SOLDIERS**

During the 2007-08 holiday season hundreds of season ticket holders donated their tickets to the Seats for Soldiers program. Tickets went to soldiers of Selfridge Air National Guard Base as well as their family members. Fans could also purchase tickets at a discounted price to donate to the soldiers. More than 400 servicemen enjoyed the Pistons game where they also received a special recognition for their hard work and dedication to our country.

**LINDSEY HUNTER REACHING HIGHER PROGRAM**

The Detroit Pistons, the Pistons-Palace Foundation and Lindsey Hunter teamed up for the Reaching Higher program at a local high school in Pontiac. Reaching Higher is a nine-week program designed to motivate emotionally troubled youth so they live a life with more passion and confidence by teaching life skills and providing unconditional support and positive reinforcement. Throughout the program issue and topics such as self-esteem, goal setting, limiting beliefs, positive life choices and managing stress are addressed. In the past, high school students who have completed the course have shown significant improvement in grades, attitudes and relationships by demonstrating the programs effectiveness and lasting impression.



**MARCH IS READING MONTH**

The Detroit Pistons, its Read to Achieve sponsors and WJBK FOX 2 team up to collect new and gently used books during "March is Reading Month." The campaign encourages fans to donate books at all Pistons home games during the month of March. Books are also collected at various Read to Achieve sponsor locations. In the past six years, the March is Reading Month program has donated more than 100,000 books to schools and non-profit organizations.



The Pistons teamed up with Rock Financial & Made in Detroit to offer limited time underground Pistons-themed t-shirts to raise money for the Pistons-Palace Foundation. T-shirts names were "Pistons Rock Detroit," "Sheed Happens" and "Smooth CB1."

**PLAYER TICKET SECTIONS**

Last season nine players purchased blocks of tickets that were donated to organizations and non-profits in the local community. Each game a different organization was recognized and spent the night as that players biggest fan. Player ticket sections for the 2007-08 season were as follows: Chauncey Billups, Jarvis Hayes, Tayshaun Prince, Jason Maxiell, Amir Johnson, Antonio McDyess, Lindsey Hunter and the rookies Rodney Stuckey and Arron Afflalo.

**TAY'S TOWN**

Tayshaun Prince and his wife, Farah, teamed up with Meijer to purchase a full season Palace suite 322 for the 2007-08 season. The suite invites children with cancer and their families to experience a Pistons game for free. The suite was redesigned as "Tay's Town" and features unique graphical and interactive elements for up to 16 children each Pistons home game. Each child receives a Tay's Town t-shirt, autograph card and pre-game courtside access. The group is selected by Kids Kicking Cancer, which is a non-profit that helps children and families cope when faced with cancer. The grand opening of the suite took place on November 21, 2007 during the Pistons vs. Knicks game.



**CHARITABLE DONATION PROGRAM**

The Detroit Pistons support the community through donations of tickets and team merchandise. Thousands of individuals from local community organizations and schools attend Pistons games through ticket donations from the Pistons community relations department and the Pistons-Palace Foundation. In addition, in-kind donations such as autographed team merchandise and memorabilia are donated to registered nonprofit organizations. *For more information, please visit [www.pistons.com/community](http://www.pistons.com/community)*



**PISTONS-PALACE FOUNDATION SILENT AUCTION PROGRAM**

The Pistons-Palace Foundation in-arena silent auction program offers unique, autographed memorabilia from area sports teams including the Pistons, Shock, Tigers, Lions, Red Wings, college teams as well as items signed by players that made history from all sports teams. These items are available at every home game. The silent auction station is located on the concourse at section 108/109. Both framed and unframed items are available for a range of costs.

Most items are open for bidding, while other "BUY NOW" items are available for purchase on the spot. More than 45 items are available every game and bidding closes at the end of halftime. Items are also available at [www.pistons.com/community](http://www.pistons.com/community) through an online auction. All proceeds benefit the Pistons-Palace Foundation to be reinvested back into the community for education, youth and literacy initiatives.



**RIP CITY FOUNDATION**

The Rip City Foundation's mission is to enhance lives through education and recreation with a special emphasis on healthy living in the geographical areas where Rip Hamilton has lived and played. Through the foundation, Hamilton has held basketball camps and clinics, coordinated an annual Thanksgiving dinner at Detroit's Salvation Army Temple Corps Community Center and held holiday shopping sprees to benefit area children. The foundation also raised money through Bowling for Kids in 2006 and helped to renovate Burns Elementary School's resource center. Hamilton's foundation is also very active in his hometown of Coatsville, Penn. *For more information about, please visit [www.ripcityfoundation.org](http://www.ripcityfoundation.org).*



*For information regarding these programs, contact Jamie Murdoch, Community Relations Assistant at (248) 375-4055 or visit our website at [www.pistons.com/community](http://www.pistons.com/community)*



**THE DETROIT PISTONS PARTNER PROGRAM PRESENTS...  
"SKILLS FOR SUCCESS"**

The Detroit Pistons are bringing their basketballs, jerseys, whistles and chalkboard as part of our complimentary "Skills For Success" Assembly to your school. Creating a championship environment among students, teachers, staff members and parents is the goal for this highly recognized and award-winning three-part program. The special events will be conducted by Steve Moreland, who is in his 13th year as the Detroit Pistons Director of Development and Basketball Camps/Clinics. The Pistons have appeared at over 1,200 schools statewide during the past 12 years.

Sharing our recipes for success as they relate to building a championship team, our topics will include: setting goals, being on time, working hard and practicing your skills, studying the game plan, playing the game and continuing to improve. Also as part of the fun, selected students and teachers will wear our Detroit Pistons jerseys as they demonstrate good sportsmanship during our Pistons shooting contest.

**HERE ARE THE THREE PARTS TO THE PISTONS PARTNER PROGRAM:**

For taking the first step in becoming a "Pistons Partner," your school will be awarded a complimentary afternoon Detroit Pistons "Skills For Success" Assembly conducted by "Coach Steve" and his staff. This year's presentation will help establish a successful foundation for learning and everyday living. You will receive an exclusive Detroit Pistons plaque acknowledging your school as a "Detroit Pistons Partner." This 40-minute assembly is available to the first 40 schools that register for the entire program.



*Coaches demonstrate dribbling techniques to campers participating in a clinic at The Palace of Auburn Hills.*

The second step of the Pistons Partner Program consists of an after-school basketball clinic held in your school's gymnasium on the same day of the assembly. Our Pistons camp coaching staff will teach the ABC's of basketball to K-5 boys and girls during this 1-1/2 hour session. Clinic participants receive a free Pistons game ticket, a special Detroit Pistons T-shirt, a certificate of participation and various prizes for basketball skill contests.

**\*Investment for each clinic participant is only \$25** (regular value of \$70)

The \$25 fee includes:

- A 1-1/2 hours clinic (regular price \$25)
- Special Detroit Pistons T-shirt (regular \$20)
- 1 regular season game ticket (regular \$25)
- Pistons certificate of participation and prizes for contest winners

The third and final step of our Pistons Partnership with your school wouldn't be complete without an invitation for all students, faculty, families and friends to experience an authentic Pistons Game Day at The Palace of Auburn Hills. For only \$20, all fans can attend a Pistons regular-season home game selected by your staff. Make this a memorable night for all to enjoy!

We will acknowledge your school during a pre-game presentation. Your Principal, a selected staff member and several students will represent your school down on the Pistons' home court prior to the game. After the ceremony, everyone can sit back and enjoy exhilarating, action-packed Pistons basketball!

*To schedule dates and times for the Pistons Partner Program, please contact Curtis Rybski, Manager – Basketball Camps/Clinics, at (248) 377-8653. Assembly/clinic dates, times, and Pistons game dates are limited to the first 40 schools on a first-come, first-serve basis!*

**16 STATEWIDE 4-DAY YOUTH BASKETBALL CAMPS**

The purpose of the Detroit Pistons Training Camp Tour is to impact youth and improve their skills in the game of basketball as well as in the game of life. A typical camp puts emphasis on the fundamental skills of basketball such as passing, shooting, ball handling, rebounding and defense. The coaching staff conducts contests such as: Hot Shot, Free Throws, Knock Out and Beat the Pro for campers to win trophies and prizes. Campers are also judged for week-long camp honors such as the Attitude Award, Hustle Award and the Most Valuable Player Award. Campers also play in action-packed games against players in their age range and of similar skill level.



*Campers participate in a one-on-one exercise.*

Basketball is not the only topic of discussion during 4-day Pistons Training Camps. Life skills such as teamwork, building confidence, positive peer pressure, good work ethic and other topics that are important to today's youth are stressed and encouraged by staff members.

Over the past 12 years, the Pistons Training Camp Tour has reached more than 24,000 campers at camps statewide and in nearby Ohio. The camp has made stops in Ypsilanti, Battle Creek, Utica, Howell, Flint, Lansing, Cadillac, Midland, Grand Rapids, Kalamazoo, Gaylord, Harbor Springs, Petoskey, Toledo, Traverse City, Holly, Fenton, Plymouth/Canton, Rochester, Lake Orion, Brighton, Hillsdale, Holt, West Bloomfield, Muskegon, Manchester, Coldwater and at the Palace of Auburn Hills.

*For 2008 Detroit Pistons Training Camp Tour information, please call our Camp Hotline at (248) 377-8653.*



**STEVE MORELAND  
DIRECTOR OF DEVELOPMENT  
AND CAMPS & CLINICS**

Steve Moreland enters his 13th season as Director of Development and Basketball Camps/Clinics for the Detroit Pistons. Moreland directs the Detroit Pistons Training Camp Tour, which consists of 16 summer youth basketball camps throughout the state of Michigan and northern Ohio. More than 24,000 boys and girls have participated in the Training Camp tour since its inception 12 years ago. These premier camps include guest appearances by Pistons players, coaches and staff.

Moreland also oversees the Detroit Pistons Partner Program. Targeting school-aged children K-5, the programs provides daily tips to help improve student's lifestyle by focusing on physical fitness, health and sports. In the last 12 years, Moreland has been delivering motivational and educational messages from the Pistons to more than 1,200 schools.

"Coach Steve" has also become a highly respected motivational speaker for organizations and businesses throughout the state of Michigan. He was appointed to the Michigan's Governor's Council on Physical Fitness, Health and Sports by former Governor John Engler. Moreland is actively involved with the Chamber of Commerce and served as President of his local elementary school PTO in past years.

Moreland joined the Pistons prior to the start of the 1996-97 season, coming from Disney's Wide World of Sports. He and his wife, Lori, have three children; Christa, Tyler and Shane and reside in Grand Blanc, Michigan.





**GEORGE BLAHA**  
FSN DETROIT  
WDFN RADIO



**A. SHERROD  
BLAKELY**  
BOOTH NEWSPAPERS



**MARK CHAMPION**  
WDFN RADIO



**VINCE ELLIS**  
DETROIT FREE PRESS



**RYAN FIELD**  
FSN DETROIT



**STAN FRACKER**  
PISTONS BROADCASTING




**DANA GAURUDER**  
OAKLAND PRESS



**GREG KELSNER**  
FSN DETROIT



**RICK MAHORN**  
WDFN RADIO



**CHRIS MCCOSKY**  
DETROIT NEWS



**PETE SKORICH**  
PISTONS BROADCASTING



**TREVOR THOMPSON**  
FSN DETROIT



**ELI ZARET**  
PISTONS BROADCASTING

**GEORGE BLAHA • PLAY-BY-PLAY ANNOUNCER**



A local broadcasting icon and one of the most recognizable personalities in Detroit and the NBA, George Blaha begins his 33rd consecutive season as the television and radio play-by-play voice of the Detroit Pistons in 2008-2009. The "Voice of the Pistons" is the longest tenured play-by-play announcer in the State of Michigan following the retirement of legendary Detroit Tigers broadcaster Ernie Harwell. Blaha brings a high-energy style to go with his extensive basketball knowledge and demonstrates a true passion for Pistons basketball. His trademark colloquialisms such as, "two and twenty-two to play" and "a high glass gun that goes" have thrilled Pistons fans of all ages for three decades.

Blaha enjoyed a banner year in 2008 when he was named Michigan's Sportscaster of the Year for the second time by *The Detroit News* (2003, 2008) and enshrined in the Michigan Sports Hall of Fame. He was also honored by Michigan State as an honorary letterman and member of the "S" Club. Blaha was honored with the Ty Tyson Award for broadcasting excellence by the Detroit Sports Broadcasters Association in 2003.

Blaha handles play-by-play duties on either television or radio for all 82 regular-season games plus pre and post-season games on FSN Detroit and WDFN - the Pistons flagship stations. He also hosts the "Pistons Weekly" television program, which airs Sunday nights on WDIV TV4 at midnight, and has handled play-by-play duties for Michigan State Football since 1971. In 2002, he was made an honorary alumnus of Michigan State University.

During the Pistons off-season, Blaha stays active as a Pistons ambassador making appearances at charitable and community events. His annual "High Hopes" golf outing for the Vista Maria home for abused young women in the metropolitan area, has raised well over a half million dollars for the charity. He is also an honorary chairman of the annual golf outing for the St. Louis Center for the developmentally disabled. Blaha serves as spokesman and fundraiser for the Michigan Anti-Cruelty Society, benefiting neglected and abused animals in the City of Detroit.

Born in Detroit, Blaha was raised in Marshalltown, Iowa and Grayling, Michigan. He graduated with a B.A. in economics from Notre Dame University and earned an MBA from the University of Michigan. He resides in Troy and Gaylord Michigan.

**GREG KELSNER • TELEVISION ANALYST**



Greg Kelsner joins George Blaha for his 12th season as television analyst on FSN Detroit. Kelsner has worked Pistons games on television and radio since 1988. Kelsner has established himself as a veteran NBA color commentator working the past 16 seasons for the Pistons' cable partners. In addition to his analytical duties, Kelsner also lends his expertise during segments of the pre-game show and is frequently featured as an NBA analyst for FSN Detroit's Sports Report which airs nightly at 10:00 p.m.

Kelsner worked six seasons with PASS Sports prior to his FSN Detroit engagement. He served as the Pistons color commentator for WWJ radio during home games nine seasons ago and has also worked on collegiate television broadcasts in a variety of settings, including the NCAA tournament.

A former All-American and Academic All-American at Michigan State University, Kelsner, along with Earvin "Magic" Johnson, captained the Spartans to the 1979 NCAA Championship. He was drafted by the Pistons in 1979 and played in Detroit until he was traded to the Seattle SuperSonics for Vinnie Johnson.

An active member in his community, Kelsner conducts several basketball camps during the summer and is involved in various charities throughout the state of Michigan.



**MARK CHAMPION • RADIO PLAY-BY-PLAY**



Mark Champion enters the ninth year of his second stint with the Detroit Pistons as the radio voice in 2008-2009. He functions in this capacity when George Blaha is handling television duties for the Pistons. Champion first joined the Pistons organization in 1992 sharing the airwaves with Blaha until the end of the 1995-96 season. He rejoined the organization for the 2001-02 season in his new capacity.

A radio veteran who brings more than 37 years of sports broadcasting experience to the microphone, Champion served as the radio voice of the Detroit Lions, a post he held for 16 seasons. He has also served as the voice of Michigan State Men's Basketball and has worked in three Winter Olympics Games.

In addition to his duties with the Pistons and Lions, Champion handled television play-by-play duties for the Detroit Fury of the Arena Football League (AFL). Most recognized among NFL announcing circles for his work with the Lions and earlier with the Tampa Bay Buccaneers, Champion serves as the voice for Disney asking the Super Bowl MVP "Where are you going next?"

A Muncie, Indiana native, Champion resides in Lake Orion.

**RICK MAHORN • RADIO ANALYST**



Rick Mahorn begins his seventh season as a color analyst for the Pistons radio broadcast on WDFN. Mahorn brings his extensive NBA experience and joins George Blaha and Mark Champion to deliver insightful commentary during Pistons home games.

Following an 18-year NBA playing career, Mahorn served as head coach of the Rockford Lightning of the Continental Basketball Association (CBA) for the 1999-00 season. He led the Lightning to a 15-7 overall record and the American Conference title, which earned them a No. 2 seed in the 2000 CBA Playoffs. Mahorn's coaching excellence was recognized in two CBA Coach-of-the-Month Awards. He then joined the coaching staff of the Atlanta Hawks under Lon Kruger during the 2001-02 season.

In 2005, Mahorn joined the Detroit Shock coaching staff, helping take the team to a sixth straight playoff appearance and second WNBA Championship.

Mahorn was drafted by the Washington Bullets (now Wizards) in the second round of the 1980 NBA Draft. He came to Detroit prior to the 1985-86 season and helped the franchise win its first championship as a member of the original "Bad Boys" team in 1988-89. He also earned All-NBA second team defensive honors that season. He later had a second stint with the Pistons from 1996-98.

A Hartford, CT, native, Mahorn was a four-year letter winner at Hampton Institute (VA). He was a three-time NCAA Division II and NAIA All-American and owned 18 school records. He graduated with a degree in business administration in 1980.

**ELI ZARET • SIDELINE REPORTER**



Eli Zaret enters his third season as sideline reporter with the Pistons, partnering with George Blaha and Greg Kelsner during broadcasts on FSN Detroit. He began his career in 1974 as the first FM sportscaster in Detroit, first heard on WABX-FM. In 1979, while working at WRIF-FM, he won a nationwide audition to host the first ever nationally syndicated FM sportscast.

Zaret began his television career in 1980 at WDIV-TV while still at WRIF, and became the lead sports anchor there in 1984. He later became the lead anchor at WABC-TV in New York. Upon returning to WJBK-TV in Detroit in 1988, he also began a seven-year stint at WCSX-FM with a variety of morning show hosts including JJ and Lynn.

Zaret hosted the first locally produced half-hour baseball pre-game show in America on WDIV-TV. He also hosted the Emmy-winning Eli and Denny Show on WJBK-TV with former 31-game winner Denny McLain. In 1997 he created the LockerRoom show on WDIV with Kirk Gibson and Gary Danielson that ran on both radio and television until 2004.

He has published three books, including 2003's "84 -- The Last of the Great Tigers, Untold Stories from an Amazing Season," 2004's "Blue Collar Blueprint -- How the Pistons Created their Championship Formula," and his latest "I told you I wasn't perfect" with Denny McLain which debuted in 2007 and made it to the top ten in the ESPN/Borders best-seller list.

**2008-09 DETROIT SPORTS BROADCASTERS ASSOCIATION**

**ACTIVE MEMBERS:**

**WDFN-AM & WDTW-AM:**

Clarence Black, George Blaha, Mark Champion, Matt Dery, Denny Kapp, Mike Stone, Bob Wojnowski

**WXYT-AM/FM & WWJ-AM:**

Jim Brandstatter, Dan Dickerson, Sonny Eliot, Ken Kal, Tom Mazawey

**WJR-AM:**

Frank Beckmann, George Blaha, Gus Ganakas, Will Tieman

**WAAM-AM:**

Al Fellhauer

**WPON-AM:**

Ron Cameron

**WTKA-AM:**

Jim Hunt

**WMIC-AM/FM & WTVG-AM:**

George Benko, Robert Benko

**WDNN:**

Jim Hendrick

**WOMC-FM:**

Frank Beckmann, Jim Brandstatter, Tom Mazawey

**WKAR-FM:**

Earle Robinson

**WPHS-FM:**

Jennifer Stanczyk

**WSDP-FM:**

Bill Keith

**MCW Communications:**

Terry Moore

**FOX Sports Net Detroit:**

George Blaha, Ken Daniels, Mario Impemba, Fred Pletsch, Shireen Saski, Trevor Thompson

**WDIV-TV:**

Bernie Smilovitz, Rob Parker

**WJBK-TV:**

Dan Miller, Jennifer Hammond, Ryan Ermanni

**WXYZ-TV:**

Mike Stone

**WCS-TV:**

Candise Watts

**ESPN/ESPN2:**

John Cwikla

**TV-10:**

Rich Kincaide

**OTHER MEDIA:**

Mike Alberts, Ron Angel, T.C. Cameron, Paul Carey, Butch Davis, Dave Diles, George Eichorn, Ben Eriksson, John Fountain, Dave Frisco, Frank Garza, Dan Grashuck, Jim Grossman, Ernie Harwell, Jim Hendrick, Larry Henry, Buck Jerzy, Don Kremer, Pete Krupsky, Ray Lane, Budd Lynch, Nick Martines, Dominic Menzo, Scott Morganroth, Geoff Nail, Jim Ramsey, Tom Ryan, Bob Tripi, Dana Wakiji, Carol Yerby, Jon Yerby, Dan York

**OFFICERS:**

**President:**

Rich Kincaide

**Vice President:**

James Rein

**Secretary:**

Jim Grossman

**Treasurer:**

Bill Wischman

**Sergeant-at-Arms:**

Bill Harrington

**Executive Director:**

George Eichorn

**DETROIT PISTONS IN THE MICHIGAN SPORTS HALL OF FAME**

Name	Year of Induction
George Blaha	2008
Ray Scott	2007
Greg Kelsner	2006
Joe Dumars	2003
George Yardley	2001
Bill Laimbeer	1999
Isiah Thomas	1998
Vinnie Johnson	1997
Chuck Daly	1996
Bob Lanier	1989
Dave Bing	1984
Dave DeBusschere	1977
Fred Zollner	1976





Front row left to right: **Sarah, Liz, Chelsey, Megan** Middle row left to right: **Melanie, Jerin, Alexis, Ally**  
 Back row left to right: **Jillian, Brittany, Stephanie K., Rene, Stephanie C., Cortney, Jessica, Val, Kathryn, Rachel, Caitlin, Alicia**

### Hire the "Hardest Workin' Dance Team" in the NBA for your next event!

The Detroit Pistons Dance Team Automotion is celebrating more than 10 years of entertaining fans at The Palace of Auburn Hills. Their high-energy performances increase the level of spirit and enthusiasm inside The Palace at all Pistons home games.

During the past decade the Detroit Pistons Dance Program has grown by leaps and bounds, by not only providing show-stopping performances but by reaching out in the community. As Goodwill Ambassadors for the Detroit Pistons, Automotion participates in numerous community events, including the award-winning NBA Read-To-Achieve program promoting literacy throughout the state of Michigan. Each year, Automotion makes over 300 community appearances.



**Rebecca Girard,**  
DANCE TEAM DIRECTOR

Known as the "Hardest Workin' Dance Team in the NBA," their rigorous rehearsal schedule and intense training seminars leave very little down time for this talented group of ladies. Their commitment to excellence and tireless work ethic makes them strong role models for young women everywhere.

Automotion is a well-rounded group of intelligent, diverse and highly-talented individuals who provide professionalism, class and enthusiasm wherever they go. Their passion and dedication along with their training and preparation are the main ingredients for Automotion's success and popularity.

**To book the Detroit Pistons Dance Team \*Automotion\* for your next event, please call The Palace at 248-377-0100 or go to Pistons.com!**

### HOOPER • PISTONS MASCOT

#### HOOPER STATS

**Height:** A head above the rest  
**Weight:** "1 Ton of Fun"  
**Position:** Center...of attention  
**NBA Debut:** Nov. 1, 1996

Hooper brings fun and excitement to birthdays, schools, weddings, bar mitzvahs, grand openings, festivals, parades and much more!  
 Call to book him for your next event!

To book Hooper for an appearance or community event, please call (248) 377-8607 or e-mail: tgriswold@palacenet.com.



### DETROIT SHOCK • 2003 & 2006 WNBA CHAMPIONS





